



# SC Annual School Report Card Summary

**BISHOPVILLE PRIMARY**  
Lee

Grades: PK-3

Enrollment: 463

Principal: Lei F. Washington

Superintendent: Dr. Cleo Richardson

Board Chair: Sanya Moses

## PERFORMANCE

Comprehensive detail, including definitions of ratings, performance criteria, and explanations of status, is available on [www.ed.sc.gov](http://www.ed.sc.gov) and [www.eoc.sc.gov](http://www.eoc.sc.gov) as well as school and school district websites. Printed versions are available from school districts upon request.

YEAR	ABSOLUTE RATING	GROWTH RATING	PALMETTO GOLD AND SILVER AWARD		AYP STATUS	NCLB IMPROVEMENT STATUS
			General Performance	Closing the Gap		
2011	Below Average	Average	TBD	TBD	Not Met	CA
2010	Below Average	Average	N/A	N/A	Met	CSI-DELAY
2009	At-Risk	At-Risk	N/A	N/A	Not Met	CSI

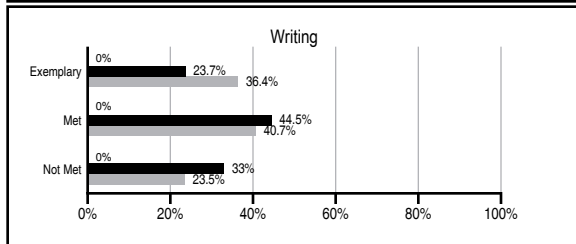
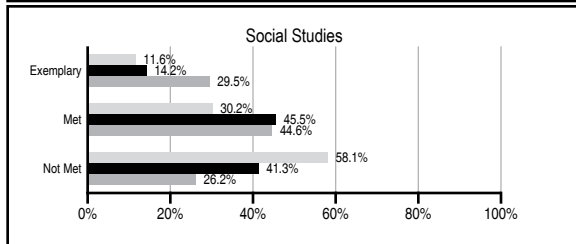
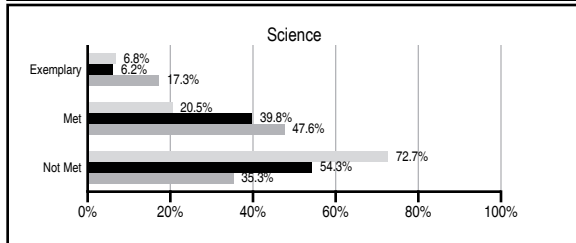
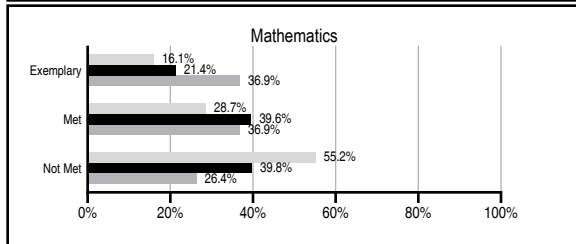
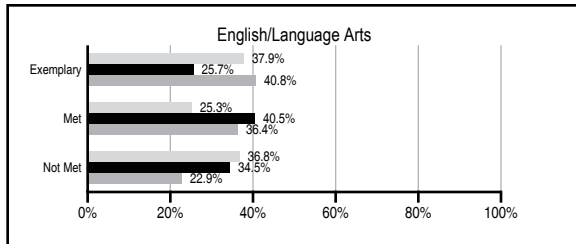
## ABSOLUTE RATINGS OF ELEMENTARY SCHOOLS WITH STUDENTS LIKE OURS\*

EXCELLENT	GOOD	AVERAGE	BELOW AVERAGE	AT-RISK
0	4	62	43	18

\* Ratings are calculated with data available by 11/09/2011. Schools with Students Like Ours are Elementary Schools with Poverty Indices of no more than 5% above or below the index for this school.



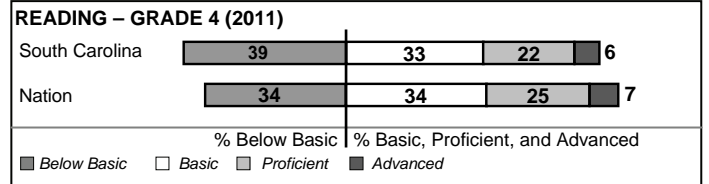
## PASS PERFORMANCE

Our School
  Elementary Schools with Students Like Ours
  Elementary schools statewide



## NAEP PERFORMANCE\*

\* Performance reported for SC and nation, data not available at school level. Percentages at NAEP Achievement Levels.



## SC PERFORMANCE VISION

*By 2020 all students will graduate with the knowledge and skills necessary to compete successfully in the global economy, participate in a democratic society and contribute positively as members of families and communities.*

### Abbreviations Key

N/A Not Applicable N/AV Not Available N/C Not Collected N/R Not Reported I/S Insufficient Sample TBD To be determined

NI Newly Identified CSI Continuing School Improvement CA Corrective Action RP Plan to Restructure R Restructure DELAY School Improvement Status HOLD School Improvement Status

# BISHOPVILLE PRIMARY [Lee]

## SCHOOL PROFILE

	Our School	Change from Last Year	Elementary Schools with Students Like Ours	Median Elementary School
<b>Students (n=463)</b>				
Retention rate	4.7%	Up from 3.9%	1.5%	1.1%
Attendance rate	95.4%	Down from 96.4%	96.0%	96.2%
Served by gifted and talented program	3.3%	Up from 0.0%	5.1%	13.4%
With disabilities other than speech	2.1%	Down from 7.0%	4.3%	4.1%
Older than usual for grade	1.2%	Down from 1.3%	0.5%	0.3%
Out-of-school suspensions or expulsions for violent and/or criminal offenses	0.0%	No Change	0.0%	0.0%
<b>Teachers (n=36)</b>				
Teachers with advanced degrees	61.1%	Up from 59.5%	61.2%	62.5%
Continuing contract teachers	77.8%	Down from 78.4%	81.8%	88.2%
Teachers returning from previous year	86.1%	Down from 88.1%	84.7%	87.8%
Teacher attendance rate	N/R	N/R	95.2%	95.2%
Average teacher salary*	\$41,280	Down 2.8%	\$45,168	\$46,773
Classes not taught by highly qualified teachers	10.3%	Down from 13.9%	0.0%	0.0%
Professional development days/teacher	5.0 days	Down from 8.7 days	10.8 days	10.5 days
<b>School</b>				
Principal's years at school	3.0	Up from 2.0	3.0	4.0
Student-teacher ratio in core subjects	20.9 to 1	Down from 24.1 to 1	17.5 to 1	19.9 to 1
Prime instructional time	N/R	N/R	90.1%	90.4%
Opportunities in the arts	Good	No Change	Good	Good
SACS accreditation	Yes	No Change	Yes	Yes
Parents attending conferences	100.0%	No Change	100.0%	100.0%
Character development program	Excellent	Up from Average	Excellent	Excellent
Dollars spent per pupil**	\$6,036	Down 6.9%	\$8,611	\$7,447
Percent of expenditures for instruction**	72.3%	Up from 71.5%	67.5%	68.4%
Percent of expenditures for teacher salaries**	70.5%	Up from 68.7%	63.9%	65.8%
% of AYP objectives met	53.8%	Down from 100.0%	76.9%	90.5%

\* Length of contract = 185+ days.

\*\* Prior year audited financial data available.

## EVALUATION RESULTS

	Teachers	Students*	Parents*
Number of surveys returned	28	0	0
Percent satisfied with learning environment	67.9%	N/R	N/R
Percent satisfied with social and physical environment	60.7%	N/R	N/R
Percent satisfied with school-home relations	57.1%	N/R	N/R

\*Only students at the highest elementary school grade level at this school and their parents were included.

Comprehensive detail, including definitions of ratings, performance criteria, and explanations of status, is available on [www.ed.sc.gov](http://www.ed.sc.gov) and [www.eoc.sc.gov](http://www.eoc.sc.gov) as well as school and school district websites.

Printed versions are available from school districts upon request.

## REPORT OF PRINCIPAL AND SCHOOL IMPROVEMENT COUNCIL

At Bishopville Primary School, we have worked without retreat to become a school continuously committed to being a place where “children are the heart of our purpose” and “their failure is not an option.” Our faculty and staff work diligently to ensure that each child is prepared for a global society by providing safe and orderly classroom environments synergized by research-based best practices.

Preschool students participate in Early-In Literacy centers supported by a comprehensive and developmentally appropriate Language and Literacy program. This curriculum is comprised of components focused on Phonological Awareness, Arts Integration, and Creative Curriculum. The students were administered an assessment three times throughout the year. The results of the spring administration showed that over 85% of

the preschool students were reading on a First Grade Level. Preschool and Kindergarten students received instruction through the Creative Curriculum model. First grade students participated in Study Island, a technology-based enrichment tool that provides academic support to the students both in-school and at home. First-grade students also receive instruction utilizing the Project Read curriculum. Second-grade students participate in Project Read, Study Island and are assessed using the Measure of Academic Progress. The Save the Children Program provided in-school tutoring for students in first grade and after-school Literacy support for students in second grade. The Save the Children partnership also provides students in first grade through third grade a summer Literacy program structured to provide literacy remediation, enrichment and small group instruction. Third-grade students participated in an after-school program sponsored through a partnership with Edison Learning. The After-school Program enabled our students to grow academically, socially, and physically. The afterschool

program was supported through a partnership with the Americorps grant and the Teacher Cadet program, both provided high school students tutoring jobs daily. This partnership allowed for our school to offer one-on-one instruction when needed. Bishopville Primary School Response to Intervention program has continued. A Project Read partnership enabled our school to obtain a Project Read teacher for all students (grades 1-3). Third grade teachers received two days of professional development through a contractual agreement between the school and Educational resources. The focus of the training was on Four-Block Math. All grade levels received staff development on how to best utilize the new Bloom's Taxonomy and used the new Approved Curriculum Guides. Monthly, Bishopville Primary holds a Parent University, which is designed to involve parents and community in the School Improvement annual assessment, planning and provide information to help the parents support student success.

Each spring, student art work is displayed at the Lee County Opera House during the month of April. First grade through 3rd-grade students received hands-on experience with weekly visits to the Project Read lab and field trips that provided our children with real-world experiences. This year field trips included Riverbanks Zoo, McCloud Farms, Myrtle Beach to the aquarium, and our honors club went to Carowinds. To celebrate student who chose to wear their uniforms all year four out of five days, student were awarded a trip to the skating rink. New technology purchased by our District this year included several

### Abbreviations Key

N/A Not Applicable N/AV Not Available N/C Not Collected N/R Not Reported I/S Insufficient Sample TBD To be determined

NI Newly Identified CSI Continuing School Improvement CA Corrective Action RP Plan to Restructure R Restructure DELAY School Improvement Status HOLD School Improvement Status