



SC Annual School Report Card Summary

EASTSIDE ELEMENTARY
Laurens 56
Grades: PK-5 Enrollment: 431
Principal: Melodie Edwards
Superintendent: David C. O'Shields
Board Chair: Jim Barton

PERFORMANCE

Comprehensive detail, including definitions of ratings, performance criteria, and explanations of status, is available on www.ed.sc.gov and www.eoc.sc.gov as well as school and school district websites. Printed versions are available from school districts upon request.

YEAR	ABSOLUTE RATING	GROWTH RATING	PALMETTO GOLD AND SILVER AWARD		AYP STATUS	NCLB IMPROVEMENT STATUS
			General Performance	Closing the Gap		
2011	Excellent	Good	TBD	TBD	Met	N/A
2010	Good	Excellent	Gold	Silver	Met	N/A
2009	Average	Average	N/A	N/A	Not Met	N/A

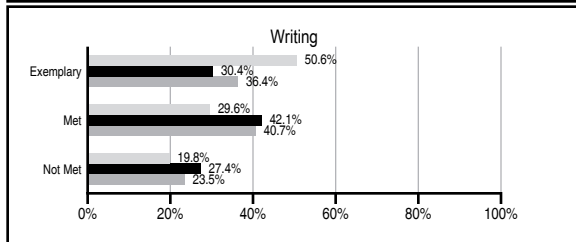
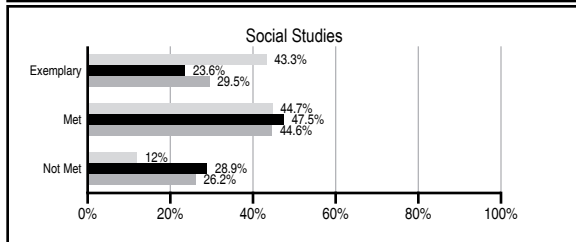
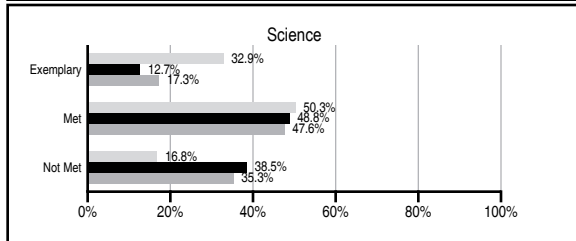
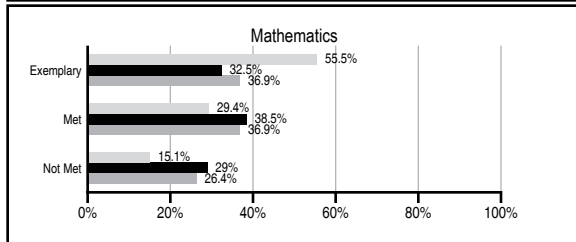
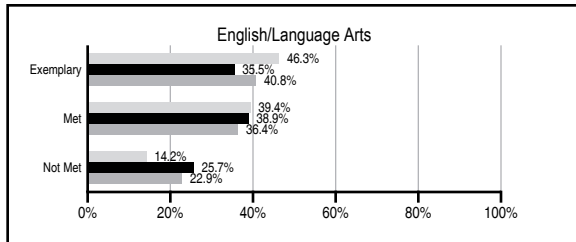
ABSOLUTE RATINGS OF ELEMENTARY SCHOOLS WITH STUDENTS LIKE OURS*

EXCELLENT	GOOD	AVERAGE	BELOW AVERAGE	AT-RISK
5	19	92	9	0

* Ratings are calculated with data available by 11/09/2011. Schools with Students Like Ours are Elementary Schools with Poverty Indices of no more than 5% above or below the index for this school.




PASS PERFORMANCE

Our School
 Elementary Schools with Students Like Ours
 Elementary schools statewide



NAEP PERFORMANCE*

* Performance reported for SC and nation, data not available at school level. Percentages at NAEP Achievement Levels.



SC PERFORMANCE VISION

By 2020 all students will graduate with the knowledge and skills necessary to compete successfully in the global economy, participate in a democratic society and contribute positively as members of families and communities.

Abbreviations Key

N/A Not Applicable N/AV Not Available N/C Not Collected N/R Not Reported I/S Insufficient Sample TBD To be determined

NI Newly Identified CSI Continuing School Improvement CA Corrective Action RP Plan to Restructure R Restructure DELAY School Improvement Status HOLD School Improvement Status

EASTSIDE ELEMENTARY [Laurens 56]

SCHOOL PROFILE

	Our School	Change from Last Year	Elementary Schools with Students Like Ours	Median Elementary School
Students (n=431)				
Retention rate	3.9%	Up from 1.5%	1.3%	1.1%
Attendance rate	96.0%	No Change	95.9%	96.2%
Served by gifted and talented program	21.0%	Up from 16.5%	11.6%	13.4%
With disabilities other than speech	3.4%	Down from 8.0%	4.8%	4.1%
Older than usual for grade	0.5%	No Change	0.3%	0.3%
Out-of-school suspensions or expulsions for violent and/or criminal offenses	0.0%	No Change	0.0%	0.0%
Teachers (n=26)				
Teachers with advanced degrees	61.5%	Down from 61.8%	60.5%	62.5%
Continuing contract teachers	100.0%	Up from 97.1%	89.3%	88.2%
Teachers returning from previous year	81.3%	Down from 84.1%	87.4%	87.8%
Teacher attendance rate	97.0%	Up from 95.4%	95.1%	95.2%
Average teacher salary*	\$46,012	Up 2.2%	\$46,625	\$46,773
Classes not taught by highly qualified teachers	0.0%	No Change	0.0%	0.0%
Professional development days/teacher	10.3 days	Up from 7.1 days	11.3 days	10.5 days
School				
Principal's years at school	2.0	Up from 1.0	4.0	4.0
Student-teacher ratio in core subjects	21.0 to 1	Up from 20.5 to 1	19.6 to 1	19.9 to 1
Prime instructional time	91.6%	Up from 90.7%	89.8%	90.4%
Opportunities in the arts	Fair	Down from Good	Good	Good
SACS accreditation	Yes	No Change	Yes	Yes
Parents attending conferences	99.2%	Up from 96.4%	100.0%	100.0%
Character development program	Average	No Change	Excellent	Excellent
Dollars spent per pupil**	\$8,140	Up 9.9%	\$7,476	\$7,447
Percent of expenditures for instruction**	67.8%	Up from 66.9%	67.0%	68.4%
Percent of expenditures for teacher salaries**	62.3%	Up from 58.1%	64.6%	65.8%
% of AYP objectives met	100.0%	No Change	88.2%	90.5%

* Length of contract = 185+ days.

** Prior year audited financial data available.

EVALUATION RESULTS

	Teachers	Students*	Parents*
Number of surveys returned	26	81	51
Percent satisfied with learning environment	100.0%	87.7%	85.4%
Percent satisfied with social and physical environment	100.0%	86.4%	89.8%
Percent satisfied with school-home relations	88.5%	93.8%	70.8%

*Only students at the highest elementary school grade level at this school and their parents were included.

REPORT OF PRINCIPAL AND SCHOOL IMPROVEMENT COUNCIL

Eastside Elementary School (EES) is extremely proud of the many accomplishments made during the 2010-2011 school year. We are committed to improving student achievement by holding high expectations for all students. Our curriculum continues to be standards-driven, with the staff receiving continuous opportunities for staff development training through TAP (Teacher Advancement Program). This year, we focused on increasing our science and social studies knowledge and strengthening our math and literacy programs. Teachers received training in Curriculum Mapping, test taking as a genre and Best Practices. Many of our students took advantage of our after-school program and morning study groups. During this time, teachers provided enrichment activities to reinforce and challenge student learning. Benchmark tests, MAP scores, and PASS results aided us in determining the individual and/or class areas of weakness.

This year our District went through AdvancEd and we did receive district-wide accreditation.

The 2010-2011 school year was the first year that Eastside achieved Adequate Yearly Progress in all 17 of our 17 descriptors. We earned the Palmetto Gold recognition, which is the highest academic honor awarded by the South Carolina Department of Education and we received the Silver Award for Closing the Achievement Gap from the S.C. Education Oversight Committee.

Parents have been actively involved in school activities such as monthly grade level breakfasts, grade level lunches, grandparent breakfasts, science night and our annual Wax Museum.

At EES, we believe that it is important to be active in the community. Our students participate in a community backpack meal program, food drive for United Ministries, and this year our school raised over \$3400 for Relay For Life.

We are proud to have wonderful staff members, parents and community members that work so diligently to address the needs of each individual student.

We are looking forward to another great year and we know that Eastside Elementary School is The Right Start To A Better Finish.

Melodie Edwards
Principal

Cynthia Pitts Ph.D.
SIC Chairman

Comprehensive detail, including definitions of ratings, performance criteria, and explanations of status, is available on www.ed.sc.gov and www.eoc.sc.gov as well as school and school district websites.

Printed versions are available from school districts upon request.

Abbreviations Key

N/A Not Applicable N/AV Not Available N/C Not Collected N/R Not Reported I/S Insufficient Sample TBD To be determined
NI Newly Identified CSI Continuing School Improvement CA Corrective Action RP Plan to Restructure R Restructure DELAY School Improvement Status HOLD School Improvement Status