



# SC Annual School Report Card Summary

**WATERLOO ELEMENTARY**

**Laurens 55**

**Grades: PK-6**

**Enrollment: 311**

**Principal: Taria Stokes**

**Superintendent: Billy R. Strickland**

**Board Chair: Rev. Charlie Short**

## PERFORMANCE

Comprehensive detail, including definitions of ratings, performance criteria, and explanations of status, is available on [www.ed.sc.gov](http://www.ed.sc.gov) and [www.eoc.sc.gov](http://www.eoc.sc.gov) as well as school and school district websites. Printed versions are available from school districts upon request.

YEAR	ABSOLUTE RATING	GROWTH RATING	PALMETTO GOLD AND SILVER AWARD		AYP STATUS	NCLB IMPROVEMENT STATUS
			General Performance	Closing the Gap		
2011	Good	Good	TBD	TBD	Met	N/A
2010	Average	Good	Silver	Silver	Met	N/A
2009	Average	Excellent	Gold	Silver	Met	N/A

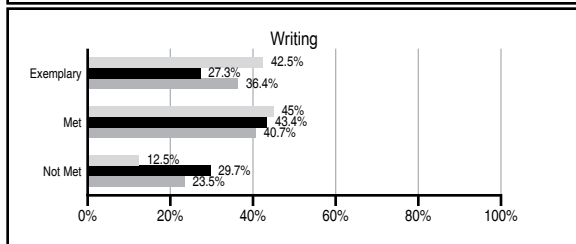
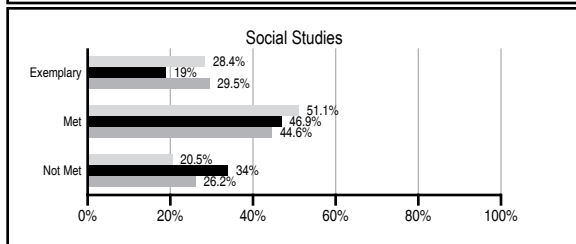
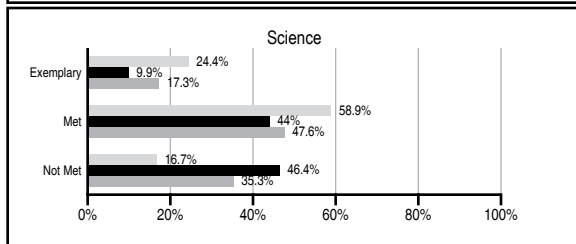
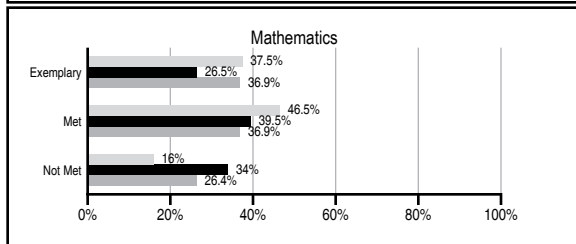
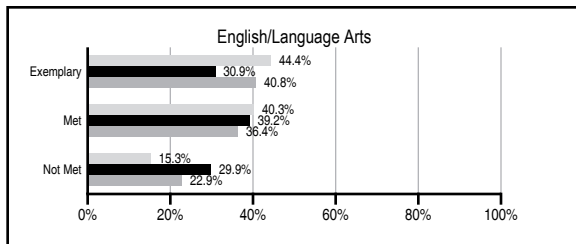
## ABSOLUTE RATINGS OF ELEMENTARY SCHOOLS WITH STUDENTS LIKE OURS\*

EXCELLENT	GOOD	AVERAGE	BELOW AVERAGE	AT-RISK
4	12	95	27	6

\* Ratings are calculated with data available by 11/09/2011. Schools with Students Like Ours are Elementary Schools with Poverty Indices of no more than 5% above or below the index for this school.


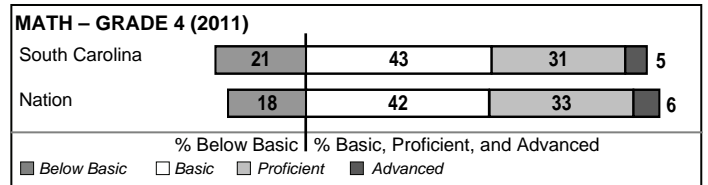
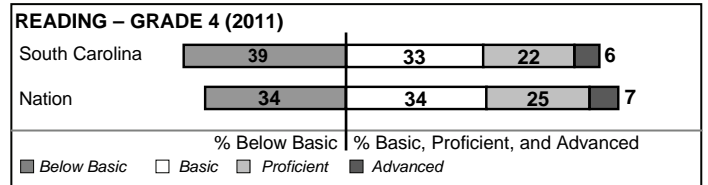
## PASS PERFORMANCE

Our School
  Elementary Schools with Students Like Ours
  Elementary schools statewide



## NAEP PERFORMANCE\*

\* Performance reported for SC and nation, data not available at school level. Percentages at NAEP Achievement Levels.



## SC PERFORMANCE VISION

*By 2020 all students will graduate with the knowledge and skills necessary to compete successfully in the global economy, participate in a democratic society and contribute positively as members of families and communities.*

### Abbreviations Key

N/A Not Applicable N/AV Not Available N/C Not Collected N/R Not Reported I/S Insufficient Sample TBD To be determined

NI Newly Identified CSI Continuing School Improvement CA Corrective Action RP Plan to Restructure R Restructure DELAY School Improvement Status HOLD School Improvement Status

# WATERLOO ELEMENTARY [Laurens 55]

## SCHOOL PROFILE

	Our School	Change from Last Year	Elementary Schools with Students Like Ours	Median Elementary School
<b>Students (n=311)</b>				
Retention rate	3.8%	Up from 3.1%	1.5%	1.1%
Attendance rate	95.9%	Up from 95.3%	95.9%	96.2%
Served by gifted and talented program	12.4%	Up from 7.5%	8.3%	13.4%
With disabilities other than speech	4.8%	Down from 6.1%	4.5%	4.1%
Older than usual for grade	1.2%	Down from 1.8%	0.5%	0.3%
Out-of-school suspensions or expulsions for violent and/or criminal offenses	0.0%	No Change	0.0%	0.0%
<b>Teachers (n=18)</b>				
Teachers with advanced degrees	44.4%	Up from 28.0%	61.9%	62.5%
Continuing contract teachers	66.7%	Down from 72.0%	85.7%	88.2%
Teachers returning from previous year	74.3%	Down from 78.6%	86.5%	87.8%
Teacher attendance rate	93.0%	Down from 95.1%	95.1%	95.2%
Average teacher salary*	\$43,567	Up 0.9%	\$45,697	\$46,773
Classes not taught by highly qualified teachers	0.0%	No Change	0.0%	0.0%
Professional development days/teacher	7.3 days	Down from 7.5 days	10.4 days	10.5 days
<b>School</b>				
Principal's years at school	3.0	Up from 2.0	4.0	4.0
Student-teacher ratio in core subjects	20.0 to 1	Down from 21.4 to 1	18.4 to 1	19.9 to 1
Prime instructional time	88.4%	Down from 89.6%	90.0%	90.4%
Opportunities in the arts	Good	No Change	Good	Good
SACS accreditation	Yes	No Change	Yes	Yes
Parents attending conferences	100.0%	No Change	100.0%	100.0%
Character development program	Excellent	No Change	Excellent	Excellent
Dollars spent per pupil**	\$6,675	Down 9.5%	\$7,789	\$7,447
Percent of expenditures for instruction**	65.7%	Up from 60.2%	67.9%	68.4%
Percent of expenditures for teacher salaries**	63.5%	Up from 55.6%	64.7%	65.8%
% of AYP objectives met	100.0%	No Change	82.6%	90.5%

\* Length of contract = 185+ days.

\*\* Prior year audited financial data available.

## EVALUATION RESULTS

	Teachers	Students*	Parents*
Number of surveys returned	18	36	32
Percent satisfied with learning environment	100.0%	82.9%	84.4%
Percent satisfied with social and physical environment	100.0%	85.7%	90.6%
Percent satisfied with school-home relations	88.9%	80.0%	90.6%

\*Only students at the highest elementary school grade level at this school and their parents were included.

## REPORT OF PRINCIPAL AND SCHOOL IMPROVEMENT COUNCIL

Waterloo Elementary is a Title I school in Laurens School District 55 that is located approximately seven miles from downtown Laurens. The learning community at Waterloo is committed to providing all students with the education they need to be successful in life.

Student learning is the primary focus at Waterloo. Students are exposed to rich, interesting lessons on a daily basis. Students have the opportunity to participate in the Limos for Learning reading program, Math/Science Night, Literacy Night, Family Fun Night, Fall Festival, spring dances, and archery competitions at the local, state, and national levels. Students are celebrated for their achievements frequently through MAP growth/achievement parties, a PASS pep rally, and our annual Awards Day program. Due to this focus on achievement, Waterloo has had the privilege of receiving a Palmetto Gold Award for improvement and a Palmetto Silver Award for closing the achievement gap in 2009-2010 and Palmetto Silver Awards for improvement and closing the achievement gap in 2010-2011!

The faculty and staff believe that school is a place not only for student learning, but also adult learning. Teachers engage in collaborative planning sessions weekly with our instructional coach and administrative staff to ensure they are delivering age appropriate, standards-based lessons. In addition, teachers attend numerous after school professional development sessions to enhance their knowledge and skills across subject areas. Waterloo Elementary is committed to serving the whole child. Students attend computer, media center, art, music, physical education, and guidance classes. Providing these opportunities for students allow them the chance to obtain skills needed to compete in the multimedia age in which we live.

Building a strong home/school connection is essential to the growth of our young learners; therefore, we invite parents to visit and to participate in our school activities. Through the assistance of the PTO and Parent Volunteer Program, Waterloo Elementary has a strong support system that will help our students continue to strive for excellence.

The Waterloo learning community is excited and proud of the strides students have made in academic achievement. The faculty and staff look forward to continue making greater strides in student growth and achievement.

Taria Stokes, Ed.S , Principal  
Amy Gregory, SIC chairperson

Comprehensive detail, including definitions of ratings, performance criteria, and explanations of status, is available on [www.ed.sc.gov](http://www.ed.sc.gov) and [www.eoc.sc.gov](http://www.eoc.sc.gov) as well as school and school district websites.

Printed versions are available from school districts upon request.

### Abbreviations Key

N/A Not Applicable N/AV Not Available N/C Not Collected N/R Not Reported I/S Insufficient Sample TBD To be determined  
NI Newly Identified CSI Continuing School Improvement CA Corrective Action RP Plan to Restructure R Restructure DELAY School Improvement Status HOLD School Improvement Status