



SC Annual School Report Card Summary

LAURENS ELEMENTARY
 Laurens 55
 Grades: PK-5 Enrollment: 656
 Principal: Phillip Dean
 Superintendent: Billy R. Strickland
 Board Chair: Rev. Charlie Short

PERFORMANCE

Comprehensive detail, including definitions of ratings, performance criteria, and explanations of status, is available on www.ed.sc.gov and www.eoc.sc.gov as well as school and school district websites. Printed versions are available from school districts upon request.

YEAR	ABSOLUTE RATING	GROWTH RATING	PALMETTO GOLD AND SILVER AWARD		AYP STATUS	NCLB IMPROVEMENT STATUS
			General Performance	Closing the Gap		
2011	Average	Average	TBD	TBD	Not Met	N/A
2010	Average	Average	N/A	N/A	Met	N/A
2009	Average	Average	N/A	N/A	Met	N/A

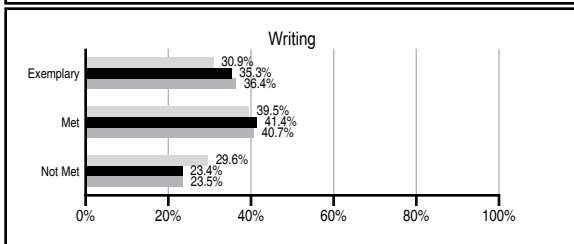
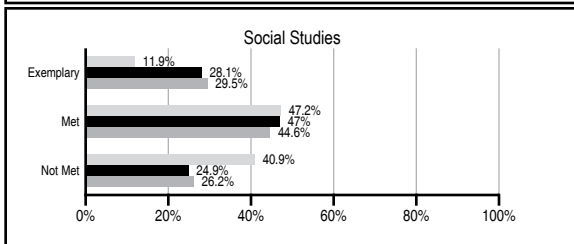
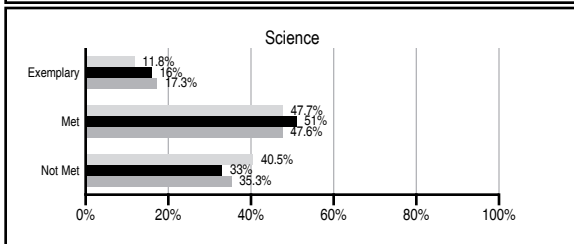
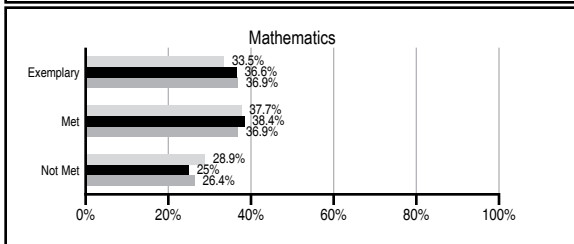
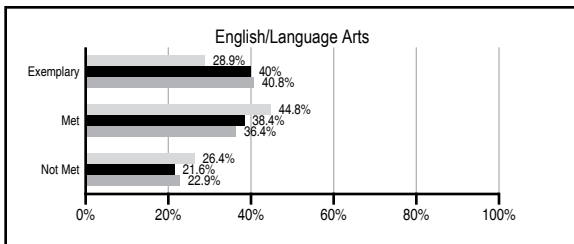
ABSOLUTE RATINGS OF ELEMENTARY SCHOOLS WITH STUDENTS LIKE OURS*

EXCELLENT	GOOD	AVERAGE	BELOW AVERAGE	AT-RISK
16	35	70	3	0

* Ratings are calculated with data available by 11/09/2011. Schools with Students Like Ours are Elementary Schools with Poverty Indices of no more than 5% above or below the index for this school.

PASS PERFORMANCE

Our School
 Elementary Schools with Students Like Ours
 Elementary schools statewide



NAEP PERFORMANCE*

* Performance reported for SC and nation, data not available at school level. Percentages at NAEP Achievement Levels.



SC PERFORMANCE VISION

By 2020 all students will graduate with the knowledge and skills necessary to compete successfully in the global economy, participate in a democratic society and contribute positively as members of families and communities.

Abbreviations Key

N/A Not Applicable N/AV Not Available N/C Not Collected N/R Not Reported I/S Insufficient Sample TBD To be determined

NI Newly Identified CSI Continuing School Improvement CA Corrective Action RP Plan to Restructure R Restructure DELAY School Improvement Status HOLD School Improvement Status

LAURENS ELEMENTARY [Laurens 55]

SCHOOL PROFILE

	Our School	Change from Last Year	Elementary Schools with Students Like Ours	Median Elementary School
Students (n=656)				
Retention rate	4.0%	Up from 2.2%	1.2%	1.1%
Attendance rate	96.3%	Up from 95.5%	96.0%	96.2%
Served by gifted and talented program	10.5%	Up from 10.0%	13.9%	13.4%
With disabilities other than speech	3.4%	Down from 6.6%	5.2%	4.1%
Older than usual for grade	0.5%	Down from 1.1%	0.2%	0.3%
Out-of-school suspensions or expulsions for violent and/or criminal offenses	0.0%	No Change	0.0%	0.0%
Teachers (n=35)				
Teachers with advanced degrees	65.7%	Up from 58.3%	60.7%	62.5%
Continuing contract teachers	85.7%	Up from 75.0%	90.6%	88.2%
Teachers returning from previous year	84.4%	Up from 80.9%	88.3%	87.8%
Teacher attendance rate	94.6%	Down from 97.2%	95.1%	95.2%
Average teacher salary*	\$45,733	Up 1.2%	\$46,831	\$46,773
Classes not taught by highly qualified teachers	0.0%	No Change	0.0%	0.0%
Professional development days/teacher	9.5 days	Up from 6.7 days	10.4 days	10.5 days
School				
Principal's years at school	3.0	Up from 2.0	4.0	4.0
Student-teacher ratio in core subjects	23.4 to 1	Up from 21.1 to 1	20.0 to 1	19.9 to 1
Prime instructional time	90.2%	Down from 91.8%	90.3%	90.4%
Opportunities in the arts	Good	No Change	Good	Good
SACS accreditation	Yes	No Change	Yes	Yes
Parents attending conferences	100.0%	Up from 97.7%	100.0%	100.0%
Character development program	Good	No Change	Excellent	Excellent
Dollars spent per pupil**	\$5,628	Down 23.6%	\$7,221	\$7,447
Percent of expenditures for instruction**	67.5%	Up from 65.8%	68.1%	68.4%
Percent of expenditures for teacher salaries**	66.2%	Up from 64.4%	66.2%	65.8%
% of AYP objectives met	94.1%	Down from 100.0%	92.3%	90.5%

* Length of contract = 185+ days.

** Prior year audited financial data available.

EVALUATION RESULTS

	Teachers	Students*	Parents*
Number of surveys returned	32	83	59
Percent satisfied with learning environment	90.3%	89.2%	88.1%
Percent satisfied with social and physical environment	96.9%	94.0%	84.2%
Percent satisfied with school-home relations	71.9%	91.6%	86.4%

*Only students at the highest elementary school grade level at this school and their parents were included.

REPORT OF PRINCIPAL AND SCHOOL IMPROVEMENT COUNCIL

A major focus for us this year was a school-wide character education program. Laurens Elementary was one of 41 schools from across the nation and the only school in South Carolina to receive a grant from the Sprint Foundation. Proceeds from the grant were used to purchase literature and materials to help our teachers teach the four character traits of Respect, Responsibility, Cooperation, and Honesty. In addition to teaching our students the core academic subjects, we feel that it is also important to teach character education in order to develop students who will be successful in school, the workplace, and in life.

We continue to offer Montessori education as an option, providing classes for primary (grades 4K-5K), lower elementary (grades 1-3), and upper elementary (grades 4-5). We also continue to use looping, when possible, as a means of helping our students develop and maintain a close relationship with teachers. Looping has also proven to be very successful in terms of increased student achievement. We were able to offer our after school program again this year and for the first time in several years we offered a summer program. New curriculum was added for our GT program this year. Our GT students used Kidbiz for ELA and M3 for math.

We have also made a commitment to equip our classrooms with technology that will help teachers provide engaging instruction for students. In spite of reduced funding, we were able to purchase two additional Promethean boards for classrooms, with a goal of having interactive whiteboards for all classrooms, as well as additional computers and software within the next few years.

All of our teachers participated in districtwide professional development on using our new district pacing guides and literacy expectation guides. Many teachers also took district-sponsored mini-courses during the year, with several of our teachers leading some of these courses. Participation in the Literacy SC Pilot Project provided our first and second grade teachers with access to a literacy specialist from the State Department of Education. The specialist provided coaching and training in literacy. We had one teacher who completed Upper Elementary Montessori training and she participated in the Teaching American History grant. Another teacher completed a master's degree in Language and Literacy, a program sponsored by our district through the University of South Carolina.

In partnership with Bojangles of Laurens and the Laurens Kiwanis Club, we continued recognizing students through the Terrific Kids program. Our monthly Terrific Kids celebrations have been a great way to recognize students and their families, while building strong home-school relationships.

Our goal is to be a school where all students achieve and where all people are treated with respect. We invite all parents and community members to join us as we continue to strive for excellence.

Phillip Dean, Principal
Randy Dendy, SIC/Title One Planning Team Chair

Comprehensive detail, including definitions of ratings, performance criteria, and explanations of status, is available on www.ed.sc.gov and www.eoc.sc.gov as well as school and school district websites.

Printed versions are available from school districts upon request.

Abbreviations Key

N/A Not Applicable N/AV Not Available N/C Not Collected N/R Not Reported I/S Insufficient Sample TBD To be determined

NI Newly Identified CSI Continuing School Improvement CA Corrective Action RP Plan to Restructure R Restructure DELAY School Improvement Status HOLD School Improvement Status