



SC Annual School Report Card Summary

HICKORY TAVERN ELEMENTARY
Laurens 55
Grades: PK-5 Enrollment: 436
Principal: Mary Ann Crouch
Superintendent: Billy R. Strickland
Board Chair: Rev. Charlie Short

PERFORMANCE

Comprehensive detail, including definitions of ratings, performance criteria, and explanations of status, is available on www.ed.sc.gov and www.eoc.sc.gov as well as school and school district websites. Printed versions are available from school districts upon request.

YEAR	ABSOLUTE RATING	GROWTH RATING	PALMETTO GOLD AND SILVER AWARD		AYP STATUS	NCLB IMPROVEMENT STATUS
			General Performance	Closing the Gap		
2011	Good	Average	TBD	TBD	Not Met	N/A
2010	Good	Excellent	Gold	Silver	Met	N/A
2009	Good	Excellent	Gold	Silver	Met	N/A

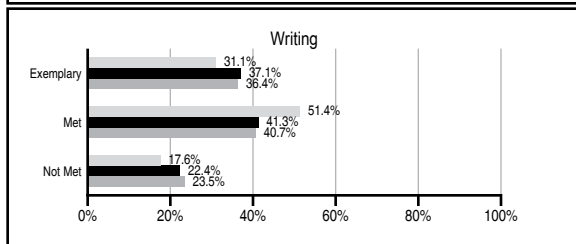
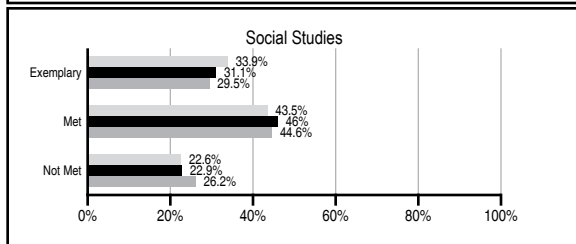
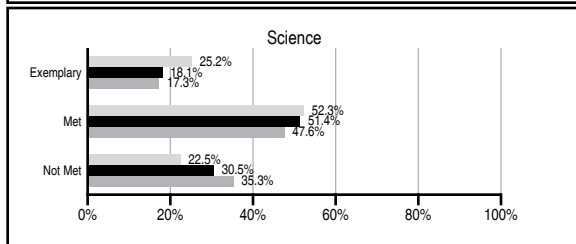
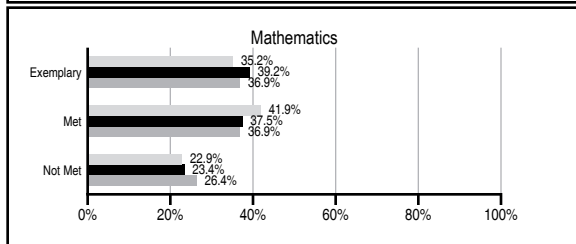
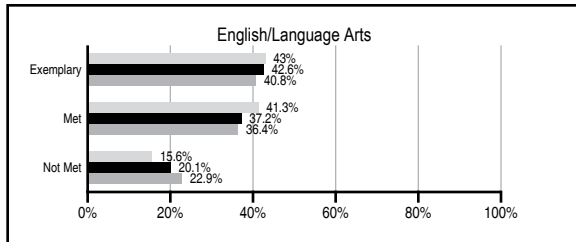
ABSOLUTE RATINGS OF ELEMENTARY SCHOOLS WITH STUDENTS LIKE OURS*

EXCELLENT	GOOD	AVERAGE	BELOW AVERAGE	AT-RISK
24	34	48	1	0

* Ratings are calculated with data available by 11/09/2011. Schools with Students Like Ours are Elementary Schools with Poverty Indices of no more than 5% above or below the index for this school.

PASS PERFORMANCE

Our School
 Elementary Schools with Students Like Ours
 Elementary schools statewide



NAEP PERFORMANCE*

* Performance reported for SC and nation, data not available at school level. Percentages at NAEP Achievement Levels.



SC PERFORMANCE VISION

By 2020 all students will graduate with the knowledge and skills necessary to compete successfully in the global economy, participate in a democratic society and contribute positively as members of families and communities.

Abbreviations Key

N/A Not Applicable N/AV Not Available N/C Not Collected N/R Not Reported I/S Insufficient Sample TBD To be determined

NI Newly Identified CSI Continuing School Improvement CA Corrective Action RP Plan to Restructure R Restructure DELAY School Improvement Status HOLD School Improvement Status

HICKORY TAVERN ELEMENTARY [Laurens 55]

SCHOOL PROFILE

	Our School	Change from Last Year	Elementary Schools with Students Like Ours	Median Elementary School
Students (n=436)				
Retention rate	2.0%	Down from 3.5%	1.2%	1.1%
Attendance rate	96.4%	Up from 95.5%	96.1%	96.2%
Served by gifted and talented program	16.5%	Up from 14.2%	14.4%	13.4%
With disabilities other than speech	6.3%	Down from 10.0%	4.8%	4.1%
Older than usual for grade	0.0%	Down from 0.6%	0.3%	0.3%
Out-of-school suspensions or expulsions for violent and/or criminal offenses	0.0%	No Change	0.0%	0.0%
Teachers (n=25)				
Teachers with advanced degrees	52.0%	Up from 50.0%	60.9%	62.5%
Continuing contract teachers	96.0%	Up from 95.8%	90.0%	88.2%
Teachers returning from previous year	82.7%	Down from 83.0%	88.5%	87.8%
Teacher attendance rate	92.9%	Down from 93.0%	95.2%	95.2%
Average teacher salary*	\$45,807	Down 3.0%	\$46,510	\$46,773
Classes not taught by highly qualified teachers	0.0%	Down from 3.1%	0.0%	0.0%
Professional development days/teacher	17.3 days	Down from 17.5 days	10.3 days	10.5 days
School				
Principal's years at school	7.0	Up from 6.0	4.0	4.0
Student-teacher ratio in core subjects	21.2 to 1	Down from 22.0 to 1	20.2 to 1	19.9 to 1
Prime instructional time	88.5%	Up from 87.9%	90.2%	90.4%
Opportunities in the arts	Good	No Change	Good	Good
SACS accreditation	Yes	No Change	Yes	Yes
Parents attending conferences	100.0%	No Change	100.0%	100.0%
Character development program	Excellent	No Change	Excellent	Excellent
Dollars spent per pupil**	\$6,413	Down 47.4%	\$6,992	\$7,447
Percent of expenditures for instruction**	59.4%	Down from 64.2%	68.3%	68.4%
Percent of expenditures for teacher salaries**	58.2%	Up from 32.8%	65.8%	65.8%
% of AYP objectives met	88.2%	Down from 100.0%	93.1%	90.5%

* Length of contract = 185+ days.

** Prior year audited financial data available.

EVALUATION RESULTS

	Teachers	Students*	Parents*
Number of surveys returned	25	69	59
Percent satisfied with learning environment	95.8%	83.8%	86.4%
Percent satisfied with social and physical environment	100.0%	88.4%	86.0%
Percent satisfied with school-home relations	96.0%	94.2%	75.4%

*Only students at the highest elementary school grade level at this school and their parents were included.

REPORT OF PRINCIPAL AND SCHOOL IMPROVEMENT COUNCIL

"Excellence for Every Child Every Day" describes the atmosphere at Hickory Tavern Elementary School. Our students, parents, and teachers are united in "Sailing Beyond Excellence." The guiding light is our vision which states we will be a school of excellence and equity in educational practices for each learner.

Hickory Tavern Elementary School is a Title I school located in a rural community and proudly serves 442 students in grades 4K to five. Approximately 87% of students are Caucasian and 13% of the student body includes African-American, Hispanic, and other ethnic classifications. The percentage of students receiving federally subsidized meals has increased over the past several years to 57%. Our school offers Creative Curriculum and Montessori classes to allow parents the choice for choosing the child's academic track. Students' individual needs are addressed through Academy Time and Response to Intervention initiatives. The academically gifted and talented program serves 16% of the students. Students in grades three through five have the opportunity to attend a community sponsored program, Released Time, for religious instruction.

For the second consecutive year, Hickory Tavern Elementary School was recognized for Closing the Achievement Gap for historically underperforming students. In addition, we achieved Adequate Yearly Progress in all required descriptors. Also, our school earned the Palmetto Gold distinction which is the highest academic honor recognized by the State Department of Education. Our students' PASS scores surpassed the district and state performance expectations, and our MAP scores continue to show marked growth.

Our continued goal is to ensure that each child is prepared academically, socially, and emotionally for the 21st century. Hickory Tavern Elementary School's strategic plan continues to develop and document the changes and progress our school is making as we work to continuously improve. This plan provides our staff with an ongoing means for self-assessment, communication, continuous improvement and accountability. Our school and district were successful in meeting the requirements established by the AdvancED Accreditation Commission and Board to be accredited by the Southern Association of Colleges and Schools Council on Accreditation and School Improvement.

The PTO and our Volunteer Program have increased parental and community involvement in school activities which has enhanced school climate. Hickory Tavern Elementary School strives to maintain a rigorous learning environment where students, teachers, parents, and the community work together to share ownership for learning to produce successful lifelong learners and productive citizens.

Mary Ann Crouch, Principal
Stephanie Brownlee, SIC Chair

Comprehensive detail, including definitions of ratings, performance criteria, and explanations of status, is available on www.ed.sc.gov and www.eoc.sc.gov as well as school and school district websites.

Printed versions are available from school districts upon request.

Abbreviations Key

N/A Not Applicable N/AV Not Available N/C Not Collected N/R Not Reported I/S Insufficient Sample TBD To be determined
NI Newly Identified CSI Continuing School Improvement CA Corrective Action RP Plan to Restructure R Restructure DELAY School Improvement Status HOLD School Improvement Status