



# SC Annual School Report Card Summary

**FORD ELEMENTARY**  
**Laurens 55**  
**Grades: PK-5** Enrollment: 481  
**Principal: Dianne Simmons**  
**Superintendent: Billy R. Strickland**  
**Board Chair: Rev. Charlie Short**

## PERFORMANCE

Comprehensive detail, including definitions of ratings, performance criteria, and explanations of status, is available on [www.ed.sc.gov](http://www.ed.sc.gov) and [www.eoc.sc.gov](http://www.eoc.sc.gov) as well as school and school district websites. Printed versions are available from school districts upon request.

YEAR	ABSOLUTE RATING	GROWTH RATING	PALMETTO GOLD AND SILVER AWARD		AYP STATUS	NCLB IMPROVEMENT STATUS
			General Performance	Closing the Gap		
2011	Average	Average	TBD	TBD	Not Met	N/A
2010	Below Average	Average	N/A	N/A	Met	N/A
2009	Average	Average	N/A	Silver	Met	N/A

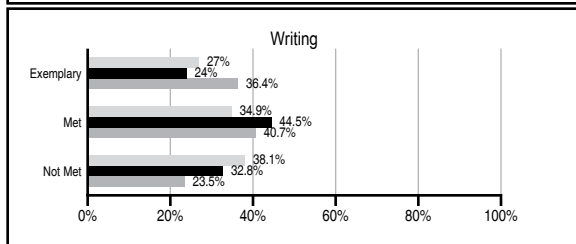
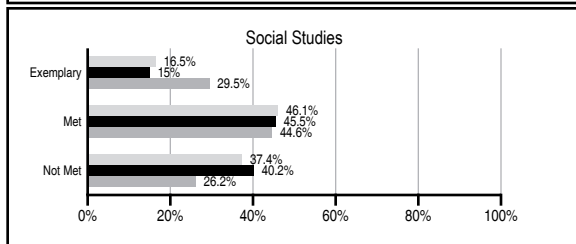
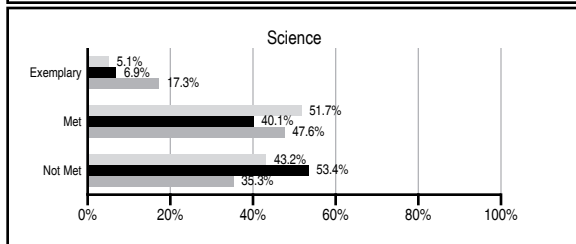
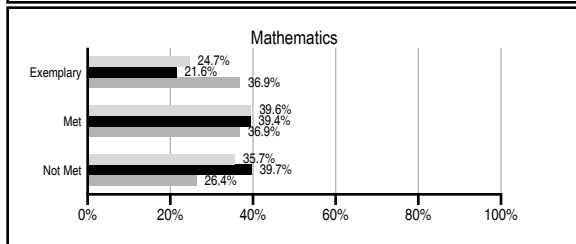
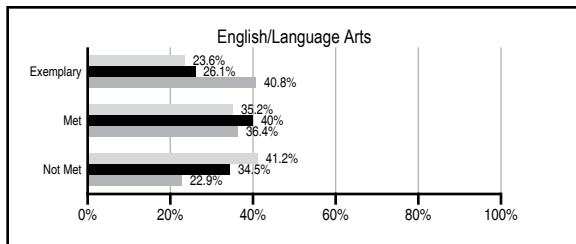
## ABSOLUTE RATINGS OF ELEMENTARY SCHOOLS WITH STUDENTS LIKE OURS\*

EXCELLENT	GOOD	AVERAGE	BELOW AVERAGE	AT-RISK
1	6	78	49	23

\* Ratings are calculated with data available by 11/09/2011. Schools with Students Like Ours are Elementary Schools with Poverty Indices of no more than 5% above or below the index for this school.

## PASS PERFORMANCE

Our School
  Elementary Schools with Students Like Ours
  Elementary schools statewide



## NAEP PERFORMANCE\*

\* Performance reported for SC and nation, data not available at school level. Percentages at NAEP Achievement Levels.



## SC PERFORMANCE VISION

*By 2020 all students will graduate with the knowledge and skills necessary to compete successfully in the global economy, participate in a democratic society and contribute positively as members of families and communities.*

### Abbreviations Key

N/A Not Applicable N/AV Not Available N/C Not Collected N/R Not Reported I/S Insufficient Sample TBD To be determined

NI Newly Identified CSI Continuing School Improvement CA Corrective Action RP Plan to Restructure R Restructure DELAY School Improvement Status HOLD School Improvement Status

# FORD ELEMENTARY [Laurens 55]

## SCHOOL PROFILE

	Our School	Change from Last Year	Elementary Schools with Students Like Ours	Median Elementary School
<b>Students (n=481)</b>				
Retention rate	4.3%	Down from 4.4%	1.5%	1.1%
Attendance rate	95.6%	Up from 95.3%	96.0%	96.2%
Served by gifted and talented program	5.5%	Up from 1.4%	5.2%	13.4%
With disabilities other than speech	6.4%	Down from 8.4%	4.3%	4.1%
Older than usual for grade	2.7%	Down from 5.2%	0.6%	0.3%
Out-of-school suspensions or expulsions for violent and/or criminal offenses	0.0%	No Change	0.0%	0.0%
<b>Teachers (n=26)</b>				
Teachers with advanced degrees	61.5%	Up from 54.8%	61.9%	62.5%
Continuing contract teachers	92.3%	Up from 77.4%	82.0%	88.2%
Teachers returning from previous year	77.2%	Down from 78.6%	84.4%	87.8%
Teacher attendance rate	94.5%	Down from 94.8%	95.2%	95.2%
Average teacher salary*	\$45,373	Down 0.1%	\$45,155	\$46,773
Classes not taught by highly qualified teachers	0.0%	Down from 4.9%	0.0%	0.0%
Professional development days/teacher	8.8 days	Down from 10.4 days	10.6 days	10.5 days
<b>School</b>				
Principal's years at school	3.0	Up from 2.0	3.0	4.0
Student-teacher ratio in core subjects	21.8 to 1	Up from 17.6 to 1	17.5 to 1	19.9 to 1
Prime instructional time	88.9%	Down from 89.4%	90.4%	90.4%
Opportunities in the arts	Poor	No Change	Good	Good
SACS accreditation	Yes	No Change	Yes	Yes
Parents attending conferences	85.5%	Down from 89.9%	100.0%	100.0%
Character development program	Good	Down from Excellent	Excellent	Excellent
Dollars spent per pupil**	\$7,243	Down 4.0%	\$8,566	\$7,447
Percent of expenditures for instruction**	64.7%	Down from 66.7%	67.6%	68.4%
Percent of expenditures for teacher salaries**	62.7%	Down from 63.9%	63.9%	65.8%
% of AYP objectives met	60.0%	Down from 100.0%	76.9%	90.5%

\* Length of contract = 185+ days.

\*\* Prior year audited financial data available.

## EVALUATION RESULTS

	Teachers	Students*	Parents*
Number of surveys returned	12	63	24
Percent satisfied with learning environment	100.0%	91.7%	79.2%
Percent satisfied with social and physical environment	100.0%	88.3%	75.0%
Percent satisfied with school-home relations	83.3%	88.1%	83.3%

\*Only students at the highest elementary school grade level at this school and their parents were included.

## REPORT OF PRINCIPAL AND SCHOOL IMPROVEMENT COUNCIL

The Ford Elementary community is comprised of students and staff who display the attributes of being "Proud, Productive, Respectful and Responsible" citizens. Our teachers also incorporate these attributes into daily instruction. At Ford, we believe that "every child can learn." Our vision is to be a school of excellence through engaging and appropriately challenging educational practices for all learners. We also believe that family and community involvement are vital to a child's total education. We have formed several community partnerships with businesses and church groups. These partnerships help to support our summer program by providing funds and volunteers. Ford is a Title I school with a large portion of the population being English language learners. We are a diverse community that comes together to form one team. We proudly celebrate our historical roots and our cultural differences. We are proud to be Ford Eagles.

Dianne Simmons, Principal  
Kris Krystiniak, SIC Chairperson

Comprehensive detail, including definitions of ratings, performance criteria, and explanations of status, is available on [www.ed.sc.gov](http://www.ed.sc.gov) and [www.eoc.sc.gov](http://www.eoc.sc.gov) as well as school and school district websites.

Printed versions are available from school districts upon request.

### Abbreviations Key

N/A Not Applicable N/AV Not Available N/C Not Collected N/R Not Reported I/S Insufficient Sample TBD To be determined  
NI Newly Identified CSI Continuing School Improvement CA Corrective Action RP Plan to Restructure R Restructure DELAY School Improvement Status HOLD School Improvement Status