



SC Annual School Report Card Summary

DISCOVERY CHARTER OF LANCASTER
Lancaster County
Grades: K-5 Enrollment: 107
Principal: Thomas H. McDuffie
Superintendent: Richard E. Moore
Board Chair: Robert Parker

PERFORMANCE

Comprehensive detail, including definitions of ratings, performance criteria, and explanations of status, is available on www.ed.sc.gov and www.eoc.sc.gov as well as school and school district websites. Printed versions are available from school districts upon request.

YEAR	ABSOLUTE RATING	GROWTH RATING	PALMETTO GOLD AND SILVER AWARD		AYP STATUS	NCLB IMPROVEMENT STATUS
			General Performance	Closing the Gap		
2011	Excellent	Excellent	TBD	TBD	Met	N/A
2010	Excellent	Excellent	Gold	N/A	Met	N/A
2009	Average	Good	Silver	N/A	Met	N/A

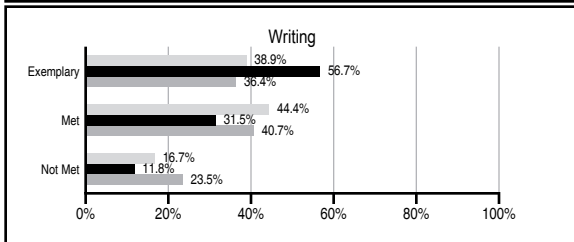
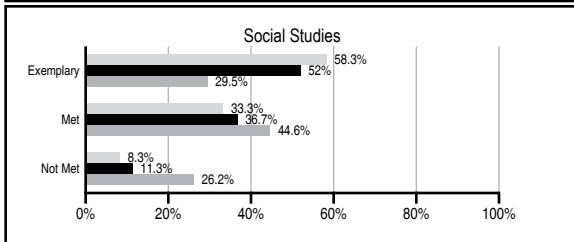
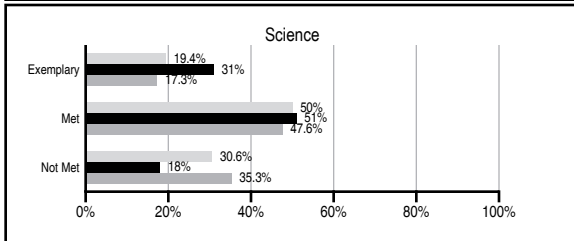
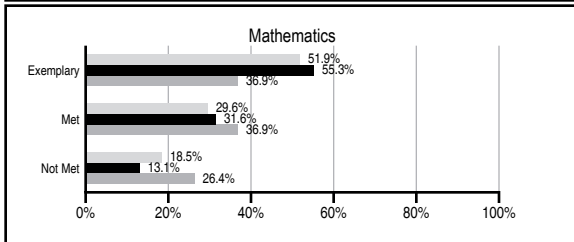
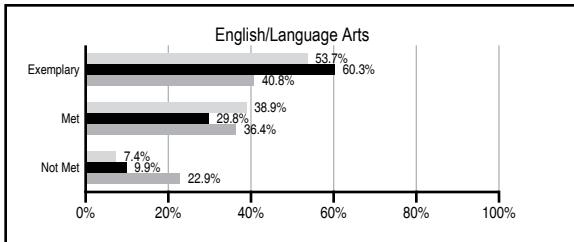
ABSOLUTE RATINGS OF ELEMENTARY SCHOOLS WITH STUDENTS LIKE OURS*

EXCELLENT	GOOD	AVERAGE	BELOW AVERAGE	AT-RISK
23	2	0	0	0

* Ratings are calculated with data available by 11/09/2011. Schools with Students Like Ours are Elementary Schools with Poverty Indices of no more than 5% above or below the index for this school.

PASS PERFORMANCE

Our School
 Elementary Schools with Students Like Ours
 Elementary schools statewide



NAEP PERFORMANCE*

* Performance reported for SC and nation, data not available at school level. Percentages at NAEP Achievement Levels.



SC PERFORMANCE VISION

By 2020 all students will graduate with the knowledge and skills necessary to compete successfully in the global economy, participate in a democratic society and contribute positively as members of families and communities.

Abbreviations Key

N/A Not Applicable N/AV Not Available N/C Not Collected N/R Not Reported I/S Insufficient Sample TBD To be determined

NI Newly Identified CSI Continuing School Improvement CA Corrective Action RP Plan to Restructure R Restructure DELAY School Improvement Status HOLD School Improvement Status

DISCOVERY CHARTER OF LANCASTER [Lancaster

SCHOOL PROFILE

	Our School	Change from Last Year	Elementary Schools with Students Like Ours	Median Elementary School
Students (n=107)				
Retention rate	0.0%	No Change	0.6%	1.1%
Attendance rate	97.0%	No Change	96.8%	96.2%
Served by gifted and talented program	31.5%	Up from 25.5%	31.0%	13.4%
With disabilities other than speech	3.0%	Down from 7.3%	3.0%	4.1%
Older than usual for grade	0.0%	No Change	0.2%	0.3%
Out-of-school suspensions or expulsions for violent and/or criminal offenses	0.0%	No Change	0.0%	0.0%
Teachers (n=10)				
Teachers with advanced degrees	40.0%	Up from 30.0%	63.6%	62.5%
Continuing contract teachers	70.0%	Up from 20.0%	90.6%	88.2%
Teachers returning from previous year	66.7%	Up from 63.0%	89.9%	87.8%
Teacher attendance rate	94.0%	Down from 95.8%	95.2%	95.2%
Average teacher salary*	\$41,283	Down 3.5%	\$48,638	\$46,773
Classes not taught by highly qualified teachers	16.7%	Up from 14.3%	0.0%	0.0%
Professional development days/teacher	13.5 days	Down from 14.6 days	11.6 days	10.5 days
School				
Principal's years at school	11.0	Up from 10.0	4.0	4.0
Student-teacher ratio in core subjects	18.0 to 1	No Change	21.3 to 1	19.9 to 1
Prime instructional time	88.9%	Down from 91.2%	91.1%	90.4%
Opportunities in the arts	Good	No Change	Good	Good
SACS accreditation	No	No Change	Yes	Yes
Parents attending conferences	100.0%	No Change	100.0%	100.0%
Character development program	Good	No Change	Excellent	Excellent
Dollars spent per pupil**	\$6,494	Down 9.0%	\$6,753	\$7,447
Percent of expenditures for instruction**	63.4%	Down from 63.9%	69.9%	68.4%
Percent of expenditures for teacher salaries**	61.5%	Up from 52.1%	68.7%	65.8%
% of AYP objectives met	100.0%	No Change	100.0%	90.5%

* Length of contract = 185+ days.

** Prior year audited financial data available.

EVALUATION RESULTS

	Teachers	Students*	Parents*
Number of surveys returned	10	18	16
Percent satisfied with learning environment	100.0%	94.4%	86.7%
Percent satisfied with social and physical environment	100.0%	100.0%	86.7%
Percent satisfied with school-home relations	100.0%	94.4%	93.3%

*Only students at the highest elementary school grade level at this school and their parents were included.

REPORT OF PRINCIPAL AND SCHOOL IMPROVEMENT COUNCIL

Discovery School is Lancaster County's only public charter school. We believe that all children can learn, but that children learn in a variety of ways. To capitalize on the unique learning profiles of our students, we employ a Multiple Intelligences approach to teaching and learning. Units of instruction are carefully designed to incorporate the fine arts as well as the traditional academic content. In addition, Discovery School blends the SC content standards with the rigorous Core Knowledge sequence standards. This maximizes the opportunity for each child to be challenged, while learning content that is of high interest.

Character development is a vital component of the student's education as reflected in the weekly schedule. During the past year our students raised well over \$2,000 to support a variety of charities including: St. Jude's Children's Hospital, Pennies for Patients for leukemia research, Red Cross, and Relay for Life. Our students also used the Giraffe Heroes Project materials as they learned that real heroes are the ones unafraid to "stick their necks out" for others.

We pursue many innovative programs such as problem-based learning, Thinking Maps, concept-focused curriculum, foreign-language instruction, a teacher internship program with Nihon University in Japan, Everyday Math, and Core Knowledge curriculum. Technology is integrated into the curriculum and used to support the daily operations of the school. Students are motivated to read through our Reading Counts program and our technology-based summer reading program.

Community interaction is vital to the success of Discovery School students. Our business partners last year included: Sonic, Pizza Inn, Arrowpointe Federal Credit Union, La Chalupa, Microsoft, Rapid Signs, Fastenal, the UPS Store, Founders Federal Credit Union, etc. Students at all grade levels took part in the Junior Achievement Program. Over 3,000 volunteer hours have been contributed to the school this year through our Parents as Partners program.

In 2011, Discovery School received its seventh Palmetto Gold / Silver Award for Academic Excellence. Our school also met all components of the federal AYP requirements.

Tom McDuffie & Lori Yarborough, Leadership Team
Lou Prete & Betsy Gardner, SIC Co-Chairs

Comprehensive detail, including definitions of ratings, performance criteria, and explanations of status, is available on www.ed.sc.gov and www.eoc.sc.gov as well as school and school district websites.

Printed versions are available from school districts upon request.

Abbreviations Key

N/A Not Applicable N/AV Not Available N/C Not Collected N/R Not Reported I/S Insufficient Sample TBD To be determined
NI Newly Identified CSI Continuing School Improvement CA Corrective Action RP Plan to Restructure R Restructure DELAY School Improvement Status HOLD School Improvement Status