



# SC Annual School Report Card Summary

**MCDONALD GREEN ELEMENTARY**  
**Lancaster County**  
**Grades: K-5** Enrollment: 489  
**Principal: Latrice "Michelle" Crosby**  
**Superintendent: Richard E. Moore**  
**Board Chair: Robert Parker**

## PERFORMANCE

Comprehensive detail, including definitions of ratings, performance criteria, and explanations of status, is available on [www.ed.sc.gov](http://www.ed.sc.gov) and [www.eoc.sc.gov](http://www.eoc.sc.gov) as well as school and school district websites. Printed versions are available from school districts upon request.

YEAR	ABSOLUTE RATING	GROWTH RATING	PALMETTO GOLD AND SILVER AWARD		AYP STATUS	NCLB IMPROVEMENT STATUS
			General Performance	Closing the Gap		
2011	Excellent	Good	TBD	TBD	Met	N/A
2010	Good	Good	Silver	Silver	Met	N/A
2009	Excellent	Average	Gold	Silver	Met	N/A

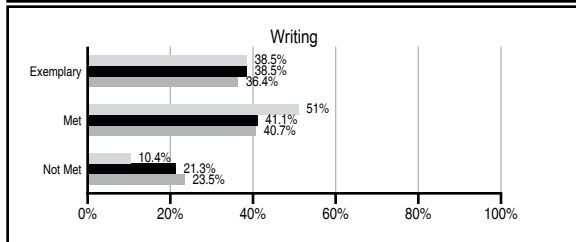
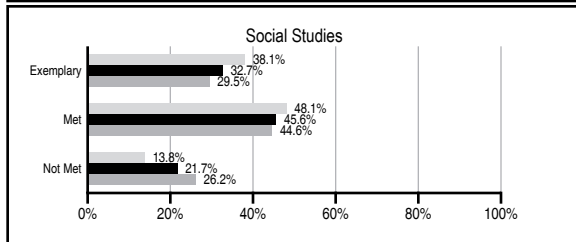
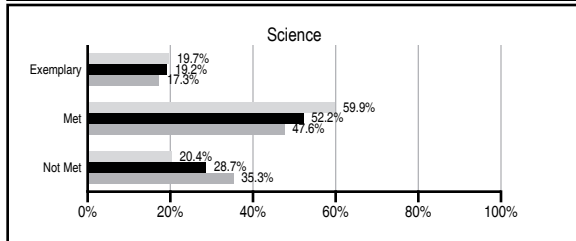
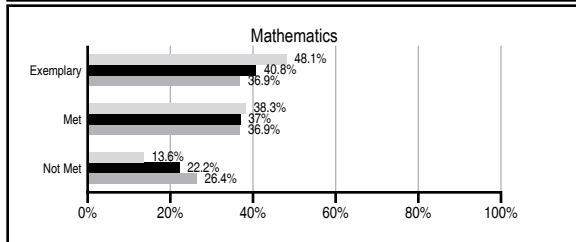
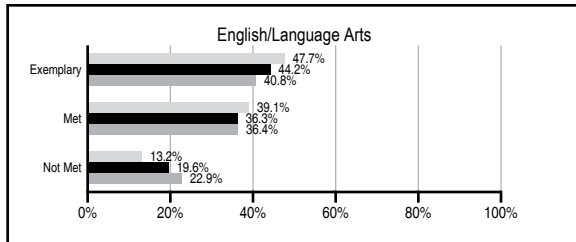
## ABSOLUTE RATINGS OF ELEMENTARY SCHOOLS WITH STUDENTS LIKE OURS\*

EXCELLENT	GOOD	AVERAGE	BELOW AVERAGE	AT-RISK
26	42	40	0	0

\* Ratings are calculated with data available by 11/09/2011. Schools with Students Like Ours are Elementary Schools with Poverty Indices of no more than 5% above or below the index for this school.

## PASS PERFORMANCE

Our School
  Elementary Schools with Students Like Ours
  Elementary schools statewide



## NAEP PERFORMANCE\*

\* Performance reported for SC and nation, data not available at school level. Percentages at NAEP Achievement Levels.



## SC PERFORMANCE VISION

*By 2020 all students will graduate with the knowledge and skills necessary to compete successfully in the global economy, participate in a democratic society and contribute positively as members of families and communities.*

### Abbreviations Key

N/A Not Applicable N/AV Not Available N/C Not Collected N/R Not Reported I/S Insufficient Sample TBD To be determined

NI Newly Identified CSI Continuing School Improvement CA Corrective Action RP Plan to Restructure R Restructure DELAY School Improvement Status HOLD School Improvement Status

# MCDONALD GREEN ELEMENTARY [Lancaster County]

## SCHOOL PROFILE

	Our School	Change from Last Year	Elementary Schools with Students Like Ours	Median Elementary School
<b>Students (n=489)</b>				
Retention rate	1.2%	Down from 1.7%	1.1%	1.1%
Attendance rate	96.2%	Up from 96.0%	96.1%	96.2%
Served by gifted and talented program	17.5%	Up from 11.3%	15.9%	13.4%
With disabilities other than speech	2.7%	Down from 5.0%	4.5%	4.1%
Older than usual for grade	0.2%	Down from 0.5%	0.2%	0.3%
Out-of-school suspensions or expulsions for violent and/or criminal offenses	0.2%	Up from 0.0%	0.0%	0.0%
<b>Teachers (n=28)</b>				
Teachers with advanced degrees	64.3%	Down from 70.0%	60.8%	62.5%
Continuing contract teachers	89.3%	Up from 83.3%	90.3%	88.2%
Teachers returning from previous year	94.3%	Up from 94.1%	88.4%	87.8%
Teacher attendance rate	94.3%	Down from 95.1%	95.2%	95.2%
Average teacher salary*	\$48,817	Down 3.8%	\$46,522	\$46,773
Classes not taught by highly qualified teachers	0.0%	No Change	0.0%	0.0%
Professional development days/teacher	13.0 days	Down from 14.0 days	10.5 days	10.5 days
<b>School</b>				
Principal's years at school	5.0	Up from 4.0	5.0	4.0
Student-teacher ratio in core subjects	25.1 to 1	Up from 20.6 to 1	20.5 to 1	19.9 to 1
Prime instructional time	89.2%	Down from 89.7%	90.4%	90.4%
Opportunities in the arts	Good	No Change	Good	Good
SACS accreditation	Yes	No Change	Yes	Yes
Parents attending conferences	100.0%	No Change	100.0%	100.0%
Character development program	Excellent	No Change	Excellent	Excellent
Dollars spent per pupil**	\$6,787	Up 0.9%	\$6,887	\$7,447
Percent of expenditures for instruction**	72.7%	Up from 69.4%	68.4%	68.4%
Percent of expenditures for teacher salaries**	69.3%	Up from 62.7%	65.8%	65.8%
% of AYP objectives met	100.0%	No Change	94.1%	90.5%

\* Length of contract = 185+ days.

\*\* Prior year audited financial data available.

## EVALUATION RESULTS

	Teachers	Students*	Parents*
Number of surveys returned	20	88	54
Percent satisfied with learning environment	100.0%	97.7%	98.1%
Percent satisfied with social and physical environment	94.7%	100.0%	94.4%
Percent satisfied with school-home relations	100.0%	98.9%	96.2%

\*Only students at the highest elementary school grade level at this school and their parents were included.

## REPORT OF PRINCIPAL AND SCHOOL IMPROVEMENT COUNCIL

McDonald Green Elementary's 2010-2011 school year was very rewarding and we continued to be "High Flying Dragonflies." The school's successes and productivity can be contributed to our devoted students, parents, faculty and staff. We're also grateful of our PTO, School Improvement Council, and business partners for their support to our school family.

Because of dedicated teachers, McDonald Green Elementary continues to make vast improvements on local and state assessments. The school's 2010 Report Card Absolute Rating was "Good" and the Growth Rating increased from "Average" to "Good". As a result of our school's report card ratings, McDonald Green Elementary received the SC State Department's Palmetto Silver Award and the Palmetto Silver Award for "Closing the Achievement Gap." The students did a great job and made gains throughout all subject areas. We contribute our successes to our entire staff collaborating during professional learning team meetings. The meetings have empowered our teachers to differentiate instruction and encourage students to continue to strive for academic excellence.

At McDonald Green, we understand the importance of technology in the classroom. We have Smart Boards in all classrooms to enhance learning. Teachers also have access to Smart Document Cameras to better assist the students. In addition, we have a computer lab that provides our students with the opportunities to use computer based programs such as Study Island as well as other computer based programs to strengthen our instructional programs.

By using the technology, and research based instructional strategies, McDonald Green Elementary has allowed the students to be actively engaged in their learning. McDonald Green Elementary continues to use fiction and nonfiction literature pieces, the Arts through differentiated instruction, and in-school field trips such as gem mining, animal dissection and the Living Museum to increase the school's core curriculum. McDonald Green Elementary was also recognized as an Arts and Basic Curriculum School Site (ABC).

McDonald Green Elementary's faculty and students worked diligently to have academic improvement. The school continues to represent an atmosphere that's conducive to learning and offers each child the opportunity for a well rounded elementary educational experience.

Michelle Crosby, Principal  
LaDonna Smith, SIC Chair

Comprehensive detail, including definitions of ratings, performance criteria, and explanations of status, is available on [www.ed.sc.gov](http://www.ed.sc.gov) and [www.eoc.sc.gov](http://www.eoc.sc.gov) as well as school and school district websites.

Printed versions are available from school districts upon request.

### Abbreviations Key

N/A Not Applicable N/AV Not Available N/C Not Collected N/R Not Reported I/S Insufficient Sample TBD To be determined  
NI Newly Identified CSI Continuing School Improvement CA Corrective Action RP Plan to Restructure R Restructure DELAY School Improvement Status HOLD School Improvement Status