

SC Annual School Report Card Summary

KERSHAW ELEMENTARY
Lancaster County

Grades: PK-5

Enrollment: 485

Principal: Dr. Annette G. Melton

Superintendent: Richard E. Moore

Board Chair: Robert Parker

PERFORMANCE

Comprehensive detail, including definitions of ratings, performance criteria, and explanations of status, is available on www.ed.sc.gov and www.eoc.sc.gov as well as school and school district websites. Printed versions are available from school districts upon request.

YEAR	ABSOLUTE RATING	GROWTH RATING	PALMETTO GOLD AND SILVER AWARD		AYP STATUS	NCLB IMPROVEMENT STATUS
			General Performance	Closing the Gap		
2011	Average	Average	TBD	TBD	Not Met	N/A
2010	Average	Average	N/A	N/A	Met	N/A
2009	Average	Average	N/A	N/A	Met	RP-DELAY

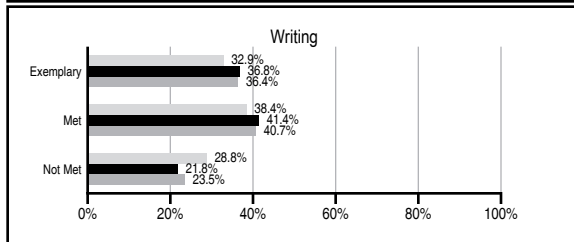
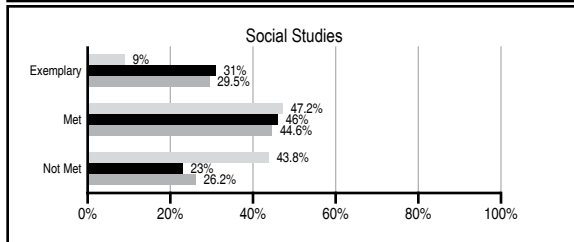
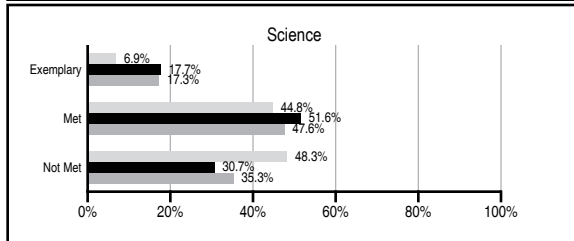
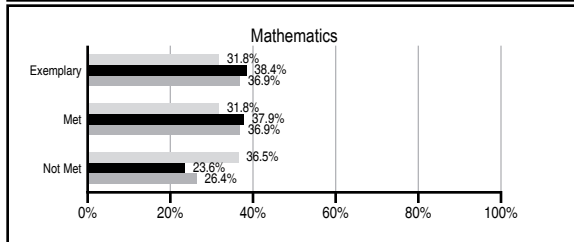
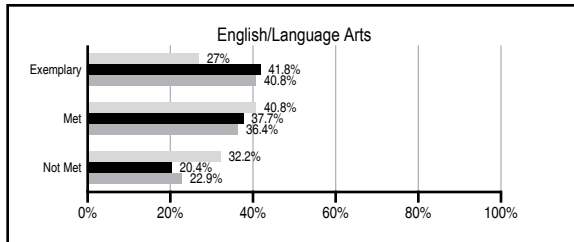
ABSOLUTE RATINGS OF ELEMENTARY SCHOOLS WITH STUDENTS LIKE OURS*

EXCELLENT	GOOD	AVERAGE	BELOW AVERAGE	AT-RISK
22	35	54	1	0

* Ratings are calculated with data available by 11/09/2011. Schools with Students Like Ours are Elementary Schools with Poverty Indices of no more than 5% above or below the index for this school.



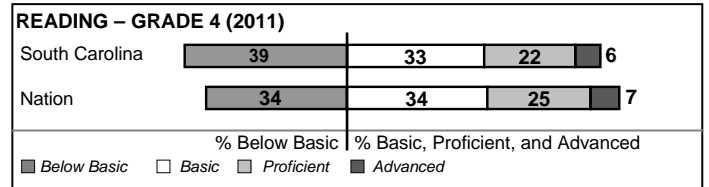
PASS PERFORMANCE

Our School
 Elementary Schools with Students Like Ours
 Elementary schools statewide



NAEP PERFORMANCE*

* Performance reported for SC and nation, data not available at school level. Percentages at NAEP Achievement Levels.



SC PERFORMANCE VISION

By 2020 all students will graduate with the knowledge and skills necessary to compete successfully in the global economy, participate in a democratic society and contribute positively as members of families and communities.

Abbreviations Key

N/A Not Applicable N/AV Not Available N/C Not Collected N/R Not Reported I/S Insufficient Sample TBD To be determined

NI Newly Identified CSI Continuing School Improvement CA Corrective Action RP Plan to Restructure R Restructure DELAY School Improvement Status HOLD School Improvement Status

KERSHAW ELEMENTARY [Lancaster County]

SCHOOL PROFILE

	Our School	Change from Last Year	Elementary Schools with Students Like Ours	Median Elementary School
Students (n=485)				
Retention rate	1.5%	Down from 1.7%	1.2%	1.1%
Attendance rate	96.2%	Up from 95.6%	96.1%	96.2%
Served by gifted and talented program	8.6%	Up from 4.7%	14.3%	13.4%
With disabilities other than speech	6.0%	Down from 10.0%	5.1%	4.1%
Older than usual for grade	0.0%	No Change	0.3%	0.3%
Out-of-school suspensions or expulsions for violent and/or criminal offenses	0.0%	No Change	0.0%	0.0%
Teachers (n=28)				
Teachers with advanced degrees	71.4%	Up from 67.7%	60.6%	62.5%
Continuing contract teachers	96.4%	Up from 87.1%	90.0%	88.2%
Teachers returning from previous year	87.9%	Down from 89.1%	88.4%	87.8%
Teacher attendance rate	94.9%	Down from 95.1%	95.2%	95.2%
Average teacher salary*	\$49,063	Down 2.9%	\$46,460	\$46,773
Classes not taught by highly qualified teachers	0.0%	No Change	0.0%	0.0%
Professional development days/teacher	11.1 days	Down from 17.1 days	10.5 days	10.5 days
School				
Principal's years at school	1.0	Down from 9.0	4.5	4.0
Student-teacher ratio in core subjects	20.7 to 1	Up from 19.0 to 1	20.1 to 1	19.9 to 1
Prime instructional time	88.6%	Down from 89.3%	90.3%	90.4%
Opportunities in the arts	Good	No Change	Good	Good
SACS accreditation	Yes	No Change	Yes	Yes
Parents attending conferences	97.7%	Down from 99.4%	100.0%	100.0%
Character development program	Excellent	No Change	Excellent	Excellent
Dollars spent per pupil**	\$7,094	Up 5.2%	\$7,094	\$7,447
Percent of expenditures for instruction**	71.9%	Up from 70.5%	68.4%	68.4%
Percent of expenditures for teacher salaries**	67.8%	Up from 66.9%	65.6%	65.8%
% of AYP objectives met	76.5%	Down from 100.0%	93.5%	90.5%

* Length of contract = 185+ days.

** Prior year audited financial data available.

EVALUATION RESULTS

	Teachers	Students*	Parents*
Number of surveys returned	29	71	33
Percent satisfied with learning environment	100.0%	84.5%	93.9%
Percent satisfied with social and physical environment	96.6%	83.1%	90.9%
Percent satisfied with school-home relations	93.1%	84.3%	84.8%

*Only students at the highest elementary school grade level at this school and their parents were included.

REPORT OF PRINCIPAL AND SCHOOL IMPROVEMENT COUNCIL

During the 2010-2011 year, Kershaw Elementary focused on the Professional Teaching and Learning Cycle (PTLC) to enhance collaboration and student achievement, increasing the effectiveness of communication with our families, celebrating student successes, and implementing a school-wide theme "Sailing to Success."

Through the PTLC process, teachers met weekly to analyze data, plan, review student work, study the state standards and share resources. This process strengthened the instructional program by targeting areas in need of improvement. Dominic testing for students in kindergarten through second grade increased the use of leveled readers. Multiplication Bees for grades three through five emphasized the importance of learning basic math facts as the foundation for complex math problems. Integrating content standards through school-wide activities also played an important role in student engagement. In October, each class used pumpkins to develop science, social studies, math and language arts activities. The culminating event resulted in each class designing and displaying their pumpkin as a storybook character. Standards were posted with student work displayed in the hallways throughout the year. On-site professional development included how to use leveled readers, Thinking Maps, vertical team planning and meeting students' needs through Response to Intervention. Staff members attended workshops and conferences focused on teaching writing.

Family involvement plays an important role in the success of our students. To better communicate with families, folders that included a weekly classroom newsletter and student work were sent home each Thursday with every child. Family Nights for several grade levels were held at the local library. This off-campus setting strengthened our community relationships. Summer activity kits, including a free book for each student, provided fun and engaging projects to reinforce and strengthen skills learned during the year.

Student successes were celebrated throughout the year. In the fall, students who scored "Met" and/or "Exemplary" were treated to special field trips. Recognitions for good behavior were made daily, the Honor Roll was posted each six weeks and during the month of February, Acts of Random Kindness (ARK) were encouraged. Students were acknowledged each month in the school-wide newsletter for awards and recognitions.

Our theme, "Sailing to Success," provided a framework for bulletin boards, student work and school-wide activities. We are proud of the hard work of our students and staff and greatly appreciate the support of our families and community. Together, we will continue to sail to success in 2011-2012.

Brandee Young, SIC Chair
Annette Melton, Principal

Comprehensive detail, including definitions of ratings, performance criteria, and explanations of status, is available on www.ed.sc.gov and www.eoc.sc.gov as well as school and school district websites.

Printed versions are available from school districts upon request.

Abbreviations Key

N/A Not Applicable N/AV Not Available N/C Not Collected N/R Not Reported I/S Insufficient Sample TBD To be determined

NI Newly Identified CSI Continuing School Improvement CA Corrective Action RP Plan to Restructure R Restructure DELAY School Improvement Status HOLD School Improvement Status