

# SC Annual School Report Card Summary

**HEATH SPRINGS ELEMENTARY**  
**Lancaster County**  
**Grades: PK-5** Enrollment: 413  
**Principal: Sheri M. Watson**  
**Superintendent: Richard E. Moore**  
**Board Chair: Robert Parker**

## PERFORMANCE

Comprehensive detail, including definitions of ratings, performance criteria, and explanations of status, is available on [www.ed.sc.gov](http://www.ed.sc.gov) and [www.eoc.sc.gov](http://www.eoc.sc.gov) as well as school and school district websites. Printed versions are available from school districts upon request.

YEAR	ABSOLUTE RATING	GROWTH RATING	PALMETTO GOLD AND SILVER AWARD		AYP STATUS	NCLB IMPROVEMENT STATUS
			General Performance	Closing the Gap		
2011	Average	Good	TBD	TBD	Met	N/A
2010	Average	Average	N/A	N/A	Met	N/A
2009	Average	Average	N/A	N/A	Met	N/A

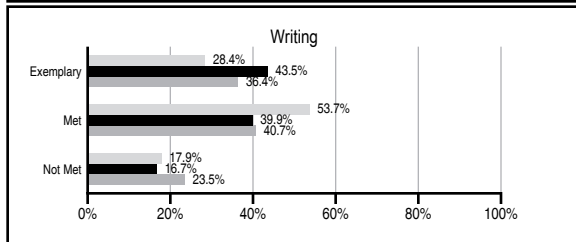
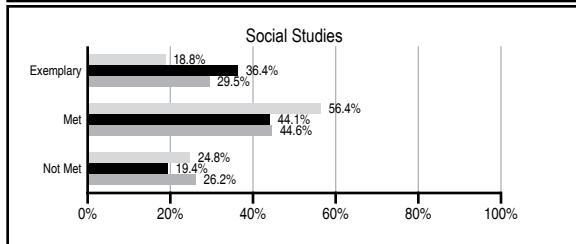
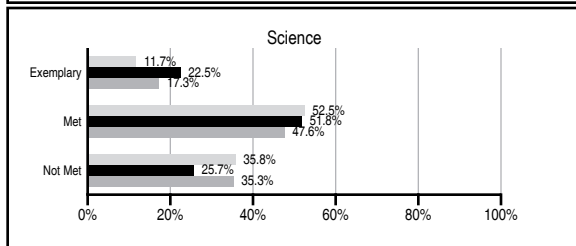
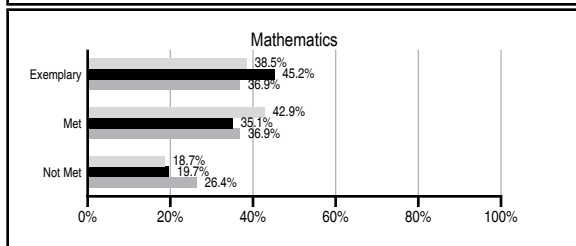
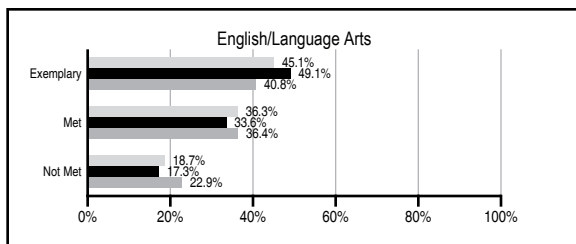
## ABSOLUTE RATINGS OF ELEMENTARY SCHOOLS WITH STUDENTS LIKE OURS\*

EXCELLENT	GOOD	AVERAGE	BELOW AVERAGE	AT-RISK
32	46	15	0	0

\* Ratings are calculated with data available by 11/09/2011. Schools with Students Like Ours are Elementary Schools with Poverty Indices of no more than 5% above or below the index for this school.

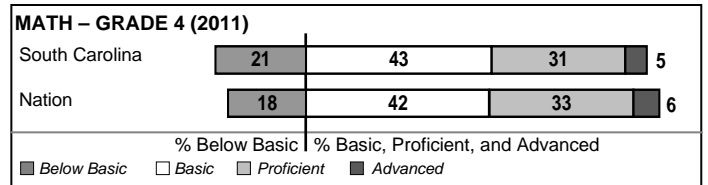
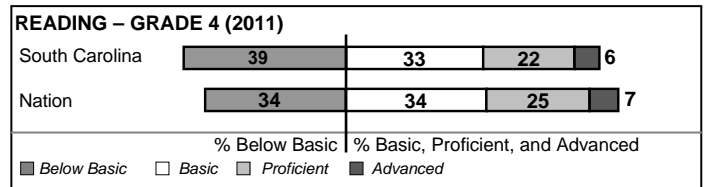
## PASS PERFORMANCE

Our School
  Elementary Schools with Students Like Ours
  Elementary schools statewide



## NAEP PERFORMANCE\*

\* Performance reported for SC and nation, data not available at school level. Percentages at NAEP Achievement Levels.



## SC PERFORMANCE VISION

*By 2020 all students will graduate with the knowledge and skills necessary to compete successfully in the global economy, participate in a democratic society and contribute positively as members of families and communities.*

### Abbreviations Key

N/A Not Applicable N/AV Not Available N/C Not Collected N/R Not Reported I/S Insufficient Sample TBD To be determined

NI Newly Identified CSI Continuing School Improvement CA Corrective Action RP Plan to Restructure R Restructure DELAY School Improvement Status HOLD School Improvement Status

# HEATH SPRINGS ELEMENTARY [Lancaster County]

## SCHOOL PROFILE

	Our School	Change from Last Year	Elementary Schools with Students Like Ours	Median Elementary School
<b>Students (n=413)</b>				
Retention rate	0.3%	Up from 0.0%	0.8%	1.1%
Attendance rate	96.3%	Down from 96.4%	96.2%	96.2%
Served by gifted and talented program	17.5%	Up from 7.3%	19.6%	13.4%
With disabilities other than speech	4.8%	Down from 7.0%	3.7%	4.1%
Older than usual for grade	0.0%	Down from 0.6%	0.2%	0.3%
Out-of-school suspensions or expulsions for violent and/or criminal offenses	0.0%	No Change	0.0%	0.0%
<b>Teachers (n=26)</b>				
Teachers with advanced degrees	84.6%	Down from 85.2%	64.7%	62.5%
Continuing contract teachers	92.3%	Down from 92.6%	91.3%	88.2%
Teachers returning from previous year	89.9%	Up from 89.4%	89.6%	87.8%
Teacher attendance rate	94.1%	Down from 94.5%	95.3%	95.2%
Average teacher salary*	\$50,624	Down 0.6%	\$47,826	\$46,773
Classes not taught by highly qualified teachers	0.0%	No Change	0.0%	0.0%
Professional development days/teacher	5.3 days	Down from 17.1 days	10.9 days	10.5 days
<b>School</b>				
Principal's years at school	12.0	Up from 11.0	5.0	4.0
Student-teacher ratio in core subjects	21.6 to 1	Down from 23.2 to 1	20.8 to 1	19.9 to 1
Prime instructional time	89.1%	Up from 88.0%	90.4%	90.4%
Opportunities in the arts	Good	No Change	Good	Good
SACS accreditation	Yes	No Change	Yes	Yes
Parents attending conferences	99.6%	Down from 100.0%	100.0%	100.0%
Character development program	Average	Down from Good	Excellent	Excellent
Dollars spent per pupil**	\$7,747	Up 1.3%	\$7,021	\$7,447
Percent of expenditures for instruction**	71.1%	Down from 71.4%	68.8%	68.4%
Percent of expenditures for teacher salaries**	66.6%	Up from 62.7%	66.6%	65.8%
% of AYP objectives met	100.0%	No Change	95.0%	90.5%

\* Length of contract = 185+ days.

\*\* Prior year audited financial data available.

## EVALUATION RESULTS

	Teachers	Students*	Parents*
Number of surveys returned	26	65	43
Percent satisfied with learning environment	100.0%	93.8%	85.7%
Percent satisfied with social and physical environment	96.0%	73.8%	88.4%
Percent satisfied with school-home relations	100.0%	87.7%	88.1%

\*Only students at the highest elementary school grade level at this school and their parents were included.

## REPORT OF PRINCIPAL AND SCHOOL IMPROVEMENT COUNCIL

We had another great year at Heath Springs Elementary School. Heath Springs Elementary School, along with involved families and a supportive district administration, is able to offer learning experiences that prepare our children to be unique, independent and responsible citizens. The state standards serve as a guide as we make plans to meet the individual needs of every child.

As we move through the halls of our school, we see evidence of the pride our children, faculty and families take in their school. The Sandlapper Garden, a student-created ecosystem is visible from most classrooms. The calming effects of classical music played throughout the day contribute to the success the students have in writing, artwork, and musical compositions. Individual and group projects display evidence of the accomplishments our students have achieved. Our School Improvement Council worked with our faculty to provide clubs on designated Friday afternoons. These clubs allowed the faculty and parents to provide arts, games, and special interest opportunities to our children. We are excited to be named an ABC (Arts is Basic to Curriculum) site this year. Our PTO sponsors Family Activity Nights, a community rodeo, and academic programs not covered by our school's budget.

This year has been a year of celebrations for us. Faculty, parents and students worked to earn the recognition of being an Exemplary Writing School. We also were one of 14 in the nation to be issued a banner by the American Reading Company for having over 90 percent of our students reading 800 or more steps. Each step represents 15 minutes of silent sustained reading. Parental involvement was a key piece in these successes. Families of students in K-5 were asked to provide 30 hours of service to the school through various opportunities. We are excited about the number of family-service hours that were recorded. Our family volunteers accumulated 7,844 hours this year.

Our children continue to show terrific work on Map, Dominic and Test for Higher Standards. These assessments, as well as observation and anecdotal records are used to guide our planning as we provide services for students needing intervention as well as those on or above grade level. Response to intervention drives our instructional practices. Intervention is provided through a resource teacher, Reading Recovery teachers and Title I Interventionists. SRA Corrective Reading was used in grade 3 for students who would benefit. Social studies standards are integrated in our 2 hour language arts block. Professional Learning Teams, The Leadership Team, Student Intervention Team and Student Assistance teams meet each month to plan for the success of our students. Reading resources are plentiful for teachers, students and parents. Our knowledge of independent reading has been enlightened through the implementation of 100 Book Challenge.

We pride ourselves on being family-friendly and welcoming to students, parents and the community. Our "Community of Learners" continues to celebrate success in many ways. Sheri Watson, Principal  
Kerri Baker, School Improvement Council Chairperson

Comprehensive detail, including definitions of ratings, performance criteria, and explanations of status, is available on [www.ed.sc.gov](http://www.ed.sc.gov) and [www.eoc.sc.gov](http://www.eoc.sc.gov) as well as school and school district websites.

Printed versions are available from school districts upon request.

### Abbreviations Key

N/A Not Applicable N/AV Not Available N/C Not Collected N/R Not Reported I/S Insufficient Sample TBD To be determined

NI Newly Identified CSI Continuing School Improvement CA Corrective Action RP Plan to Restructure R Restructure DELAY School Improvement Status HOLD School Improvement Status