



SC Annual School Report Card Summary

ERWIN ELEMENTARY
Lancaster County
Grades: PK-5 Enrollment: 470
Principal: Jane B. Gaston
Superintendent: Richard E. Moore
Board Chair: Robert Parker

PERFORMANCE

Comprehensive detail, including definitions of ratings, performance criteria, and explanations of status, is available on www.ed.sc.gov and www.eoc.sc.gov as well as school and school district websites. Printed versions are available from school districts upon request.

YEAR	ABSOLUTE RATING	GROWTH RATING	PALMETTO GOLD AND SILVER AWARD		AYP STATUS	NCLB IMPROVEMENT STATUS
			General Performance	Closing the Gap		
2011	Average	Average	TBD	TBD	Met	N/A
2010	Average	Average	N/A	N/A	Met	N/A
2009	Average	Average	N/A	N/A	Met	N/A

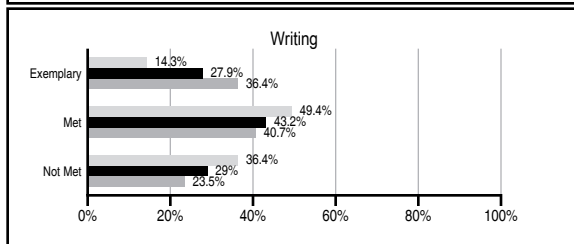
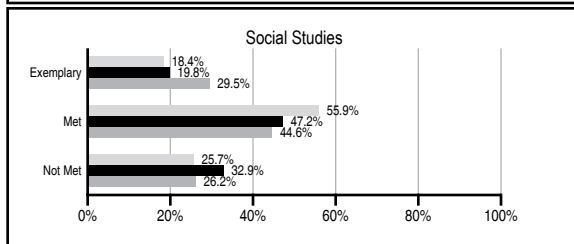
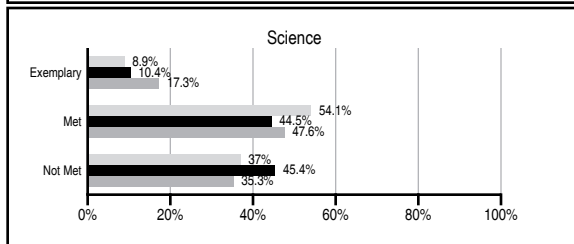
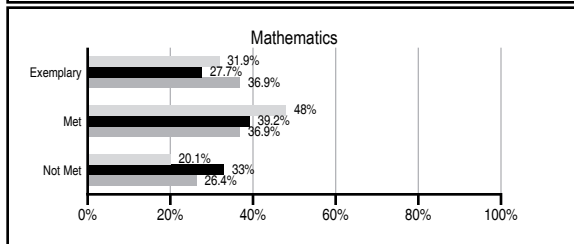
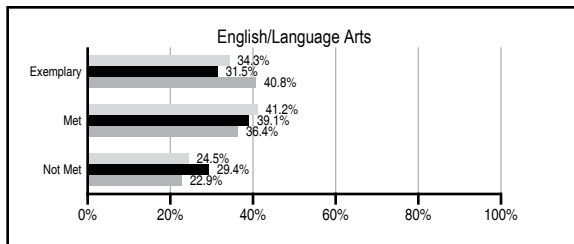
ABSOLUTE RATINGS OF ELEMENTARY SCHOOLS WITH STUDENTS LIKE OURS*

EXCELLENT	GOOD	AVERAGE	BELOW AVERAGE	AT-RISK
5	11	97	24	5

* Ratings are calculated with data available by 11/09/2011. Schools with Students Like Ours are Elementary Schools with Poverty Indices of no more than 5% above or below the index for this school.

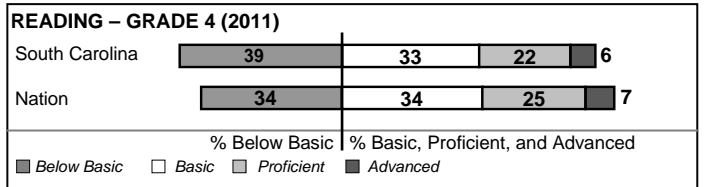
PASS PERFORMANCE

Our School
 Elementary Schools with Students Like Ours
 Elementary schools statewide



NAEP PERFORMANCE*

* Performance reported for SC and nation, data not available at school level. Percentages at NAEP Achievement Levels.



SC PERFORMANCE VISION

By 2020 all students will graduate with the knowledge and skills necessary to compete successfully in the global economy, participate in a democratic society and contribute positively as members of families and communities.

Abbreviations Key

N/A Not Applicable N/AV Not Available N/C Not Collected N/R Not Reported I/S Insufficient Sample TBD To be determined

NI Newly Identified CSI Continuing School Improvement CA Corrective Action RP Plan to Restructure R Restructure DELAY School Improvement Status HOLD School Improvement Status

ERWIN ELEMENTARY [Lancaster County]

SCHOOL PROFILE

	Our School	Change from Last Year	Elementary Schools with Students Like Ours	Median Elementary School
Students (n=470)				
Retention rate	1.3%	Down from 1.4%	1.4%	1.1%
Attendance rate	95.8%	No Change	95.9%	96.2%
Served by gifted and talented program	2.6%	Up from 2.4%	8.6%	13.4%
With disabilities other than speech	1.9%	Down from 6.9%	4.5%	4.1%
Older than usual for grade	0.0%	No Change	0.5%	0.3%
Out-of-school suspensions or expulsions for violent and/or criminal offenses	0.0%	No Change	0.0%	0.0%
Teachers (n=27)				
Teachers with advanced degrees	59.3%	Up from 51.7%	60.8%	62.5%
Continuing contract teachers	85.2%	Up from 69.0%	85.7%	88.2%
Teachers returning from previous year	89.2%	Down from 95.4%	86.3%	87.8%
Teacher attendance rate	92.6%	Down from 94.6%	95.1%	95.2%
Average teacher salary*	\$46,658	Down 3.5%	\$45,765	\$46,773
Classes not taught by highly qualified teachers	0.0%	No Change	0.0%	0.0%
Professional development days/teacher	13.0 days	Down from 13.4 days	10.1 days	10.5 days
School				
Principal's years at school	14.0	Up from 12.0	4.0	4.0
Student-teacher ratio in core subjects	23.8 to 1	Up from 22.3 to 1	18.4 to 1	19.9 to 1
Prime instructional time	87.5%	Down from 89.5%	90.0%	90.4%
Opportunities in the arts	Good	No Change	Good	Good
SACS accreditation	Yes	No Change	Yes	Yes
Parents attending conferences	99.8%	Down from 100.0%	100.0%	100.0%
Character development program	Excellent	No Change	Excellent	Excellent
Dollars spent per pupil**	\$7,476	Down 5.0%	\$7,780	\$7,447
Percent of expenditures for instruction**	72.7%	Down from 74.3%	68.1%	68.4%
Percent of expenditures for teacher salaries**	69.5%	Up from 68.4%	64.9%	65.8%
% of AYP objectives met	100.0%	No Change	85.7%	90.5%

* Length of contract = 185+ days.

** Prior year audited financial data available.

EVALUATION RESULTS

	Teachers	Students*	Parents*
Number of surveys returned	28	71	47
Percent satisfied with learning environment	100.0%	97.2%	95.6%
Percent satisfied with social and physical environment	100.0%	95.7%	95.7%
Percent satisfied with school-home relations	100.0%	95.8%	80.0%

*Only students at the highest elementary school grade level at this school and their parents were included.

REPORT OF PRINCIPAL AND SCHOOL IMPROVEMENT COUNCIL

“Live to love, love to learn, and live to love learning” sets the stage for our attitude and atmosphere at Erwin Elementary and serves as our mission statement. We believe that happy students who are engaged in standards based activities are likely to succeed. Our positive environment promotes challenging academic standards and outstanding school citizenship. Visitors are able to observe students actively participating in research based learning and using laptops, SmartBoards and computer labs to further their knowledge.

Numerous programs are available to students to provide creative outlets and to promote positive character development. Students may be involved in activities such as Relay for Life events, Drama Club, Girls on the Run, Book Writing Club, Kindergarten/Grade 1 Chorus, Elementary Chorus, Study Buddies, A.C.E. Club, Student Council, Junior Achievement, Choral Festival, and Reading Counts.

PASS scores show continuous gains, and we met AYP. Our focus continues to be to provide opportunities for academic improvement by engaging students in learning before, during, and after school. Some activities offered before or after school include the following: PASS Review Session, Study Island, KidBiz, fitness programs, and computer classes. By offering additional programs, we are able to expand instruction of curriculum standards and offer assistance to students who need additional help while offering more challenging activities to others.

Our faculty and our staff are focused on becoming stronger and they take advantage of professional development opportunities. All teachers participated in KidBiz, Tests for Higher Standards, and other training sessions and workshops to improve the implementation of technology in the classroom. All teachers wrote and submitted a grant and many were funded. We strive to provide an education that encourages individual differences and allows students to just be children while providing a quality education.

Supportive parents, spirited students, and enthusiastic staff make our atmosphere one of playfulness and friendliness. Our welcome mat sums up our beliefs and supports our mission statement as it reads, “Little People, Big Dreams, and Bright Futures at Erwin Elementary.”

Jane B. Gaston, Principal
Virginia Faulkner, Chairperson of School Improvement Council

Comprehensive detail, including definitions of ratings, performance criteria, and explanations of status, is available on www.ed.sc.gov and www.eoc.sc.gov as well as school and school district websites.

Printed versions are available from school districts upon request.

Abbreviations Key

N/A Not Applicable N/AV Not Available N/C Not Collected N/R Not Reported I/S Insufficient Sample TBD To be determined
NI Newly Identified CSI Continuing School Improvement CA Corrective Action RP Plan to Restructure R Restructure DELAY School Improvement Status HOLD School Improvement Status