



# SC Annual School Report Card Summary

**CLINTON ELEMENTARY**  
**Lancaster County**  
**Grades: PK-5**  
**Principal: Rachel Ray**  
**Superintendent: Richard E. Moore**  
**Board Chair: Robert Parker**

**Enrollment: 392**

## PERFORMANCE

Comprehensive detail, including definitions of ratings, performance criteria, and explanations of status, is available on [www.ed.sc.gov](http://www.ed.sc.gov) and [www.eoc.sc.gov](http://www.eoc.sc.gov) as well as school and school district websites. Printed versions are available from school districts upon request.

YEAR	ABSOLUTE RATING	GROWTH RATING	PALMETTO GOLD AND SILVER AWARD		AYP STATUS	NCLB IMPROVEMENT STATUS
			General Performance	Closing the Gap		
2011	Below Average	Average	TBD	TBD	Not Met	RP
2010	Below Average	Below Average	N/A	N/A	Not Met	CA
2009	At-Risk	Average	N/A	N/A	Not Met	CSI

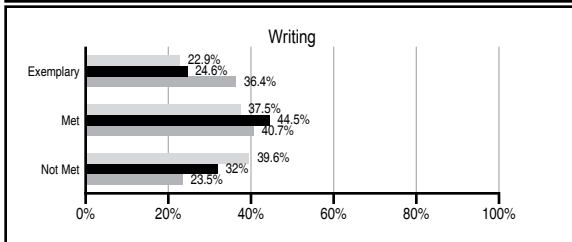
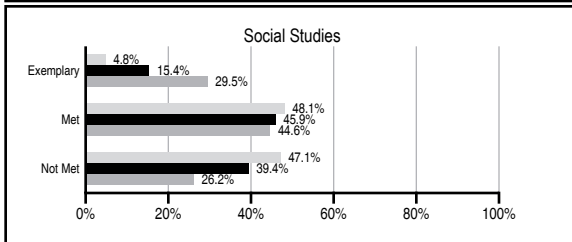
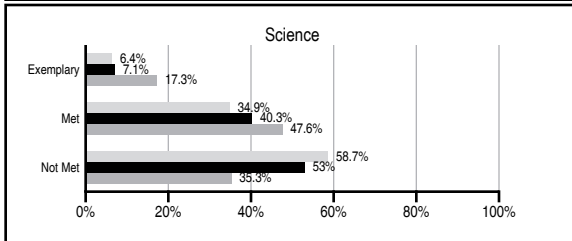
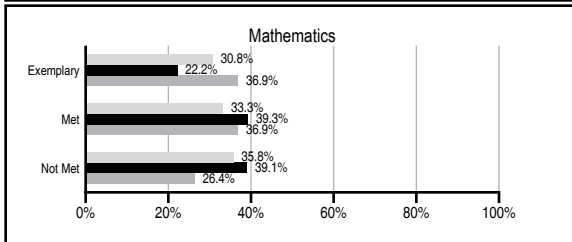
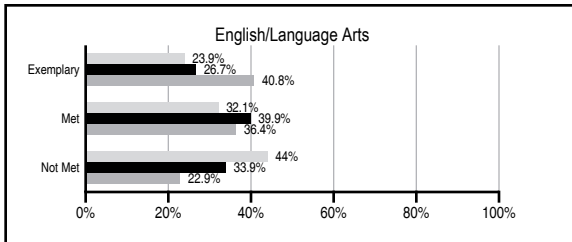
## ABSOLUTE RATINGS OF ELEMENTARY SCHOOLS WITH STUDENTS LIKE OURS\*

EXCELLENT	GOOD	AVERAGE	BELOW AVERAGE	AT-RISK
2	8	87	51	23

\*Ratings are calculated with data available by 11/09/2011. Schools with Students Like Ours are Elementary Schools with Poverty Indices of no more than 5% above or below the index for this school.



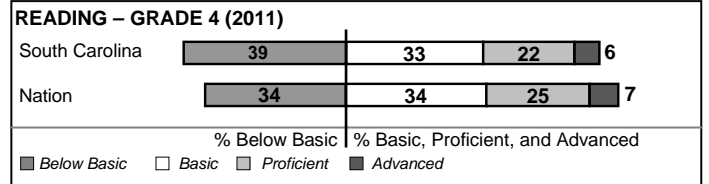
## PASS PERFORMANCE

Our School
  Elementary Schools with Students Like Ours
  Elementary schools statewide



## NAEP PERFORMANCE\*

\* Performance reported for SC and nation, data not available at school level. Percentages at NAEP Achievement Levels.



## SC PERFORMANCE VISION

*By 2020 all students will graduate with the knowledge and skills necessary to compete successfully in the global economy, participate in a democratic society and contribute positively as members of families and communities.*

### Abbreviations Key

N/A Not Applicable N/AV Not Available N/C Not Collected N/R Not Reported I/S Insufficient Sample TBD To be determined

NI Newly Identified CSI Continuing School Improvement CA Corrective Action RP Plan to Restructure R Restructure DELAY School Improvement Status HOLD School Improvement Status

# CLINTON ELEMENTARY [Lancaster County]

## SCHOOL PROFILE

	Our School	Change from Last Year	Elementary Schools with Students Like Ours	Median Elementary School
<b>Students (n=392)</b>				
Retention rate	1.8%	Up from 1.6%	1.5%	1.1%
Attendance rate	95.2%	Down from 95.3%	96.2%	96.2%
Served by gifted and talented program	3.3%	Up from 2.0%	5.3%	13.4%
With disabilities other than speech	9.6%	Down from 16.3%	4.2%	4.1%
Older than usual for grade	0.0%	Down from 1.0%	0.5%	0.3%
Out-of-school suspensions or expulsions for violent and/or criminal offenses	0.0%	No Change	0.0%	0.0%
<b>Teachers (n=30)</b>				
Teachers with advanced degrees	63.3%	Up from 62.5%	61.9%	62.5%
Continuing contract teachers	76.7%	Up from 65.6%	82.3%	88.2%
Teachers returning from previous year	83.2%	No Change	84.7%	87.8%
Teacher attendance rate	92.3%	Down from 94.7%	95.2%	95.2%
Average teacher salary*	\$44,002	Up 0.4%	\$45,196	\$46,773
Classes not taught by highly qualified teachers	3.4%	Down from 16.9%	0.0%	0.0%
Professional development days/teacher	14.7 days	Down from 21.1 days	10.6 days	10.5 days
<b>School</b>				
Principal's years at school	6.0	Up from 5.0	4.0	4.0
Student-teacher ratio in core subjects	17.2 to 1	Up from 13.9 to 1	17.6 to 1	19.9 to 1
Prime instructional time	82.9%	Down from 87.1%	90.3%	90.4%
Opportunities in the arts	Good	No Change	Good	Good
SACS accreditation	Yes	No Change	Yes	Yes
Parents attending conferences	100.0%	No Change	100.0%	100.0%
Character development program	Excellent	No Change	Excellent	Excellent
Dollars spent per pupil**	\$8,837	Up 6.6%	\$8,435	\$7,447
Percent of expenditures for instruction**	71.5%	Down from 73.5%	67.8%	68.4%
Percent of expenditures for teacher salaries**	66.6%	Down from 68.8%	64.7%	65.8%
% of AYP objectives met	58.8%	Down from 94.1%	76.9%	90.5%

\* Length of contract = 185+ days.

\*\* Prior year audited financial data available.

## EVALUATION RESULTS

	Teachers	Students*	Parents*
Number of surveys returned	31	44	34
Percent satisfied with learning environment	93.3%	100.0%	87.1%
Percent satisfied with social and physical environment	93.5%	100.0%	87.5%
Percent satisfied with school-home relations	87.1%	95.5%	91.2%

\*Only students at the highest elementary school grade level at this school and their parents were included.

## REPORT OF PRINCIPAL AND SCHOOL IMPROVEMENT COUNCIL

Clinton faculty, staff, and parents continue cultivating a team effort to provide students with a strong and challenging academic program. The focal content area for the year is English Language Arts (ELA) with an emphasis on reading comprehension, vocabulary, building background knowledge, and writing. As part of our plan, we provided professional learning opportunities where teachers collaborated with one another to create lessons of explicit instruction. We also selected training topics based on our students' needs, as evidenced by their classwork and assessment results. In addition to providing professional learning opportunities for faculty and staff, Clinton implemented its second year of 100 Book Challenge to increase the number of students reading independently on grade level.

Thanks to the hard work of students, teachers and parents, our students have soared to new heights. When comparing the 2009 and 2010 PASS scores, we saw the following gains:

- (1) Clinton's minority students without IEPs, who qualify for subsidized meals outscored minority students at the district and state levels in writing, ELA and math;
- (2) All minority students gained 14 percentage points in math; nondisabled students gained 13 percentage points and students who qualify for subsidized meals gained 14 percentage points.
- (3) All students with IEPs gained 23 percentage points in the area of ELA.
- (4) Third grade students made gains of 26 percentage points in ELA and 28 percentage points in math.

As we strive to make tremendous gains in all academic areas, we are proud of the honor and recognitions brought to our school. During the past school year, Clinton gained state and national recognition. Clinton's students were featured in the book *The Inside Guide to the Reading-Writing Classroom* by Leslie Blauman. American Reading Company conducted a case study on how Clinton's African American males are being prepared for college. *Classworks* published a story highlighting the academic gains which Clinton's students made. *Principal Magazine* highlighted seven significant changes that led our school on its path toward an increase in student achievement. As a result of the academic gains in student achievement, Clinton was invited to present at regional and national conferences in South Carolina, North Carolina, and Georgia.

With students, staff, and parents working together, great things will continue to happen for students at Clinton Elementary.

Rachel Ray, Principal  
Calita Dawkins, SIC Chairperson

Comprehensive detail, including definitions of ratings, performance criteria, and explanations of status, is available on [www.ed.sc.gov](http://www.ed.sc.gov) and [www.eoc.sc.gov](http://www.eoc.sc.gov) as well as school and school district websites.

Printed versions are available from school districts upon request.

### Abbreviations Key

N/A Not Applicable N/AV Not Available N/C Not Collected N/R Not Reported I/S Insufficient Sample TBD To be determined

NI Newly Identified CSI Continuing School Improvement CA Corrective Action RP Plan to Restructure R Restructure DELAY School Improvement Status HOLD School Improvement Status