



SC Annual School Report Card Summary

NORTH ELEMENTARY
Lancaster County
Grades: K-5 Enrollment: 691
Principal: Linda L. Blackwell
Superintendent: Richard E. Moore
Board Chair: Robert Parker

PERFORMANCE

Comprehensive detail, including definitions of ratings, performance criteria, and explanations of status, is available on www.ed.sc.gov and www.eoc.sc.gov as well as school and school district websites. Printed versions are available from school districts upon request.

YEAR	ABSOLUTE RATING	GROWTH RATING	PALMETTO GOLD AND SILVER AWARD		AYP STATUS	NCLB IMPROVEMENT STATUS
			General Performance	Closing the Gap		
2011	Good	Average	TBD	TBD	Not Met	N/A
2010	Good	Average	N/A	N/A	Met	N/A
2009	Good	Average	N/A	N/A	Met	N/A

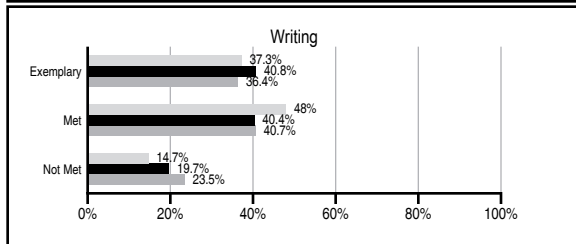
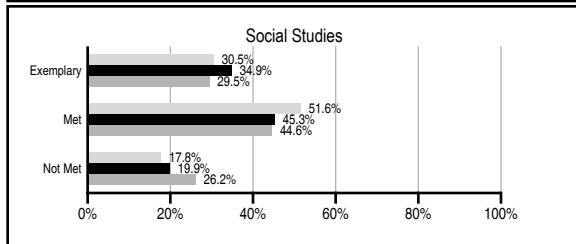
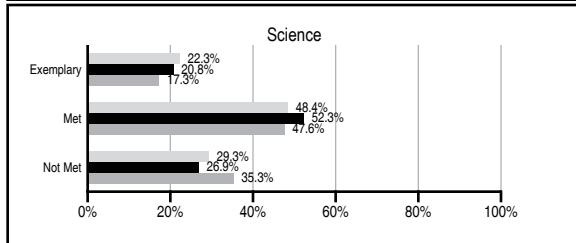
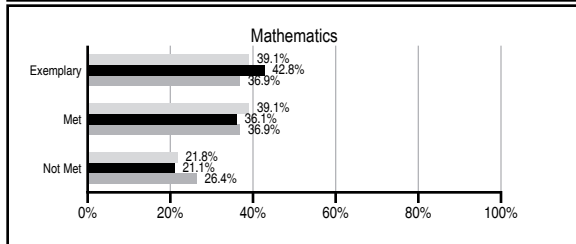
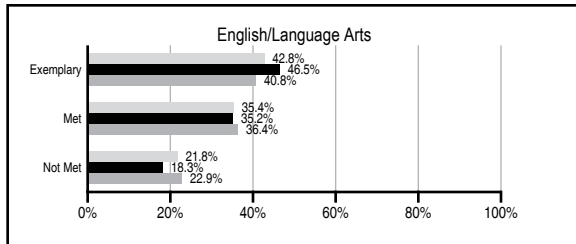
ABSOLUTE RATINGS OF ELEMENTARY SCHOOLS WITH STUDENTS LIKE OURS*

EXCELLENT	GOOD	AVERAGE	BELOW AVERAGE	AT-RISK
31	38	27	0	0

* Ratings are calculated with data available by 11/09/2011. Schools with Students Like Ours are Elementary Schools with Poverty Indices of no more than 5% above or below the index for this school.

PASS PERFORMANCE

Our School
 Elementary Schools with Students Like Ours
 Elementary schools statewide



NAEP PERFORMANCE*

* Performance reported for SC and nation, data not available at school level. Percentages at NAEP Achievement Levels.



SC PERFORMANCE VISION

By 2020 all students will graduate with the knowledge and skills necessary to compete successfully in the global economy, participate in a democratic society and contribute positively as members of families and communities.

Abbreviations Key

N/A Not Applicable N/AV Not Available N/C Not Collected N/R Not Reported I/S Insufficient Sample TBD To be determined

NI Newly Identified CSI Continuing School Improvement CA Corrective Action RP Plan to Restructure R Restructure DELAY School Improvement Status HOLD School Improvement Status

NORTH ELEMENTARY [Lancaster County]

SCHOOL PROFILE

	Our School	Change from Last Year	Elementary Schools with Students Like Ours	Median Elementary School
Students (n=691)				
Retention rate	0.7%	Down from 1.2%	1.1%	1.1%
Attendance rate	96.5%	Down from 96.6%	96.2%	96.2%
Served by gifted and talented program	14.4%	Up from 11.3%	18.0%	13.4%
With disabilities other than speech	3.0%	Down from 6.2%	4.1%	4.1%
Older than usual for grade	0.1%	Down from 0.2%	0.2%	0.3%
Out-of-school suspensions or expulsions for violent and/or criminal offenses	0.0%	No Change	0.0%	0.0%
Teachers (n=41)				
Teachers with advanced degrees	65.9%	Up from 56.8%	62.9%	62.5%
Continuing contract teachers	80.5%	Up from 68.2%	90.3%	88.2%
Teachers returning from previous year	83.6%	Down from 84.2%	89.4%	87.8%
Teacher attendance rate	93.8%	Down from 95.6%	95.4%	95.2%
Average teacher salary*	\$44,286	Down 1.3%	\$47,894	\$46,773
Classes not taught by highly qualified teachers	0.0%	No Change	0.0%	0.0%
Professional development days/teacher	11.7 days	Down from 13.1 days	11.3 days	10.5 days
School				
Principal's years at school	12.0	No Change	5.0	4.0
Student-teacher ratio in core subjects	21.4 to 1	Up from 19.1 to 1	20.8 to 1	19.9 to 1
Prime instructional time	89.4%	Down from 91.2%	90.4%	90.4%
Opportunities in the arts	Good	No Change	Good	Good
SACS accreditation	Yes	No Change	Yes	Yes
Parents attending conferences	100.0%	Up from 99.5%	100.0%	100.0%
Character development program	Excellent	No Change	Excellent	Excellent
Dollars spent per pupil**	\$6,400	Down 4.5%	\$6,900	\$7,447
Percent of expenditures for instruction**	74.1%	Down from 75.3%	68.9%	68.4%
Percent of expenditures for teacher salaries**	70.6%	Up from 69.6%	66.2%	65.8%
% of AYP objectives met	88.2%	Down from 100.0%	95.0%	90.5%

* Length of contract = 185+ days.

** Prior year audited financial data available.

EVALUATION RESULTS

	Teachers	Students*	Parents*
Number of surveys returned	41	93	45
Percent satisfied with learning environment	85.4%	92.4%	93.2%
Percent satisfied with social and physical environment	97.6%	92.2%	93.2%
Percent satisfied with school-home relations	95.1%	87.9%	90.9%

*Only students at the highest elementary school grade level at this school and their parents were included.

REPORT OF PRINCIPAL AND SCHOOL IMPROVEMENT COUNCIL

We've had another great year at North! Our reading and writing theme, Camp North, took us on adventures outdoors. A camp themed field day kicked off our school wide activities. Using sticks and other materials found outside, students created tents to better understand outdoor camping. The Raptor Center brought rehabilitated birds to teach students about birds in the wild and the rehabilitation process birds go through to be returned to their natural habitat.

Our Professional Learning Team meetings met each week and allowed teachers and the administration to focus on teaching and common assessments. Using this data, Smart Time for all students was implemented. During this block of time, students received prescriptive instruction based on the results of common team assessments. PASS data showed that our third graders scoring met and exemplary increased by 12.1% in writing and 8.1% in math. Our fourth graders scoring met and exemplary increased by 6.6% in ELA and 3.1% in writing. Our fifth grade students increased their scores by 5.2% in ELA and 6.5% in science in the exemplary category. These gains are a testimony to our Professional Learning Team approach and the commitment we have to differentiating instruction so that all children learn.

The single gender education option was extended to fourth grade students and continued for our fifth grade students. This single gender option allowed many students to develop leadership skills and academic confidence. Students in each grade level were able to enjoy curriculum-based field trips that enhanced learning and provided an opportunity for them to bond with their classmates and make lasting memories. Our fifth grade attended Camp Thunderbird and learned about teamwork through fish seining and dissection, high ropes, and astronomy. Our third grade learned about our state history by visiting museums and the Hunley submarine while visiting Charleston. The fourth graders' annual trip to Myrtle Beach allowed students to sink their toes in the sand at Myrtle Beach State Park. Our second graders enjoyed the Riverbanks Zoo and our first graders traveled to Cotton Hills Farm. Kindergarten enjoyed a trip to Aw Shucks and McLeod's Farm. TMD enjoyed a trip to Myrtle Beach and did a fantastic job with our school wide recycling program. Our art students in grades 2-5 traveled to Chastain's studios to paint banners for the Lancaster Art Project. In our fall production, third graders entertained us with Civil War on Sunday and in the spring, our fourth graders performed, Go West! Sharing our many talents is definitely encouraged at North!

Our PTA continues to do an outstanding job raising funds to expand our Literacy Lab. Our commitment to reading continues to be at the forefront of our curriculum. Providing students with additional reading materials including leveled fiction and non-fiction text, as well as Reader's Theater books allowed students to experience print rich literature on their individual reading levels.

We are fortunate that our entire North family embraces our "lifelong learning" motto and that parents, students and teachers work together to ensure every child is receiving the best education we can provide. We are grateful to our outstanding volunteers and mentors for the time and hard work they dedicate to make our school a wonderful place for teachers and students to work and learn. We are thankful for the continued support on our educational journey.

Dr. Linda Blackwell, Principal
Mr. Jimmy Abbott, SIC Chairman

Comprehensive detail, including definitions of ratings, performance criteria, and explanations of status, is available on www.ed.sc.gov and www.eoc.sc.gov as well as school and school district websites.

Printed versions are available from school districts upon request.

Abbreviations Key

N/A Not Applicable N/AV Not Available N/C Not Collected N/R Not Reported I/S Insufficient Sample TBD To be determined

NI Newly Identified CSI Continuing School Improvement CA Corrective Action RP Plan to Restructure R Restructure DELAY School Improvement Status HOLD School Improvement Status