



SC Annual School Report Card Summary

MT PISGAH ELEMENTARY
Kershaw County
Grades: K-5 Enrollment: 124
Principal: Duane Pate
Superintendent: Dr. Frank E. Morgan
Board Chair: Joseph Dorton, Jr.

PERFORMANCE

Comprehensive detail, including definitions of ratings, performance criteria, and explanations of status, is available on www.ed.sc.gov and www.eoc.sc.gov as well as school and school district websites. Printed versions are available from school districts upon request.

YEAR	ABSOLUTE RATING	GROWTH RATING	PALMETTO GOLD AND SILVER AWARD		AYP STATUS	NCLB IMPROVEMENT STATUS
			General Performance	Closing the Gap		
2011	Average	Average	TBD	TBD	Met	N/A
2010	Good	Average	N/A	N/A	Met	N/A
2009	Good	Average	N/A	N/A	Met	N/A

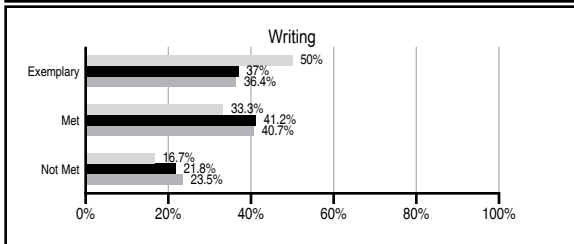
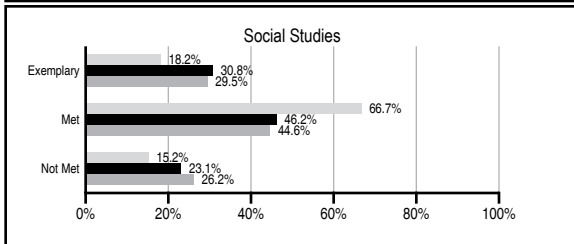
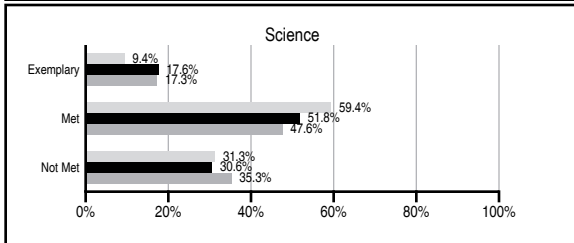
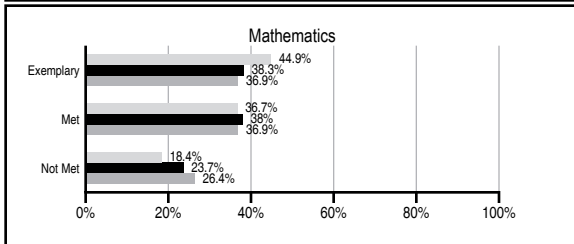
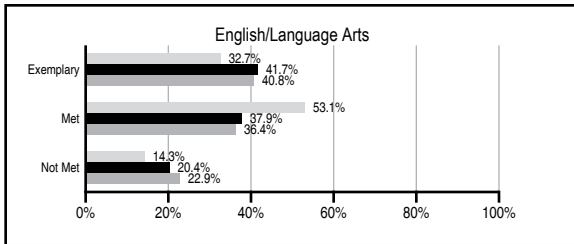
ABSOLUTE RATINGS OF ELEMENTARY SCHOOLS WITH STUDENTS LIKE OURS*

EXCELLENT	GOOD	AVERAGE	BELOW AVERAGE	AT-RISK
22	35	57	1	0

* Ratings are calculated with data available by 11/09/2011. Schools with Students Like Ours are Elementary Schools with Poverty Indices of no more than 5% above or below the index for this school.

PASS PERFORMANCE

Our School
 Elementary Schools with Students Like Ours
 Elementary schools statewide



NAEP PERFORMANCE*

* Performance reported for SC and nation, data not available at school level. Percentages at NAEP Achievement Levels.



SC PERFORMANCE VISION

By 2020 all students will graduate with the knowledge and skills necessary to compete successfully in the global economy, participate in a democratic society and contribute positively as members of families and communities.

Abbreviations Key

N/A Not Applicable N/AV Not Available N/C Not Collected N/R Not Reported I/S Insufficient Sample TBD To be determined

NI Newly Identified CSI Continuing School Improvement CA Corrective Action RP Plan to Restructure R Restructure DELAY School Improvement Status HOLD School Improvement Status

MT PISGAH ELEMENTARY [Kershaw County]

SCHOOL PROFILE

	Our School	Change from Last Year	Elementary Schools with Students Like Ours	Median Elementary School
Students (n=124)				
Retention rate	0.9%	Down from 1.5%	1.2%	1.1%
Attendance rate	95.7%	No Change	96.1%	96.2%
Served by gifted and talented program	12.0%	Down from 13.8%	14.3%	13.4%
With disabilities other than speech	0.0%	Down from 2.8%	4.9%	4.1%
Older than usual for grade	0.0%	No Change	0.3%	0.3%
Out-of-school suspensions or expulsions for violent and/or criminal offenses	0.0%	No Change	0.0%	0.0%
Teachers (n=9)				
Teachers with advanced degrees	100.0%	Up from 77.8%	60.9%	62.5%
Continuing contract teachers	87.5%	Up from 77.8%	90.0%	88.2%
Teachers returning from previous year	75.8%	Down from 85.5%	88.3%	87.8%
Teacher attendance rate	95.6%	Down from 99.8%	95.2%	95.2%
Average teacher salary*	\$56,183	Up 13.7%	\$46,514	\$46,773
Classes not taught by highly qualified teachers	0.0%	Down from 22.7%	0.0%	0.0%
Professional development days/teacher	10.4 days	Up from 10.3 days	10.5 days	10.5 days
School				
Principal's years at school	9.0	Up from 8.0	4.0	4.0
Student-teacher ratio in core subjects	17.9 to 1	Up from 15.7 to 1	20.1 to 1	19.9 to 1
Prime instructional time	91.0%	Down from 95.5%	90.4%	90.4%
Opportunities in the arts	Good	No Change	Good	Good
SACS accreditation	Yes	No Change	Yes	Yes
Parents attending conferences	100.0%	No Change	100.0%	100.0%
Character development program	Excellent	No Change	Excellent	Excellent
Dollars spent per pupil**	\$9,252	Down 9.2%	\$7,073	\$7,447
Percent of expenditures for instruction**	57.7%	Down from 58.2%	68.5%	68.4%
Percent of expenditures for teacher salaries**	57.2%	Up from 55.5%	65.7%	65.8%
% of AYP objectives met	100.0%	No Change	93.8%	90.5%

* Length of contract = 185+ days.

** Prior year audited financial data available.

REPORT OF PRINCIPAL AND SCHOOL IMPROVEMENT COUNCIL

Mt. Pisgah Elementary School had many successes during the 2010-11 school year. Our Media Center, which has a collection of 7,267 titles, averages to 52 books per child for our students. Our students had an Accelerated Reader test average of 90.5% correct. We purchased Renaissance Enterprise this school year. We have fully-operational A+ and SuccessMaker software programs incorporated in our curriculum. Mt. Pisgah made gains in our School Report Card's absolute and improvement ratings.

We held a school-wide Christmas program that was attended by over 300 students, teachers, and community members. Our tutoring program, Pisgah Pals, continued to flourish. Pisgah Partners, our outreach business partners, provided funds to purchase supplies for our Pisgah Pals. Each classroom is equipped with an interactive whiteboard and projector. Each classroom teacher also has an Elmo document camera to use for instruction. We have two 17 station mobile laptop carts that are used throughout the school.

Our staff development opportunities focused on how to incorporate PBIS, our new school wide discipline program into every classroom. Our first grade teacher is a certified Ruby Payne Framework for Poverty instructor. We have a Computer Lab that serves all students. Our School Improvement Council (SIC) and PTO remain very active and continue to support all academic programs within our school.

Mt. Pisgah Elementary School is a thriving school in a loving and caring community, and our students, parents, and staff are dedicated to continuing our successes.

Duane Pate, Principal
Reverend Stephen Braswell, SIC chairman

EVALUATION RESULTS

	Teachers	Students*	Parents*
Number of surveys returned	10	13	15
Percent satisfied with learning environment	100.0%	100.0%	92.9%
Percent satisfied with social and physical environment	100.0%	100.0%	100.0%
Percent satisfied with school-home relations	100.0%	100.0%	92.9%

*Only students at the highest elementary school grade level at this school and their parents were included.

Comprehensive detail, including definitions of ratings, performance criteria, and explanations of status, is available on www.ed.sc.gov and www.eoc.sc.gov as well as school and school district websites.

Printed versions are available from school districts upon request.

Abbreviations Key

N/A Not Applicable N/AV Not Available N/C Not Collected N/R Not Reported I/S Insufficient Sample TBD To be determined

NI Newly Identified CSI Continuing School Improvement CA Corrective Action RP Plan to Restructure R Restructure DELAY School Improvement Status HOLD School Improvement Status