



SC Annual School Report Card Summary

CAMDEN ELEMENTARY SCHOOL FOR THE CREATIVE
Kershaw County
Grades: K-5 Enrollment: 618
Principal: Ed Yount
Superintendent: Dr. Frank E. Morgan
Board Chair: Joseph Dorton, Jr.

PERFORMANCE

Comprehensive detail, including definitions of ratings, performance criteria, and explanations of status, is available on www.ed.sc.gov and www.eoc.sc.gov as well as school and school district websites. Printed versions are available from school districts upon request.

YEAR	ABSOLUTE RATING	GROWTH RATING	PALMETTO GOLD AND SILVER AWARD		AYP STATUS	NCLB IMPROVEMENT STATUS
			General Performance	Closing the Gap		
2011	Good	Good	TBD	TBD	Not Met	N/A
2010	Good	Good	Silver	N/A	Met	N/A
2009	Good	Average	N/A	N/A	Met	N/A

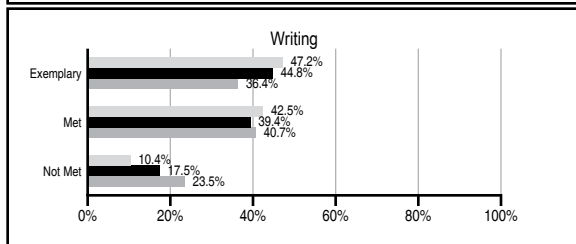
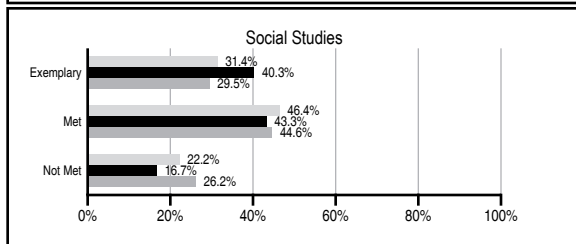
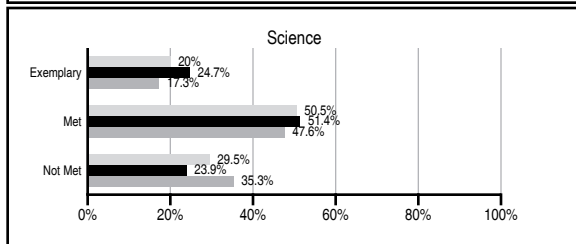
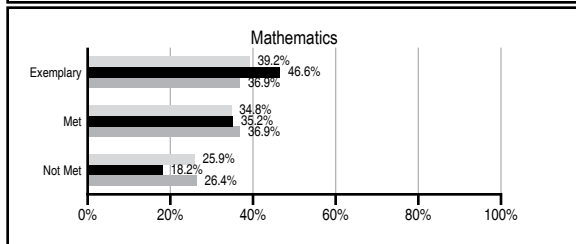
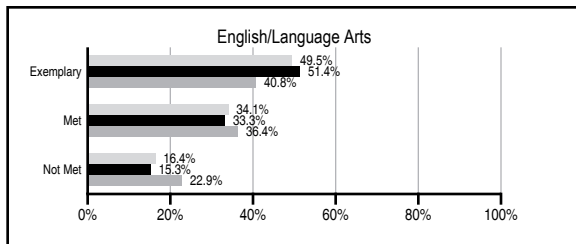
ABSOLUTE RATINGS OF ELEMENTARY SCHOOLS WITH STUDENTS LIKE OURS*

EXCELLENT	GOOD	AVERAGE	BELOW AVERAGE	AT-RISK
35	24	4	2	0

* Ratings are calculated with data available by 11/09/2011. Schools with Students Like Ours are Elementary Schools with Poverty Indices of no more than 5% above or below the index for this school.

PASS PERFORMANCE

Our School
 Elementary Schools with Students Like Ours
 Elementary schools statewide



NAEP PERFORMANCE*

* Performance reported for SC and nation, data not available at school level. Percentages at NAEP Achievement Levels.



SC PERFORMANCE VISION

By 2020 all students will graduate with the knowledge and skills necessary to compete successfully in the global economy, participate in a democratic society and contribute positively as members of families and communities.

Abbreviations Key

N/A Not Applicable N/AV Not Available N/C Not Collected N/R Not Reported I/S Insufficient Sample TBD To be determined

NI Newly Identified CSI Continuing School Improvement CA Corrective Action RP Plan to Restructure R Restructure DELAY School Improvement Status HOLD School Improvement Status

CAMDEN ELEMENTARY SCHOOL FOR THE CREATIVE ARTS [Kershaw County]

SCHOOL PROFILE

	Our School	Change from Last Year	Elementary Schools with Students Like Ours	Median Elementary School
Students (n=618)				
Retention rate	0.6%	Down from 2.2%	0.8%	1.1%
Attendance rate	96.1%	Up from 96.0%	96.6%	96.2%
Served by gifted and talented program	30.4%	Down from 32.6%	21.5%	13.4%
With disabilities other than speech	1.4%	Down from 9.1%	3.7%	4.1%
Older than usual for grade	1.1%	Down from 1.5%	0.2%	0.3%
Out-of-school suspensions or expulsions for violent and/or criminal offenses	0.0%	No Change	0.0%	0.0%
Teachers (n=36)				
Teachers with advanced degrees	75.0%	Up from 68.6%	64.7%	62.5%
Continuing contract teachers	100.0%	No Change	90.3%	88.2%
Teachers returning from previous year	91.2%	Up from 90.1%	89.1%	87.8%
Teacher attendance rate	94.0%	Up from 93.8%	95.2%	95.2%
Average teacher salary*	\$49,938	Up 1.5%	\$48,461	\$46,773
Classes not taught by highly qualified teachers	0.0%	Down from 1.9%	0.0%	0.0%
Professional development days/teacher	9.4 days	Up from 4.1 days	9.8 days	10.5 days
School				
Principal's years at school	6.0	Up from 5.0	4.5	4.0
Student-teacher ratio in core subjects	20.8 to 1	Down from 21.2 to 1	20.5 to 1	19.9 to 1
Prime instructional time	88.9%	No Change	91.0%	90.4%
Opportunities in the arts	Good	No Change	Good	Good
SACS accreditation	Yes	No Change	Yes	Yes
Parents attending conferences	89.9%	Down from 95.2%	100.0%	100.0%
Character development program	Good	No Change	Excellent	Excellent
Dollars spent per pupil**	\$6,719	Down 5.7%	\$7,087	\$7,447
Percent of expenditures for instruction**	73.7%	Up from 72.6%	70.3%	68.4%
Percent of expenditures for teacher salaries**	73.3%	Up from 70.9%	68.9%	65.8%
% of AYP objectives met	94.1%	Down from 100.0%	95.0%	90.5%

* Length of contract = 185+ days.

** Prior year audited financial data available.

EVALUATION RESULTS

	Teachers	Students*	Parents*
Number of surveys returned	33	99	93
Percent satisfied with learning environment	87.9%	92.9%	85.9%
Percent satisfied with social and physical environment	90.9%	90.9%	93.5%
Percent satisfied with school-home relations	100.0%	86.7%	84.9%

*Only students at the highest elementary school grade level at this school and their parents were included.

REPORT OF PRINCIPAL AND SCHOOL IMPROVEMENT COUNCIL

With the close of the 2010-11 school year, Camden Elementary completed its eleventh year with arts integration as an area of focus. Arts based content teaching strategies, learning activities, and assessment options continue to thrive in our classrooms. Artists-in-residence were provided at all grade levels, and we had our eleventh Bloomin' Arts Festival. Collaborative planning between classroom teachers and the arts specialists ensures continued growth with two way integration of the arts. We have become Arts in the Basic Curriculum site school.

Our 2010 PASS results ranked in the Top of our school district and helped us receive a Palmetto Silver Award for outstanding student academic performance. CES received a \$15,000 grant from the John Stevens Foundation to help put a leveled test library in every classroom. Our students raised over \$8,000 for charity between Relay for Life and Jump Rope for Heart.

Camden Elementary extraordinary staff continues to benefit from staff development opportunities. Teachers participated in literacy, math, science, social studies and differentiated instruction workshops. Two teachers received a Gifted and Talented endorsement.

Our outstanding parent organizations, Camden Elementary Partners (CEP) and School Improvement Council (SIC), once again supported initiatives and provided leadership for continued school improvement. CEP raised funds, Our CEP/PTO raised over \$70,000 to put a leveled texted library and assessment kit in every classroom. They sponsored the fifth annual Camden Elementary Golf Tournament. The tournament had over 50 corporate sponsors for this year. SIC continues to provide leadership and accountability to help CES meet its SACS plan of action. The members of these two organizations are integral to our success.

Camden Elementary is a special place for our children and families -a place where students are challenged to achieve excellence and taught to help others. We believe in our slogan "Our Future Is SO Bright We Gotta Wear Shades."

Ed Yount, Principal
Tracy West, SIC President

Comprehensive detail, including definitions of ratings, performance criteria, and explanations of status, is available on www.ed.sc.gov and www.eoc.sc.gov as well as school and school district websites.

Printed versions are available from school districts upon request.

Abbreviations Key

N/A Not Applicable N/AV Not Available N/C Not Collected N/R Not Reported I/S Insufficient Sample TBD To be determined

NI Newly Identified CSI Continuing School Improvement CA Corrective Action RP Plan to Restructure R Restructure DELAY School Improvement Status HOLD School Improvement Status