



SC Annual School Report Card Summary

BLANEY ELEMENTARY
 Kershaw County
 Grades: PK-5 Enrollment: 692
 Principal: Lisa M. Carter
 Superintendent: Dr. Frank E. Morgan
 Board Chair: Joseph Dorton, Jr.

PERFORMANCE

Comprehensive detail, including definitions of ratings, performance criteria, and explanations of status, is available on www.ed.sc.gov and www.eoc.sc.gov as well as school and school district websites. Printed versions are available from school districts upon request.

YEAR	ABSOLUTE RATING	GROWTH RATING	PALMETTO GOLD AND SILVER AWARD		AYP STATUS	NCLB IMPROVEMENT STATUS
			General Performance	Closing the Gap		
2011	Good	Average	TBD	TBD	Not Met	N/A
2010	Good	Good	Silver	N/A	Met	N/A
2009	Average	Average	N/A	Silver	Met	N/A

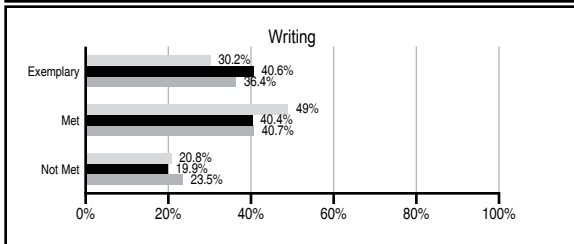
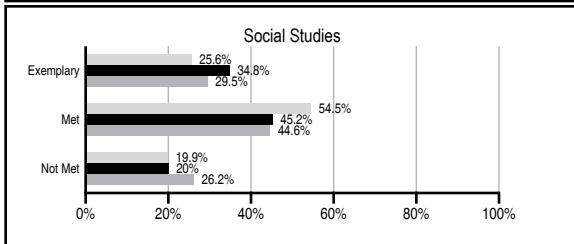
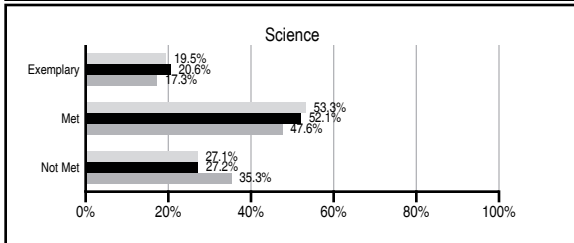
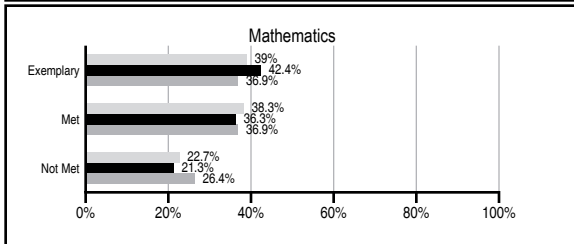
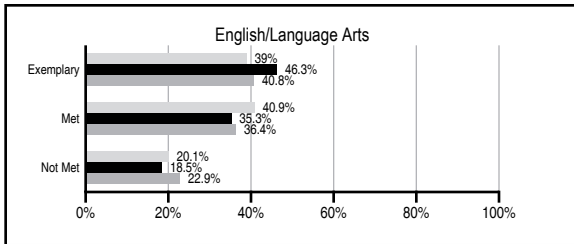
ABSOLUTE RATINGS OF ELEMENTARY SCHOOLS WITH STUDENTS LIKE OURS*

EXCELLENT	GOOD	AVERAGE	BELOW AVERAGE	AT-RISK
29	38	29	0	0

* Ratings are calculated with data available by 11/09/2011. Schools with Students Like Ours are Elementary Schools with Poverty Indices of no more than 5% above or below the index for this school.




PASS PERFORMANCE

Our School
 Elementary Schools with Students Like Ours
 Elementary schools statewide



NAEP PERFORMANCE*

* Performance reported for SC and nation, data not available at school level. Percentages at NAEP Achievement Levels.



SC PERFORMANCE VISION

By 2020 all students will graduate with the knowledge and skills necessary to compete successfully in the global economy, participate in a democratic society and contribute positively as members of families and communities.

Abbreviations Key

N/A Not Applicable N/AV Not Available N/C Not Collected N/R Not Reported I/S Insufficient Sample TBD To be determined

NI Newly Identified CSI Continuing School Improvement CA Corrective Action RP Plan to Restructure R Restructure DELAY School Improvement Status HOLD School Improvement Status

BLANEY ELEMENTARY [Kershaw County]

SCHOOL PROFILE

	Our School	Change from Last Year	Elementary Schools with Students Like Ours	Median Elementary School
Students (n=692)				
Retention rate	3.6%	Down from 4.3%	1.1%	1.1%
Attendance rate	95.9%	Up from 95.3%	96.2%	96.2%
Served by gifted and talented program	19.1%	Down from 23.5%	17.7%	13.4%
With disabilities other than speech	3.1%	Down from 8.4%	4.3%	4.1%
Older than usual for grade	0.6%	Down from 1.3%	0.2%	0.3%
Out-of-school suspensions or expulsions for violent and/or criminal offenses	0.0%	No Change	0.0%	0.0%
Teachers (n=41)				
Teachers with advanced degrees	73.2%	Down from 73.5%	63.2%	62.5%
Continuing contract teachers	92.7%	Down from 97.1%	90.3%	88.2%
Teachers returning from previous year	87.4%	Down from 87.7%	89.4%	87.8%
Teacher attendance rate	94.3%	Down from 95.0%	95.4%	95.2%
Average teacher salary*	\$50,310	Up 0.3%	\$47,826	\$46,773
Classes not taught by highly qualified teachers	1.7%	Up from 0.0%	0.0%	0.0%
Professional development days/teacher	11.9 days	Up from 7.5 days	10.8 days	10.5 days
School				
Principal's years at school	7.0	Up from 6.0	5.0	4.0
Student-teacher ratio in core subjects	24.0 to 1	Up from 18.2 to 1	20.7 to 1	19.9 to 1
Prime instructional time	89.1%	Down from 90.0%	90.4%	90.4%
Opportunities in the arts	Good	No Change	Good	Good
SACS accreditation	Yes	No Change	Yes	Yes
Parents attending conferences	100.0%	No Change	100.0%	100.0%
Character development program	Good	No Change	Excellent	Excellent
Dollars spent per pupil**	\$6,220	Down 9.3%	\$6,913	\$7,447
Percent of expenditures for instruction**	69.8%	Down from 70.9%	68.8%	68.4%
Percent of expenditures for teacher salaries**	69.0%	Up from 68.9%	66.0%	65.8%
% of AYP objectives met	95.2%	Down from 100.0%	95.2%	90.5%

* Length of contract = 185+ days.

** Prior year audited financial data available.

EVALUATION RESULTS

	Teachers	Students*	Parents*
Number of surveys returned	24	94	61
Percent satisfied with learning environment	100.0%	87.2%	89.5%
Percent satisfied with social and physical environment	100.0%	84.9%	86.4%
Percent satisfied with school-home relations	100.0%	84.9%	78.6%

*Only students at the highest elementary school grade level at this school and their parents were included.

REPORT OF PRINCIPAL AND SCHOOL IMPROVEMENT COUNCIL

Blaney Elementary School's mission Build and Enhance Success continues to be the focus of staff, parents and students. We continued the theme "Driven to Succeed" from the previous year. The students were challenged to read 50,000 books by May, 2011 in order to have the principal, Mrs. Lisa Carter, take 50 laps in a go-cart around the front lawn. The school theme was a great background for motivating the students to reach the goal, which was reached well before the deadline so on May 23 Mrs. Carter took her 50 laps in a go-cart to the sounds of 700 students cheering for her. Under the No Child Left Behind Act, Blaney Elementary met adequate yearly progress for the ninth year in a row. We also earned the Palmetto Silver award for the third time. We received an "all clear" from the State Department of Education. All staff at Blaney are "highly qualified" and seven teachers hold National Board Certification. Tonya Jackson who was designated third runner up for the National Science Teacher of the year for the state of South Carolina. Cathy Drees received a Target grant for \$2,000 to promote reading. Blaney's continued partnership with Lugoff Target Distribution Center allowed us to provide lunch buddies to more than 15 students, the annual Easter Egg Hunt, and assistance during special event days (field day, Fall Festival and Book Fairs). Another partnership we benefited from was First Citizens Bank in Elgin. Several staff members from the bank were lunch buddies and were Junior Achievement sponsors. All first and second grade classes experienced Junior Achievement this year, for a total of 9 classes. Third grade students learned about finances through the Moonjar program brought to us by First Citizens Bank. Our Archery Team was state champions by placing first in SC Archery tournament. The team went on to compete in Louisville, Kentucky and expanded the team to Stover Middle School. In an effort to make well rounded students, we offered clubs in art, computer, science, music, physical education, safety and writing. Students became leaders through the participation in the clubs. Our science club led the school in going "green" by recycling more than paper products. Blaney recycled Styrofoam plates, juice bags, chips bags, cans, bottles and even flip-flops. Blaney increased in population by over 150 students. With the growth in student population, our staff increased by nine (4 certified and 5 classified). The staff utilized leveled and differentiated instruction, parallel block scheduling, morning and afternoon academic clubs, A+ Learning, data notebooks, goal setting and SC standard driven lesson plans in order to meet the academic needs of our growing community. The Blaney Parent Teacher Association (PTA) earned over \$25,000 through fundraisers and used those funds to offset the district's budget cuts by providing teachers with supplies and additional funds for class resources. The School Improvement Council (SIC) sponsored a Safety Rodeo in March to promote safety in the home and car, educated parents about water safety, healthy eating habits, and changes in insurance laws and offered physical fitness activities for the students. The students and staff continue to be selfless in our giving by organizing campaigns for Muscular Dystrophy, United Way, Sexual Assault Center, Friends of the Library and the Angel Tree project organized by our guidance counselor. Blaney students, parents and staff work together to Build and Enhance Success.

In Devoted Service,
 Lisa M. Carter, principal
 Susan D. Surratt, SIC chairperson

Comprehensive detail, including definitions of ratings, performance criteria, and explanations of status, is available on www.ed.sc.gov and www.eoc.sc.gov as well as school and school district websites.

Printed versions are available from school districts upon request.

Abbreviations Key

N/A Not Applicable N/AV Not Available N/C Not Collected N/R Not Reported I/S Insufficient Sample TBD To be determined
 NI Newly Identified CSI Continuing School Improvement CA Corrective Action RP Plan to Restructure R Restructure DELAY School Improvement Status HOLD School Improvement Status