



# SC Annual School Report Card Summary

**BARON DEKALB ELEMENTARY**  
 Kershaw County  
 Grades: PK-5 Enrollment: 188  
 Principal: Betty D. Turner  
 Superintendent: Dr. Frank E. Morgan  
 Board Chair: Joseph Dorton, Jr.

## PERFORMANCE

Comprehensive detail, including definitions of ratings, performance criteria, and explanations of status, is available on [www.ed.sc.gov](http://www.ed.sc.gov) and [www.eoc.sc.gov](http://www.eoc.sc.gov) as well as school and school district websites. Printed versions are available from school districts upon request.

YEAR	ABSOLUTE RATING	GROWTH RATING	PALMETTO GOLD AND SILVER AWARD		AYP STATUS	NCLB IMPROVEMENT STATUS
			General Performance	Closing the Gap		
2011	Average	Average	TBD	TBD	Met	N/A
2010	Good	Average	N/A	Silver	Met	N/A
2009	Average	Below Average	N/A	N/A	Met	N/A

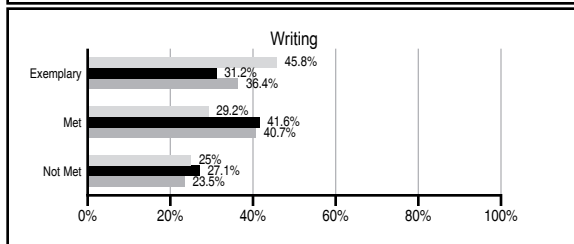
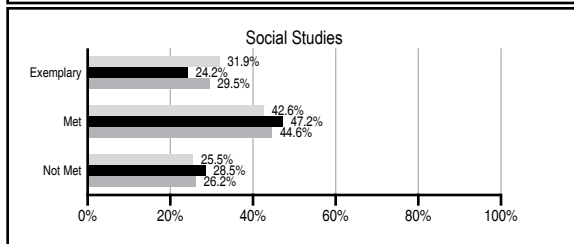
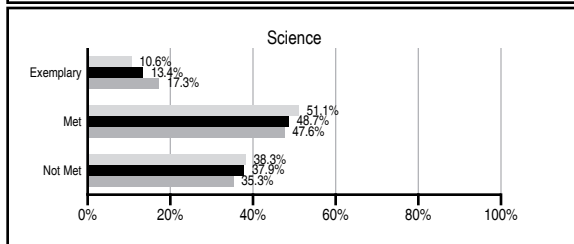
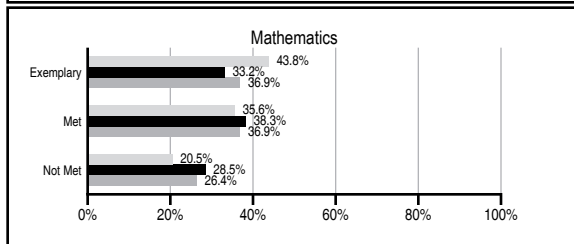
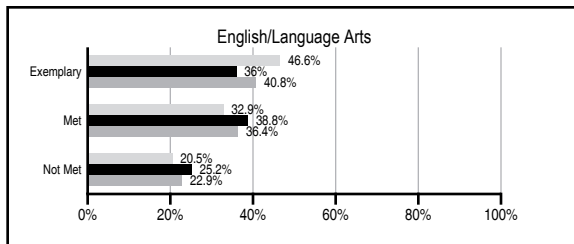
## ABSOLUTE RATINGS OF ELEMENTARY SCHOOLS WITH STUDENTS LIKE OURS\*

EXCELLENT	GOOD	AVERAGE	BELOW AVERAGE	AT-RISK
7	19	87	9	0

\* Ratings are calculated with data available by 11/09/2011. Schools with Students Like Ours are Elementary Schools with Poverty Indices of no more than 5% above or below the index for this school.



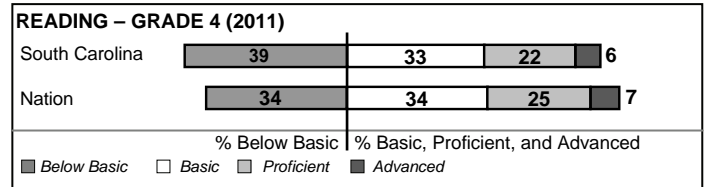
## PASS PERFORMANCE

Our School
  Elementary Schools with Students Like Ours
  Elementary schools statewide



## NAEP PERFORMANCE\*

\* Performance reported for SC and nation, data not available at school level. Percentages at NAEP Achievement Levels.



## SC PERFORMANCE VISION

*By 2020 all students will graduate with the knowledge and skills necessary to compete successfully in the global economy, participate in a democratic society and contribute positively as members of families and communities.*

### Abbreviations Key

N/A Not Applicable N/AV Not Available N/C Not Collected N/R Not Reported I/S Insufficient Sample TBD To be determined

NI Newly Identified CSI Continuing School Improvement CA Corrective Action RP Plan to Restructure R Restructure DELAY School Improvement Status HOLD School Improvement Status

# BARON DEKALB ELEMENTARY [Kershaw County]

## SCHOOL PROFILE

	Our School	Change from Last Year	Elementary Schools with Students Like Ours	Median Elementary School
<b>Students (n=188)</b>				
Retention rate	2.4%	Up from 1.2%	1.3%	1.1%
Attendance rate	96.0%	Up from 95.4%	95.9%	96.2%
Served by gifted and talented program	24.0%	Down from 24.7%	11.9%	13.4%
With disabilities other than speech	3.4%	Down from 5.3%	5.1%	4.1%
Older than usual for grade	0.5%	Up from 0.0%	0.3%	0.3%
Out-of-school suspensions or expulsions for violent and/or criminal offenses	0.0%	Down from 0.5%	0.0%	0.0%
<b>Teachers (n=10)</b>				
Teachers with advanced degrees	70.0%	Down from 75.0%	60.0%	62.5%
Continuing contract teachers	90.0%	Down from 91.7%	89.6%	88.2%
Teachers returning from previous year	84.5%	Down from 93.3%	87.6%	87.8%
Teacher attendance rate	95.6%	Down from 97.4%	95.2%	95.2%
Average teacher salary*	\$50,130	Up 0.6%	\$46,613	\$46,773
Classes not taught by highly qualified teachers	0.0%	No Change	0.0%	0.0%
Professional development days/teacher	11.5 days	Down from 12.2 days	11.3 days	10.5 days
<b>School</b>				
Principal's years at school	3.0	Up from 2.0	4.0	4.0
Student-teacher ratio in core subjects	16.6 to 1	Down from 18.3 to 1	19.6 to 1	19.9 to 1
Prime instructional time	90.3%	Down from 92.0%	90.1%	90.4%
Opportunities in the arts	Good	No Change	Good	Good
SACS accreditation	Yes	No Change	Yes	Yes
Parents attending conferences	100.0%	No Change	100.0%	100.0%
Character development program	Excellent	Up from Good	Excellent	Excellent
Dollars spent per pupil**	\$8,955	Down 10.4%	\$7,440	\$7,447
Percent of expenditures for instruction**	59.5%	Down from 61.0%	67.0%	68.4%
Percent of expenditures for teacher salaries**	56.9%	Down from 57.8%	64.4%	65.8%
% of AYP objectives met	100.0%	No Change	88.9%	90.5%

\* Length of contract = 185+ days.

\*\* Prior year audited financial data available.

## EVALUATION RESULTS

	Teachers	Students*	Parents*
Number of surveys returned	8	23	19
Percent satisfied with learning environment	100.0%	90.9%	89.5%
Percent satisfied with social and physical environment	100.0%	95.7%	78.9%
Percent satisfied with school-home relations	100.0%	95.5%	89.5%

\*Only students at the highest elementary school grade level at this school and their parents were included.

## REPORT OF PRINCIPAL AND SCHOOL IMPROVEMENT COUNCIL

A small school with a big heart where everyone excels is our shared vision for learning at Baron DeKalb Elementary. We know that our EFFORTS make the difference, and we challenge our students to excel in academics and in character. Our 2010 PASS scores reflect the school's ongoing commitment to increase student achievement. Baron DeKalb received statewide recognition by the S.C. Department of Education for closing the achievement gap for historically under-performing students. BDK also met Adequate Yearly Progress (AYP) by achieving all of our objectives, and we continued to soar on the Annual School Report Card, with noteworthy improvements on the absolute and improvement ratings.

BDK's stakeholders worked together to achieve several goals this year. We were the recipient of the top prize in the Wal-Mart's Stuff a Bus promotion by having the highest per pupil donations. Baron DeKalb was named to South Carolina School Improvement Council's 2011 Honor Roll. The SIC was recognized for its outstanding work in building parent and community involvement. The school and community celebrated Earth Day with an official opening of the outdoor classroom. Also, our main entrance area received a new look with the construction of an intruder prevention wall.

Thank you for your support of the school's vision. By working together, we will continue to provide a safe and nurturing learning environment for our children.

Betty D. Turner, Principal

Candace Anderson, School Improvement Council Chairperson

Comprehensive detail, including definitions of ratings, performance criteria, and explanations of status, is available on [www.ed.sc.gov](http://www.ed.sc.gov) and [www.eoc.sc.gov](http://www.eoc.sc.gov) as well as school and school district websites.

Printed versions are available from school districts upon request.

### Abbreviations Key

N/A Not Applicable N/AV Not Available N/C Not Collected N/R Not Reported I/S Insufficient Sample TBD To be determined

NI Newly Identified CSI Continuing School Improvement CA Corrective Action RP Plan to Restructure R Restructure DELAY School Improvement Status HOLD School Improvement Status