



SC Annual School Report Card Summary

HARDEEVILLE ELEMENTARY
Jasper
Grades: PK-5 Enrollment: 760
Principal: Rechel Anderson
Superintendent: Dr. Vashti K. Washington
Board Chair: Kathleen Snooks

PERFORMANCE

Comprehensive detail, including definitions of ratings, performance criteria, and explanations of status, is available on www.ed.sc.gov and www.eoc.sc.gov as well as school and school district websites. Printed versions are available from school districts upon request.

| YEAR | ABSOLUTE RATING | GROWTH RATING | PALMETTO GOLD AND SILVER AWARD | | AYP STATUS | NCLB IMPROVEMENT STATUS |
|------|-----------------|---------------|--------------------------------|-----------------|------------|-------------------------|
| | | | General Performance | Closing the Gap | | |
| 2011 | At-Risk | Below Average | TBD | TBD | Not Met | R |
| 2010 | At-Risk | Good | N/A | N/A | Not Met | R |
| 2009 | Below Average | Average | N/A | N/A | Not Met | R |

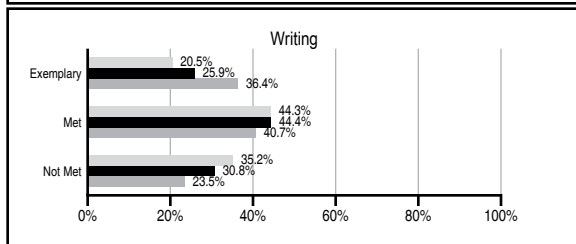
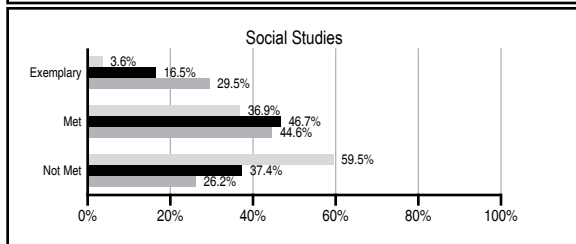
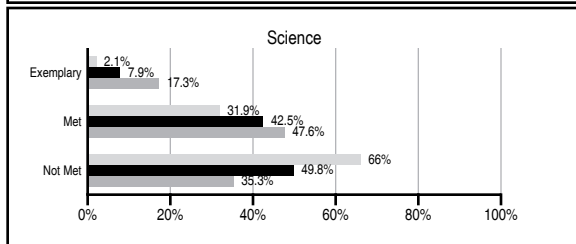
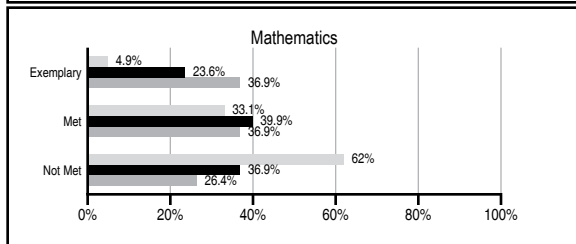
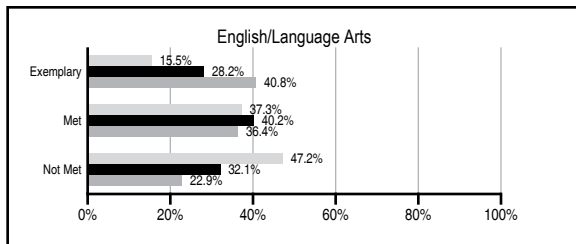
ABSOLUTE RATINGS OF ELEMENTARY SCHOOLS WITH STUDENTS LIKE OURS*

| EXCELLENT | GOOD | AVERAGE | BELOW AVERAGE | AT-RISK |
|-----------|------|---------|---------------|---------|
| 3 | 7 | 109 | 47 | 16 |

* Ratings are calculated with data available by 11/09/2011. Schools with Students Like Ours are Elementary Schools with Poverty Indices of no more than 5% above or below the index for this school.

PASS PERFORMANCE

Our School
 Elementary Schools with Students Like Ours
 Elementary schools statewide



NAEP PERFORMANCE*

* Performance reported for SC and nation, data not available at school level. Percentages at NAEP Achievement Levels.



SC PERFORMANCE VISION

By 2020 all students will graduate with the knowledge and skills necessary to compete successfully in the global economy, participate in a democratic society and contribute positively as members of families and communities.

Abbreviations Key

N/A Not Applicable N/AV Not Available N/C Not Collected N/R Not Reported I/S Insufficient Sample TBD To be determined

NI Newly Identified CSI Continuing School Improvement CA Corrective Action RP Plan to Restructure R Restructure DELAY School Improvement Status HOLD School Improvement Status

HARDEEVILLE ELEMENTARY [Jasper]

SCHOOL PROFILE

| | Our School | Change from Last Year | Elementary Schools with Students Like Ours | Median Elementary School |
|--|------------|-----------------------|--|--------------------------|
| Students (n=760) | | | | |
| Retention rate | 0.3% | No Change | 1.5% | 1.1% |
| Attendance rate | 99.9% | No Change | 95.9% | 96.2% |
| Served by gifted and talented program | 5.8% | Up from 3.3% | 6.3% | 13.4% |
| With disabilities other than speech | 5.5% | Down from 7.3% | 4.4% | 4.1% |
| Older than usual for grade | 0.8% | Down from 1.5% | 0.5% | 0.3% |
| Out-of-school suspensions or expulsions for violent and/or criminal offenses | 0.0% | No Change | 0.0% | 0.0% |
| Teachers (n=46) | | | | |
| Teachers with advanced degrees | 63.0% | Up from 56.3% | 61.5% | 62.5% |
| Continuing contract teachers | 65.2% | Up from 58.3% | 83.3% | 88.2% |
| Teachers returning from previous year | 74.7% | Up from 73.3% | 85.3% | 87.8% |
| Teacher attendance rate | 95.9% | Down from 98.9% | 95.2% | 95.2% |
| Average teacher salary* | \$48,166 | Up 6.0% | \$45,373 | \$46,773 |
| Classes not taught by highly qualified teachers | 9.1% | Up from 5.5% | 0.0% | 0.0% |
| Professional development days/teacher | 14.4 days | Up from 8.3 days | 10.1 days | 10.5 days |
| School | | | | |
| Principal's years at school | 1.0 | Down from 3.0 | 3.5 | 4.0 |
| Student-teacher ratio in core subjects | 15.6 to 1 | Down from 17.0 to 1 | 18.1 to 1 | 19.9 to 1 |
| Prime instructional time | 94.0% | Down from 98.0% | 90.0% | 90.4% |
| Opportunities in the arts | Good | No Change | Good | Good |
| SACS accreditation | Yes | No Change | Yes | Yes |
| Parents attending conferences | 100.0% | No Change | 100.0% | 100.0% |
| Character development program | Good | Up from Average | Excellent | Excellent |
| Dollars spent per pupil** | \$6,389 | Down 12.2% | \$8,109 | \$7,447 |
| Percent of expenditures for instruction** | 68.6% | Down from 70.6% | 67.9% | 68.4% |
| Percent of expenditures for teacher salaries** | 66.9% | Up from 62.4% | 64.2% | 65.8% |
| % of AYP objectives met | 57.7% | Down from 82.6% | 76.9% | 90.5% |

* Length of contract = 185+ days.

** Prior year audited financial data available.

EVALUATION RESULTS

| | Teachers | Students* | Parents* |
|--|----------|-----------|----------|
| Number of surveys returned | 53 | 75 | 45 |
| Percent satisfied with learning environment | 79.2% | 78.4% | 80.5% |
| Percent satisfied with social and physical environment | 84.9% | 58.7% | 69.0% |
| Percent satisfied with school-home relations | 71.2% | 80.0% | 81.4% |

*Only students at the highest elementary school grade level at this school and their parents were included.

REPORT OF PRINCIPAL AND SCHOOL IMPROVEMENT COUNCIL

Hardeeville Elementary School (HES) continues to move toward excellence! The members of our staff always work toward our mission of providing each child with the optimal environment for developing an active and inquisitive mind, strong feelings of self worth, positive values, and respect for and acceptance of others, in order to meet the academic and social challenges of today's society! We have a wonderfully talented and hardworking staff of professionals! Teachers are frequently engaged in professional development activities, both inside the district and out, which are often directly linked with the South Carolina Core Curriculum Content Standards, grade level/subject benchmarks, and South Carolina State Assessments. Using various kinds of assessments, the skills and knowledge of all children in grades CD thru 5th were assessed three times during the year. The assessments determined student's specific, individual strengths and weaknesses, as well as areas of our curricula in which we needed to adjust/improve instruction. More specifically, MAP data revealed that students in Kindergarten thru 5th grades showed tremendous gains in Reading and Math. Although HES is still working to improve overall academic achievement its students dedicated themselves to prepare for and performed at their highest achievement level on state standardized tests. Students and staff gave their best effort.

HES has experienced many successes this school year such as; a HES teacher was named Jasper County District Teacher of the Year, a HES teacher received a Palmetto Electric Bright Ideas Grant, a HES Parent Volunteer was named Jasper County District Parent/Volunteer of the Year, two fifth grade students were 2nd and 3rd Place South Carolina State winners of the Fresh Fruits and Vegetables Program Contest, one 1st grade Exceptional Child was the winner of the Palmetto and Luna Colores Children's Drawing Contest, the school received the PBIS Blue Ribbon Award for its first year of implementing this initiative, and last the Principal was named Jasper County Principal of the Year. Programs for recognition of students' achievement and progress continue to motivate their performance! Student of the Month, Principal's Honor Roll, PBIS Store, and the Quarterly Student Awards (for academic and service achievement) are a few programs. The involvement of our families is extraordinary! They painted our school with bright welcoming colors. The PTA provided our staff with a wonderful week of Appreciation for all their hard work.

HES received a \$10,000 donation that afforded 3rd thru 5th grade students, who made significant gains as measured by MAP from Fall to Spring, to enjoy a day at Carowinds Amusement Park in Charlotte, N.C. Members of our community shared their enthusiasm and expertise with our children. Several Community Businesses shared with our students and staff during Career Day, Grand Parent's Day, and Father/Son verses Staff Basketball Game to name a few.

In its quest for excellence, HES will continue to provide its children with new and improved academic programs, special events, and a wide range of activities that involve all stakeholders!!

Ms. Rechel Anderson, Principal
Ms. Priscilla Green, SIC Chair

Comprehensive detail, including definitions of ratings, performance criteria, and explanations of status, is available on www.ed.sc.gov and www.eoc.sc.gov as well as school and school district websites.

Printed versions are available from school districts upon request.

Abbreviations Key

N/A Not Applicable N/AV Not Available N/C Not Collected N/R Not Reported I/S Insufficient Sample TBD To be determined

NI Newly Identified CSI Continuing School Improvement CA Corrective Action RP Plan to Restructure R Restructure DELAY School Improvement Status HOLD School Improvement Status