



# SC Annual School Report Card Summary

**BRIDGEWATER ACADEMY CHARTER**  
**Horry**  
**Grades: K-8**      **Enrollment: 154**  
**Principal: Steve Wilson**  
**Superintendent: Dr. Cynthia Elsberry**  
**Board Chair: Will Garland**

## PERFORMANCE

Comprehensive detail, including definitions of ratings, performance criteria, and explanations of status, is available on [www.ed.sc.gov](http://www.ed.sc.gov) and [www.eoc.sc.gov](http://www.eoc.sc.gov) as well as school and school district websites. Printed versions are available from school districts upon request.

YEAR	ABSOLUTE RATING	GROWTH RATING	PALMETTO GOLD AND SILVER AWARD		AYP STATUS	NCLB IMPROVEMENT STATUS
			General Performance	Closing the Gap		
2011	Average	Excellent	TBD	TBD	Not Met	N/A
2010	Average	Good	Silver	N/A	Met	N/A
2009	Good	Average	N/A	N/A	Not Met	N/A

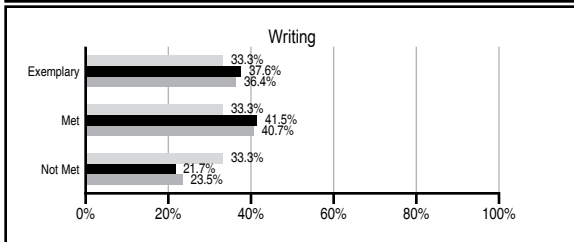
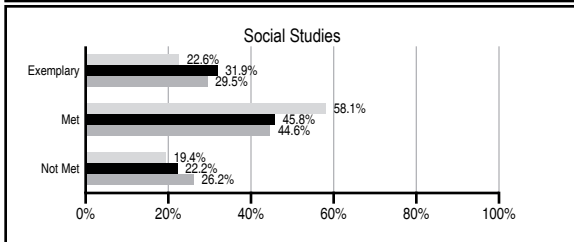
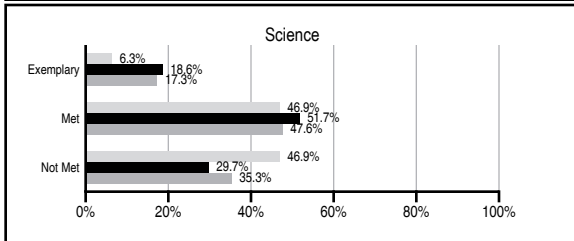
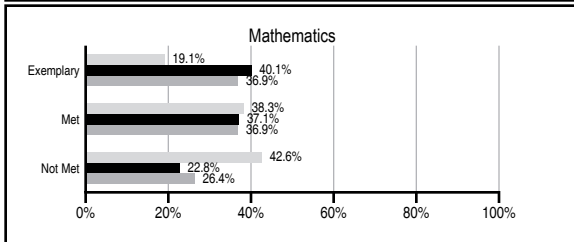
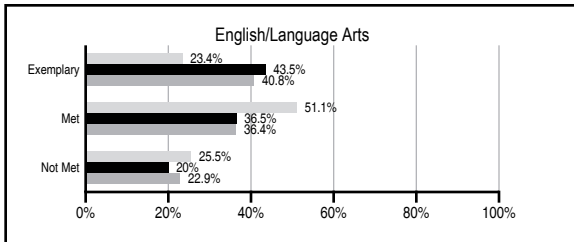
## ABSOLUTE RATINGS OF ELEMENTARY SCHOOLS WITH STUDENTS LIKE OURS\*

EXCELLENT	GOOD	AVERAGE	BELOW AVERAGE	AT-RISK
26	39	45	0	0

\* Ratings are calculated with data available by 11/09/2011. Schools with Students Like Ours are Elementary Schools with Poverty Indices of no more than 5% above or below the index for this school.

## PASS PERFORMANCE

Our School     
  Elementary Schools with Students Like Ours     
  Elementary schools statewide



## NAEP PERFORMANCE\*

\* Performance reported for SC and nation, data not available at school level. Percentages at NAEP Achievement Levels.



## SC PERFORMANCE VISION

*By 2020 all students will graduate with the knowledge and skills necessary to compete successfully in the global economy, participate in a democratic society and contribute positively as members of families and communities.*

### Abbreviations Key

N/A Not Applicable N/AV Not Available N/C Not Collected N/R Not Reported I/S Insufficient Sample TBD To be determined

NI Newly Identified CSI Continuing School Improvement CA Corrective Action RP Plan to Restructure R Restructure DELAY School Improvement Status HOLD School Improvement Status

# BRIDGEWATER ACADEMY CHARTER [Horry]

## SCHOOL PROFILE

	Our School	Change from Last Year	Elementary Schools with Students Like Ours	Median Elementary School
<b>Students (n=154)</b>				
Retention rate	2.0%	Up from 0.0%	1.1%	1.1%
Attendance rate	97.4%	Up from 95.6%	96.1%	96.2%
Served by gifted and talented program	23.1%	Up from 19.8%	15.1%	13.4%
With disabilities other than speech	14.9%	Down from 18.2%	4.5%	4.1%
Older than usual for grade	2.0%	Up from 0.8%	0.3%	0.3%
Out-of-school suspensions or expulsions for violent and/or criminal offenses	0.0%	No Change	0.0%	0.0%
<b>Teachers (n=14)</b>				
Teachers with advanced degrees	35.7%	N/A	60.4%	62.5%
Continuing contract teachers	50.0%	N/A	90.1%	88.2%
Teachers returning from previous year	N/A	N/A	88.5%	87.8%
Teacher attendance rate	N/R	N/R	95.2%	95.2%
Average teacher salary*	\$38,417	N/A	\$46,591	\$46,773
Classes not taught by highly qualified teachers	73.7%	Up from 41.4%	0.0%	0.0%
Professional development days/teacher	4.0 days	Down from 7.0 days	10.3 days	10.5 days
<b>School</b>				
Principal's years at school	1.5	Up from 1.0	4.0	4.0
Student-teacher ratio in core subjects	22.8 to 1	Up from 14.1 to 1	20.4 to 1	19.9 to 1
Prime instructional time	N/R	N/R	90.4%	90.4%
Opportunities in the arts	Poor	No Change	Good	Good
SACS accreditation	No	Down from Yes	Yes	Yes
Parents attending conferences	99.4%	Up from 92.9%	100.0%	100.0%
Character development program	Average	Down from Good	Excellent	Excellent
Dollars spent per pupil**	\$8,916	Down 0.7%	\$6,913	\$7,447
Percent of expenditures for instruction**	66.0%	Up from 59.4%	68.4%	68.4%
Percent of expenditures for teacher salaries**	53.0%	Down from 56.8%	65.9%	65.8%
% of AYP objectives met	84.6%	Down from 100.0%	93.5%	90.5%

\* Length of contract = 185+ days.

\*\* Prior year audited financial data available.

## EVALUATION RESULTS

	Teachers	Students*	Parents*
Number of surveys returned	N/A	N/A	N/A
Percent satisfied with learning environment	N/A	N/A	N/A
Percent satisfied with social and physical environment	N/A	N/A	N/A
Percent satisfied with school-home relations	N/A	N/A	N/A

\*Only students at the highest elementary school grade level at this school and their parents were included.

## REPORT OF PRINCIPAL AND SCHOOL IMPROVEMENT COUNCIL

The mission of Bridgewater Academy is to enable all students to exceed academic standards through direct, personal one-on-one instruction by providing an innovative rigorous academic program; and to provide a personalized, supportive learning community where teachers, parents, community members and students all partner together to promote a place where student achievement is celebrated, instruction is provided with passion and commitment, and value is given to the development of self discipline, honesty, integrity and respect.

"At Bridgewater Academy, all students are provided with a quality choice in free public education. We offer a challenging and engaging curriculum delivered to promote critical thinking skills in all students, innovative lessons with real world applications and creative methods to incite discovery, low pupil to teacher ratio to ensure personalized attention and build confidence.

Our students develop sound academic skills, sound study habits and qualities of character necessary to succeed in high school, college, and the competitive world. Each student is given the opportunity to achieve his or her full potential in a safe, supportive, loving environment preparing them for higher education, satisfying employment, and responsible citizenship. "

Comprehensive detail, including definitions of ratings, performance criteria, and explanations of status, is available on [www.ed.sc.gov](http://www.ed.sc.gov) and [www.eoc.sc.gov](http://www.eoc.sc.gov) as well as school and school district websites.

Printed versions are available from school districts upon request.

### Abbreviations Key

N/A Not Applicable N/AV Not Available N/C Not Collected N/R Not Reported I/S Insufficient Sample TBD To be determined

NI Newly Identified CSI Continuing School Improvement CA Corrective Action RP Plan to Restructure R Restructure DELAY School Improvement Status HOLD School Improvement Status