



SC Annual School Report Card Summary

BURGESS ELEMENTARY
 Horry
 Grades: PK-5
 Principal: Donna Hooks
 Superintendent: Dr. Cynthia Elsberry
 Board Chair: Will Garland

Enrollment: 592

PERFORMANCE

Comprehensive detail, including definitions of ratings, performance criteria, and explanations of status, is available on www.ed.sc.gov and www.eoc.sc.gov as well as school and school district websites. Printed versions are available from school districts upon request.

YEAR	ABSOLUTE RATING	GROWTH RATING	PALMETTO GOLD AND SILVER AWARD		AYP STATUS	NCLB IMPROVEMENT STATUS
			General Performance	Closing the Gap		
2011	Excellent	Excellent	TBD	TBD	Not Met	N/A
2010	Excellent	Excellent	Gold	Silver	Met	N/A
2009	Excellent	Good	Gold	N/A	Met	N/A

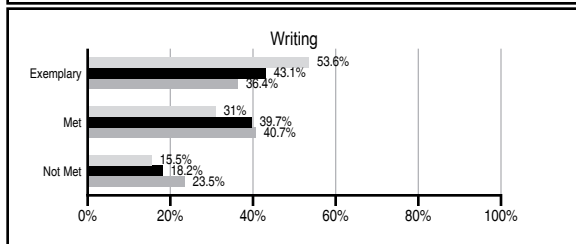
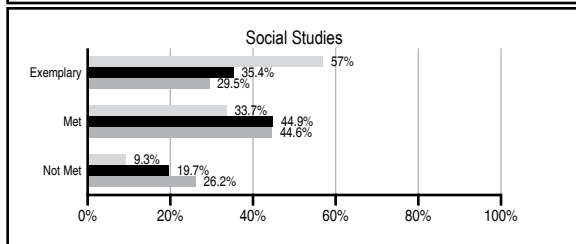
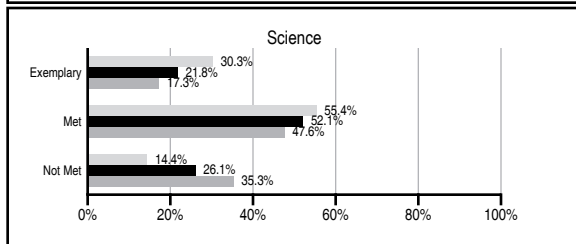
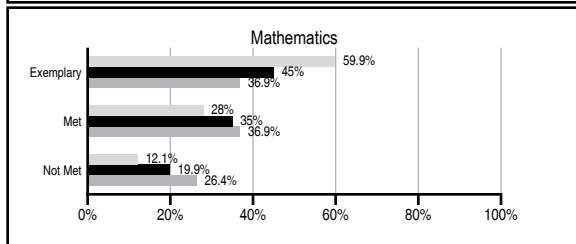
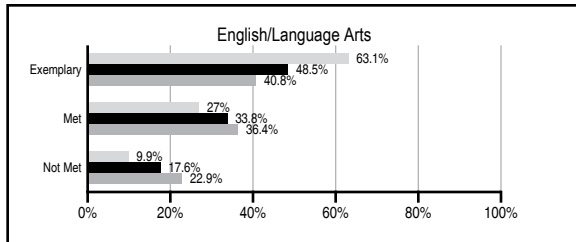
ABSOLUTE RATINGS OF ELEMENTARY SCHOOLS WITH STUDENTS LIKE OURS*

EXCELLENT	GOOD	AVERAGE	BELOW AVERAGE	AT-RISK
32	37	19	0	0

* Ratings are calculated with data available by 11/09/2011. Schools with Students Like Ours are Elementary Schools with Poverty Indices of no more than 5% above or below the index for this school.

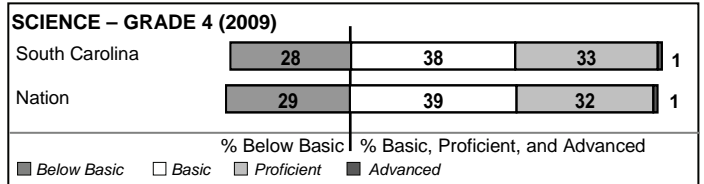

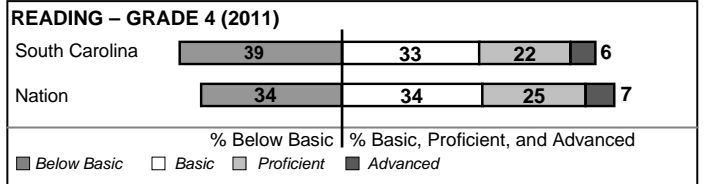
PASS PERFORMANCE

Our School
 Elementary Schools with Students Like Ours
 Elementary schools statewide



NAEP PERFORMANCE*

* Performance reported for SC and nation, data not available at school level. Percentages at NAEP Achievement Levels.



SC PERFORMANCE VISION

By 2020 all students will graduate with the knowledge and skills necessary to compete successfully in the global economy, participate in a democratic society and contribute positively as members of families and communities.

Abbreviations Key

N/A Not Applicable N/AV Not Available N/C Not Collected N/R Not Reported I/S Insufficient Sample TBD To be determined

NI Newly Identified CSI Continuing School Improvement CA Corrective Action RP Plan to Restructure R Restructure DELAY School Improvement Status HOLD School Improvement Status

BURGESS ELEMENTARY [Horry]

SCHOOL PROFILE

	Our School	Change from Last Year	Elementary Schools with Students Like Ours	Median Elementary School
Students (n=592)				
Retention rate	1.2%	Up from 0.3%	0.9%	1.1%
Attendance rate	95.5%	Down from 95.9%	96.2%	96.2%
Served by gifted and talented program	25.8%	Up from 21.2%	19.1%	13.4%
With disabilities other than speech	4.1%	Down from 10.2%	3.9%	4.1%
Older than usual for grade	0.3%	Up from 0.2%	0.2%	0.3%
Out-of-school suspensions or expulsions for violent and/or criminal offenses	0.2%	Up from 0.0%	0.0%	0.0%
Teachers (n=36)				
Teachers with advanced degrees	58.3%	Up from 52.8%	65.0%	62.5%
Continuing contract teachers	94.4%	Up from 88.9%	90.9%	88.2%
Teachers returning from previous year	86.4%	N/A	89.6%	87.8%
Teacher attendance rate	95.4%	Up from 95.3%	95.3%	95.2%
Average teacher salary*	\$45,572	Up 5.1%	\$48,010	\$46,773
Classes not taught by highly qualified teachers	0.0%	No Change	0.0%	0.0%
Professional development days/teacher	17.8 days	Up from 17.4 days	11.1 days	10.5 days
School				
Principal's years at school	4.0	Up from 3.0	5.0	4.0
Student-teacher ratio in core subjects	20.3 to 1	Down from 20.7 to 1	20.8 to 1	19.9 to 1
Prime instructional time	87.9%	Up from 87.7%	90.3%	90.4%
Opportunities in the arts	Good	No Change	Good	Good
SACS accreditation	Yes	No Change	Yes	Yes
Parents attending conferences	100.0%	Up from 99.9%	100.0%	100.0%
Character development program	Excellent	Up from Good	Excellent	Excellent
Dollars spent per pupil**	\$8,011	Up 1.7%	\$7,127	\$7,447
Percent of expenditures for instruction**	65.9%	Down from 66.0%	68.8%	68.4%
Percent of expenditures for teacher salaries**	61.7%	Up from 61.3%	66.3%	65.8%
% of AYP objectives met	95.2%	Down from 100.0%	95.2%	90.5%

* Length of contract = 185+ days.

** Prior year audited financial data available.

EVALUATION RESULTS

	Teachers	Students*	Parents*
Number of surveys returned	28	86	61
Percent satisfied with learning environment	100.0%	84.9%	95.0%
Percent satisfied with social and physical environment	96.4%	86.0%	89.7%
Percent satisfied with school-home relations	100.0%	82.6%	93.1%

*Only students at the highest elementary school grade level at this school and their parents were included.

REPORT OF PRINCIPAL AND SCHOOL IMPROVEMENT COUNCIL

What a wonderful year of celebrations we have had at Burgess Elementary School! We were awarded the Palmetto Gold Award for Outstanding Student Academic Performance and the Palmetto Silver Award for Closing Achievement Gaps in 2010-11. We were also a finalist for the Carolina First Palmetto's Finest Award. Margaret Bounds was selected as the SC History Teacher of the Year. Pam Petty was selected as our Teacher of the Year and was a top five finalist for Horry County Schools Teacher of the Year.

At Burgess Elementary we strive daily to move every student to higher levels of learning. With our use of DIBELS and MAP data, teacher observation, daily progress, and benchmark tests, we continually monitored each child, set and charted goals, and celebrated individual and school successes. Our students experienced differentiated instruction in classroom workstations across curriculum areas and hands-on outdoor classroom experiences in our Rain, Habitat, and Art Gardens. We preserved our community's rich history and featured interactive activities and exhibits in the Burgess Elementary School Museum. In recognition of this historical habitat, we received the SC Council for the Social Studies Program of Excellence Award.

Civic, personal, and social responsibilities are priorities at Burgess Elementary and were taught through classroom lessons, guidance activities, and a school-wide focus on lifeskills and lifelong guidelines. Each grade level participated in service learning opportunities, and we won Horry County Schools Service Learning Award at the elementary level. We received Carolina Recycling Association's School Recycling Program of the Year Award and DHEC's All Health Team Gold Award. We participated in Make-A-Wish, Cranes for Kids, the Helping Hand Canned Food Drive, Myrtle Beach Family Fun Run, March for Babies, and Jump Rope for Heart. After school clubs that encouraged creative interests included Student Council, Drama Club, Art Club, Walking Club, Archery Club, Garden Club, Cooking Club, and Technology Club.

The success of any school requires the support of an involved School Improvement Council, active PTO, faithful volunteers, and generous business partners. Our SIC led efforts to improve school grounds, decrease childhood obesity, enhance family involvement and increase fine arts opportunities and received the SC SIC Dick and Tunky Riley Award. This year's PTO sponsored many events and raised funds to purchase additional supplies and materials. Volunteers included parents, grandparents, and community members who served as Rockin' Readers, mentors and tutors, chaperoned study trips, and worked during other school-wide activities. Our business partners supplied student and staff incentives.

Our mission, in partnership with our community, is to provide a safe and nurturing learning habitat that develops lifelong leaders and learners as responsible members of society. Burgess Elementary School...simply the BEST!

Donna Hooks, Principal
Mark Mitchell, School Improvement Council Chair, 2010-2011

Comprehensive detail, including definitions of ratings, performance criteria, and explanations of status, is available on www.ed.sc.gov and www.eoc.sc.gov as well as school and school district websites.

Printed versions are available from school districts upon request.

Abbreviations Key

N/A Not Applicable N/AV Not Available N/C Not Collected N/R Not Reported I/S Insufficient Sample TBD To be determined
NI Newly Identified CSI Continuing School Improvement CA Corrective Action RP Plan to Restructure R Restructure DELAY School Improvement Status HOLD School Improvement Status