

SC Annual School Report Card Summary

OCEAN BAY ELEMENTARY

Horry

Grades: PK-5

Enrollment: 1,107

Principal: Nancy Ward

Superintendent: Dr. Cynthia Elsberry

Board Chair: Will Garland

PERFORMANCE

Comprehensive detail, including definitions of ratings, performance criteria, and explanations of status, is available on www.ed.sc.gov and www.eoc.sc.gov as well as school and school district websites. Printed versions are available from school districts upon request.

| YEAR | ABSOLUTE RATING | GROWTH RATING | PALMETTO GOLD AND SILVER AWARD | | AYP STATUS | NCLB IMPROVEMENT STATUS |
|------|-----------------|---------------|--------------------------------|-----------------|------------|-------------------------|
| | | | General Performance | Closing the Gap | | |
| 2011 | Excellent | Excellent | TBD | TBD | Not Met | N/A |
| 2010 | Excellent | Excellent | Gold | Gold | Met | N/A |
| 2009 | Excellent | Good | Gold | N/A | Met | N/A |

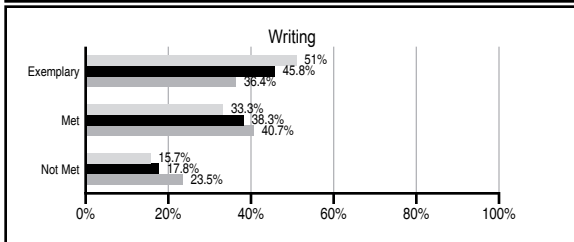
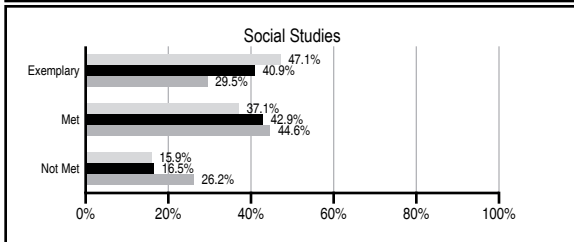
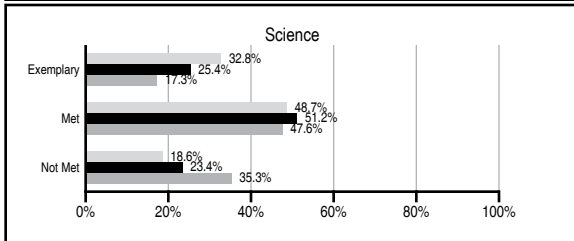
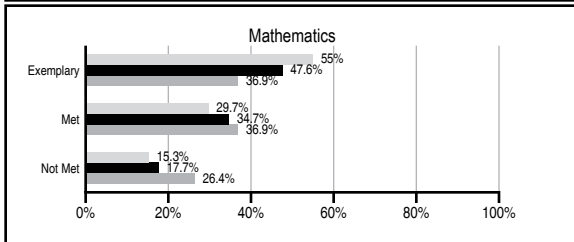
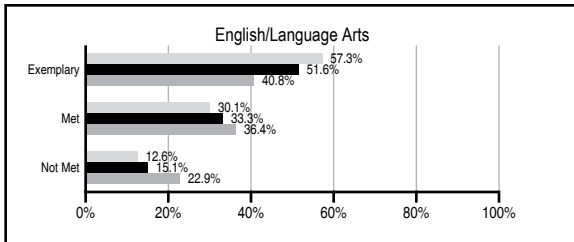
ABSOLUTE RATINGS OF ELEMENTARY SCHOOLS WITH STUDENTS LIKE OURS*

| EXCELLENT | GOOD | AVERAGE | BELOW AVERAGE | AT-RISK |
|-----------|------|---------|---------------|---------|
| 33 | 20 | 3 | 2 | 0 |

* Ratings are calculated with data available by 11/09/2011. Schools with Students Like Ours are Elementary Schools with Poverty Indices of no more than 5% above or below the index for this school.




PASS PERFORMANCE

Our School
 Elementary Schools with Students Like Ours
 Elementary schools statewide



NAEP PERFORMANCE*

* Performance reported for SC and nation, data not available at school level. Percentages at NAEP Achievement Levels.



SC PERFORMANCE VISION

By 2020 all students will graduate with the knowledge and skills necessary to compete successfully in the global economy, participate in a democratic society and contribute positively as members of families and communities.

Abbreviations Key

N/A Not Applicable N/AV Not Available N/C Not Collected N/R Not Reported I/S Insufficient Sample TBD To be determined

NI Newly Identified CSI Continuing School Improvement CA Corrective Action RP Plan to Restructure R Restructure DELAY School Improvement Status HOLD School Improvement Status

OCEAN BAY ELEMENTARY [Horry]

SCHOOL PROFILE

| | Our School | Change from Last Year | Elementary Schools with Students Like Ours | Median Elementary School |
|--|------------|-----------------------|--|--------------------------|
| Students (n=1,107) | | | | |
| Retention rate | 1.4% | Up from 1.1% | 0.8% | 1.1% |
| Attendance rate | 95.2% | No Change | 96.5% | 96.2% |
| Served by gifted and talented program | 26.5% | Up from 23.3% | 21.2% | 13.4% |
| With disabilities other than speech | 4.8% | Down from 8.2% | 3.9% | 4.1% |
| Older than usual for grade | 0.5% | Down from 0.7% | 0.2% | 0.3% |
| Out-of-school suspensions or expulsions for violent and/or criminal offenses | 0.2% | Down from 0.5% | 0.0% | 0.0% |
| Teachers (n=68) | | | | |
| Teachers with advanced degrees | 48.5% | Down from 51.7% | 64.8% | 62.5% |
| Continuing contract teachers | 88.2% | Up from 83.3% | 89.5% | 88.2% |
| Teachers returning from previous year | 86.3% | Down from 87.8% | 88.5% | 87.8% |
| Teacher attendance rate | 94.9% | Up from 93.4% | 95.3% | 95.2% |
| Average teacher salary* | \$48,678 | Up 4.5% | \$48,426 | \$46,773 |
| Classes not taught by highly qualified teachers | 2.6% | Up from 1.4% | 0.0% | 0.0% |
| Professional development days/teacher | 17.2 days | Up from 15.9 days | 9.6 days | 10.5 days |
| School | | | | |
| Principal's years at school | 4.0 | Up from 3.0 | 4.0 | 4.0 |
| Student-teacher ratio in core subjects | 22.0 to 1 | Up from 19.5 to 1 | 20.6 to 1 | 19.9 to 1 |
| Prime instructional time | 88.3% | Up from 85.8% | 91.2% | 90.4% |
| Opportunities in the arts | Good | No Change | Good | Good |
| SACS accreditation | Yes | No Change | Yes | Yes |
| Parents attending conferences | 99.8% | Up from 93.3% | 100.0% | 100.0% |
| Character development program | Excellent | Up from Good | Excellent | Excellent |
| Dollars spent per pupil** | \$7,475 | Down 3.9% | \$6,923 | \$7,447 |
| Percent of expenditures for instruction** | 68.6% | Up from 67.7% | 70.3% | 68.4% |
| Percent of expenditures for teacher salaries** | 64.3% | Up from 62.4% | 68.9% | 65.8% |
| % of AYP objectives met | 85.7% | Down from 100.0% | 95.2% | 90.5% |

* Length of contract = 185+ days.

** Prior year audited financial data available.

EVALUATION RESULTS

| | Teachers | Students* | Parents* |
|--|----------|-----------|----------|
| Number of surveys returned | 63 | 187 | 123 |
| Percent satisfied with learning environment | 98.4% | 90.4% | 84.4% |
| Percent satisfied with social and physical environment | 100.0% | 85.9% | 82.6% |
| Percent satisfied with school-home relations | 98.4% | 91.3% | 81.3% |

*Only students at the highest elementary school grade level at this school and their parents were included.

Comprehensive detail, including definitions of ratings, performance criteria, and explanations of status, is available on www.ed.sc.gov and www.eoc.sc.gov as well as school and school district websites.

Printed versions are available from school districts upon request.

REPORT OF PRINCIPAL AND SCHOOL IMPROVEMENT COUNCIL

OBE turned five years old this school year! Our enrollment surpassed 1100 students and reached our highest enrollment of 1114 students at the end of year! OBE full-time staff includes 75 certified professional staff, 25 instructional support staff, and seven administrative support staff members. In addition, we have four part-time intervention specialists, three itinerant specialists, and numerous parent volunteers who provide instructional support!

The district technology initiative equipped our remaining instructional spaces with Smart Boards. This has allowed all classrooms to have access to a Smart Board for instruction this year. The PTO sponsored several family events during the year – Hawaiian Family Luau to kick off the year, First Annual Monster Mash in October, OBE Faculty Follies and Basket Auction in February, and annual field days for students at the end of the year. The SIC continues the effort to engage and inform our parents as learning partners. Activities included a New Parent Night in September to address questions and concerns of parents who are new to our school, “OBE Parent University” workshops during the month of October to introduce parents to the instructional curricular programs and academic expectations so that they can support their children’s academic growth, and Parent Conference Week in November to encourage all parents to establish a learning partnership with the school. Also, the Ocean Bay Elementary and Middle School SIC’s co-sponsored an Internet Safety workshop for parents.

Our Grade 3 teachers implemented a new core reading program to extend the literacy curriculum initiated last school year. Teachers developed and provided literacy-based work stations to support their students in developing their individual reading skills. Teachers also provided small group targeted instruction in math. Students participated in daily problem solving and hands-on math activities in addition to the Everyday Math instruction. Elementary students enhanced their content knowledge in Social Studies and Science through note-taking and content immersion days. The OBE Technology club participated in the second annual HCS Technology Fair receiving 1st, 2nd and 3rd place awards. Students also participated in many extra-curricular activities – Art Club, Family Art Night and OBE Art Show, OBE Troupe which included all of our drumming performance teams, our choral group and our drama team, Good News Club, and Myrtle Beach Family Fun Run. We started two new student clubs for our elementary students – Yearbook Club which created our first student-published yearbook and the Civic Club which sponsored a year-end field study to Washington, D.C. for its members as a culmination to a semester study of citizenship and government. Our Media Specialist offered several reading programs for our students during the year to promote the love of reading. We celebrated reading goals each semester with school-wide reading days.

Ocean Bay Elementary was again recognized by the state with the Palmetto Gold Award for academic achievement and recognized for the first time with the Palmetto Gold Award for closing the achievement gap!

Nancy Ward, Principal
Nils Rauhut, SIC Chairperson

Abbreviations Key

N/A Not Applicable N/AV Not Available N/C Not Collected N/R Not Reported I/S Insufficient Sample TBD To be determined

NI Newly Identified CSI Continuing School Improvement CA Corrective Action RP Plan to Restructure R Restructure DELAY School Improvement Status HOLD School Improvement Status