



# SC Annual School Report Card Summary

**SOCASSEE ELEMENTARY**  
**Horry**  
**Grades: PK-5**  
**Principal: Deb Colliver**  
**Superintendent: Dr. Cynthia Elsberry**  
**Board Chair: Will Garland**

**Enrollment: 685**

## PERFORMANCE

Comprehensive detail, including definitions of ratings, performance criteria, and explanations of status, is available on [www.ed.sc.gov](http://www.ed.sc.gov) and [www.eoc.sc.gov](http://www.eoc.sc.gov) as well as school and school district websites. Printed versions are available from school districts upon request.

YEAR	ABSOLUTE RATING	GROWTH RATING	PALMETTO GOLD AND SILVER AWARD		AYP STATUS	NCLB IMPROVEMENT STATUS
			General Performance	Closing the Gap		
2011	Excellent	Excellent	TBD	TBD	Not Met	N/A
2010	Excellent	Excellent	Gold	Silver	Met	N/A
2009	Average	Average	N/A	N/A	Not Met	N/A

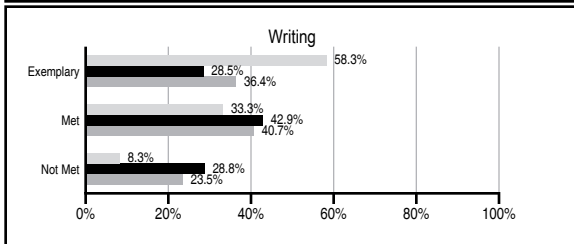
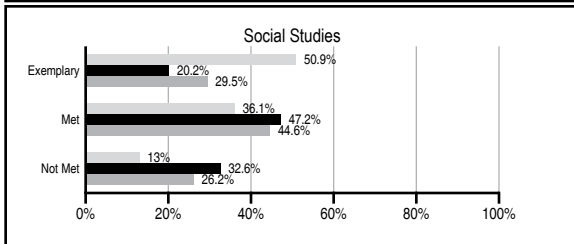
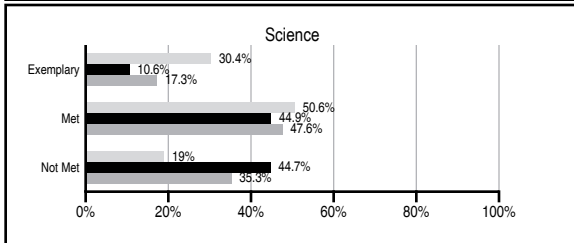
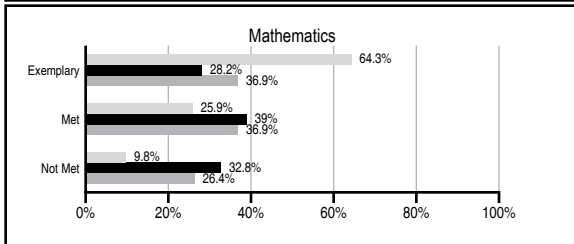
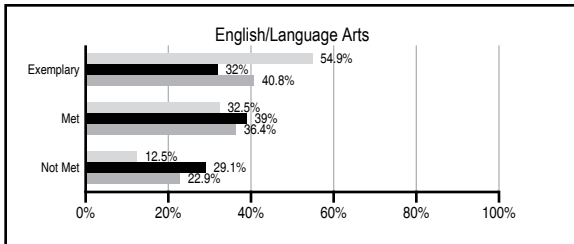
## ABSOLUTE RATINGS OF ELEMENTARY SCHOOLS WITH STUDENTS LIKE OURS\*

EXCELLENT	GOOD	AVERAGE	BELOW AVERAGE	AT-RISK
6	11	97	22	5

\* Ratings are calculated with data available by 11/09/2011. Schools with Students Like Ours are Elementary Schools with Poverty Indices of no more than 5% above or below the index for this school.



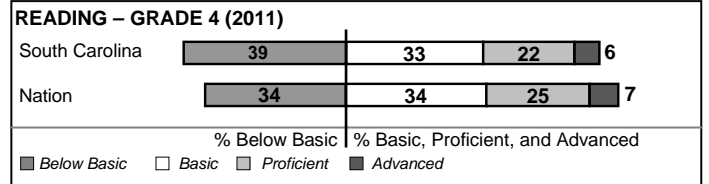
## PASS PERFORMANCE

Our School
  Elementary Schools with Students Like Ours
  Elementary schools statewide



## NAEP PERFORMANCE\*

\* Performance reported for SC and nation, data not available at school level. Percentages at NAEP Achievement Levels.



## SC PERFORMANCE VISION

*By 2020 all students will graduate with the knowledge and skills necessary to compete successfully in the global economy, participate in a democratic society and contribute positively as members of families and communities.*

### Abbreviations Key

N/A Not Applicable N/AV Not Available N/C Not Collected N/R Not Reported I/S Insufficient Sample TBD To be determined

NI Newly Identified CSI Continuing School Improvement CA Corrective Action RP Plan to Restructure R Restructure DELAY School Improvement Status HOLD School Improvement Status

# SOCASTEE ELEMENTARY [Horry]

## SCHOOL PROFILE

	Our School	Change from Last Year	Elementary Schools with Students Like Ours	Median Elementary School
<b>Students (n=685)</b>				
Retention rate	3.0%	Up from 2.4%	1.5%	1.1%
Attendance rate	95.3%	Down from 95.4%	95.9%	96.2%
Served by gifted and talented program	16.9%	Up from 14.6%	8.6%	13.4%
With disabilities other than speech	4.3%	Down from 9.8%	4.5%	4.1%
Older than usual for grade	0.3%	Down from 0.4%	0.5%	0.3%
Out-of-school suspensions or expulsions for violent and/or criminal offenses	0.6%	No Change	0.0%	0.0%
<b>Teachers (n=44)</b>				
Teachers with advanced degrees	61.4%	Up from 58.1%	61.4%	62.5%
Continuing contract teachers	86.4%	Up from 86.0%	85.7%	88.2%
Teachers returning from previous year	90.6%	Up from 89.0%	86.3%	87.8%
Teacher attendance rate	95.8%	Up from 93.9%	95.1%	95.2%
Average teacher salary*	\$50,806	Up 4.4%	\$45,838	\$46,773
Classes not taught by highly qualified teachers	0.0%	No Change	0.0%	0.0%
Professional development days/teacher	28.1 days	Up from 23.6 days	10.0 days	10.5 days
<b>School</b>				
Principal's years at school	2.0	Up from 1.0	4.0	4.0
Student-teacher ratio in core subjects	19.4 to 1	Down from 22.1 to 1	18.3 to 1	19.9 to 1
Prime instructional time	88.5%	Up from 86.7%	90.0%	90.4%
Opportunities in the arts	Good	No Change	Good	Good
SACS accreditation	Yes	No Change	Yes	Yes
Parents attending conferences	100.0%	No Change	100.0%	100.0%
Character development program	Excellent	No Change	Excellent	Excellent
Dollars spent per pupil**	\$9,037	Up 3.6%	\$7,815	\$7,447
Percent of expenditures for instruction**	68.3%	Up from 66.5%	67.7%	68.4%
Percent of expenditures for teacher salaries**	60.9%	Down from 61.1%	64.6%	65.8%
% of AYP objectives met	93.1%	Down from 100.0%	85.7%	90.5%

\* Length of contract = 185+ days.

\*\* Prior year audited financial data available.

## EVALUATION RESULTS

	Teachers	Students*	Parents*
Number of surveys returned	42	95	64
Percent satisfied with learning environment	97.6%	100.0%	93.8%
Percent satisfied with social and physical environment	100.0%	98.9%	91.9%
Percent satisfied with school-home relations	97.6%	97.9%	98.4%

\*Only students at the highest elementary school grade level at this school and their parents were included.

## REPORT OF PRINCIPAL AND SCHOOL IMPROVEMENT COUNCIL

Socastee Elementary had another busy and rewarding 2010-11 school year. We started the new year with school wide class meetings for parents, as we continued activities that involved parents through our parenting program. Our third grade students went to Ft. Sumter, our fourth grade had a step back into Colonial times, as our Fifth graders spent three days at Camp Kate. We had Diamond Dell, the Children's Museum, a Table Manner Day, along with many more activities and celebrations. We continued to emphasize and model lifeskills throughout our curriculum and day in having high expectations for children in being good citizens. Students, parents, and the community raised money for: The Polar Plunge, March of Dimes and American Heart Association Jump Rope for Heart. Computer assistance was offered in math and ELA, along with Homework helper time each morning. We added an additional technology lab which now gives us three labs to use daily for all grade levels. Our Title One funds supported an instructional coach, reading recovery, interventionists, parent workshops, and site visits from consultants for our staff.

Kindergarten assistants and interventionists worked with students in small groups to improve student literacy skills with BURST interventions. Students received instruction on their level in reading and math focus groups. Planning and instruction was based around the data from MAP (Measuring Academic Progress, DRA2, Dibels, student work and responses. Teacher, administration, and student conferences were held throughout the year to determine student achievement goals and assess the progress toward those goals. The dedication and commitment of the Socastee teachers and staff provided for a productive year.

PTO sponsored a successful fundraiser, family events, and student reward programs. PTO also purchased a piece of playground equipment, and sponsored family movie nights. Spring Fling, Choral Presentations, and 3rd, 4th, and 5th grade year end celebrations were other events that PTO sponsored.

Community support came in generous gifts from the "Caring for Kids" organization on a weekly basis. Along with a \$750 grant from Sam's. Many other community businesses provided rewards to students in the form of coupons and certificates for achievement and attendance. Many hours of volunteers' time were logged by helping students with academic and character development. We worked closely with Coastal Carolina University to sponsor mentors in grades K-5 and with Socastee High School.

We continue to strive everyday to provide students with a stable quality environment where students can achieve his or her potential.

Deb Colliver, Principal, 2010-2011  
Terry Perito, SIC Chairperson, 2010-2011

Comprehensive detail, including definitions of ratings, performance criteria, and explanations of status, is available on [www.ed.sc.gov](http://www.ed.sc.gov) and [www.eoc.sc.gov](http://www.eoc.sc.gov) as well as school and school district websites.

Printed versions are available from school districts upon request.

### Abbreviations Key

N/A Not Applicable N/AV Not Available N/C Not Collected N/R Not Reported I/S Insufficient Sample TBD To be determined

NI Newly Identified CSI Continuing School Improvement CA Corrective Action RP Plan to Restructure R Restructure DELAY School Improvement Status HOLD School Improvement Status