



# SC Annual School Report Card Summary

**MYRTLE BEACH INTERMEDIATE**  
**Horry**  
**Grades: 4-5** Enrollment: 657  
**Principal: Dana Penick**  
**Superintendent: Dr. Cynthia Elsberry**  
**Board Chair: Will Garland**

## PERFORMANCE

Comprehensive detail, including definitions of ratings, performance criteria, and explanations of status, is available on [www.ed.sc.gov](http://www.ed.sc.gov) and [www.eoc.sc.gov](http://www.eoc.sc.gov) as well as school and school district websites. Printed versions are available from school districts upon request.

YEAR	ABSOLUTE RATING	GROWTH RATING	PALMETTO GOLD AND SILVER AWARD		AYP STATUS	NCLB IMPROVEMENT STATUS
			General Performance	Closing the Gap		
2011	Average	Average	TBD	TBD	Not Met	N/A
2010	Average	Average	N/A	N/A	Not Met	N/A
2009	Average	Average	N/A	N/A	Met	N/A

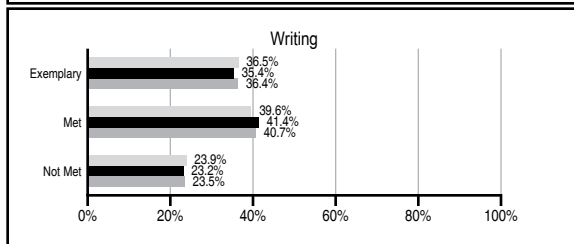
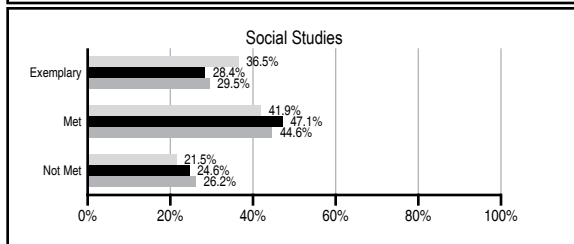
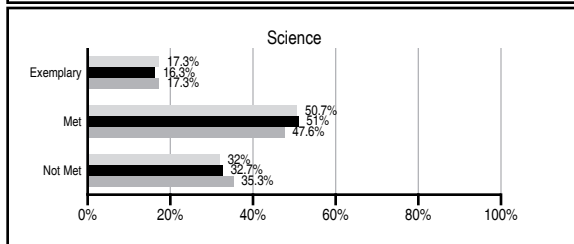
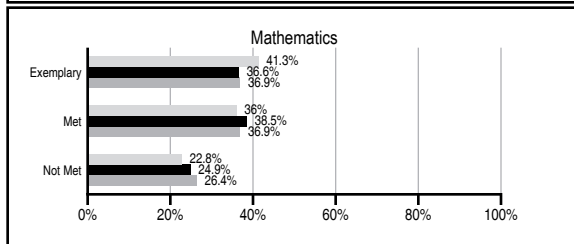
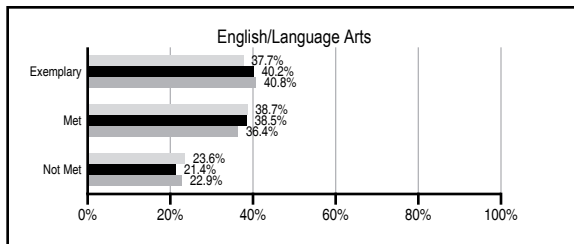
## ABSOLUTE RATINGS OF ELEMENTARY SCHOOLS WITH STUDENTS LIKE OURS\*

EXCELLENT	GOOD	AVERAGE	BELOW AVERAGE	AT-RISK
16	36	68	3	0

\* Ratings are calculated with data available by 11/09/2011. Schools with Students Like Ours are Elementary Schools with Poverty Indices of no more than 5% above or below the index for this school.

## PASS PERFORMANCE

Our School
  Elementary Schools with Students Like Ours
  Elementary schools statewide



## NAEP PERFORMANCE\*

\* Performance reported for SC and nation, data not available at school level. Percentages at NAEP Achievement Levels.



## SC PERFORMANCE VISION

*By 2020 all students will graduate with the knowledge and skills necessary to compete successfully in the global economy, participate in a democratic society and contribute positively as members of families and communities.*

### Abbreviations Key

N/A Not Applicable N/AV Not Available N/C Not Collected N/R Not Reported I/S Insufficient Sample TBD To be determined

NI Newly Identified CSI Continuing School Improvement CA Corrective Action RP Plan to Restructure R Restructure DELAY School Improvement Status HOLD School Improvement Status

# MYRTLE BEACH INTERMEDIATE [Horry]

## SCHOOL PROFILE

	Our School	Change from Last Year	Elementary Schools with Students Like Ours	Median Elementary School
<b>Students (n=657)</b>				
Retention rate	0.9%	Up from 0.2%	1.2%	1.1%
Attendance rate	96.8%	Up from 96.2%	96.0%	96.2%
Served by gifted and talented program	17.9%	Up from 17.8%	13.9%	13.4%
With disabilities other than speech	13.1%	Down from 17.6%	5.2%	4.1%
Older than usual for grade	0.9%	Up from 0.7%	0.2%	0.3%
Out-of-school suspensions or expulsions for violent and/or criminal offenses	0.0%	Down from 1.5%	0.0%	0.0%
<b>Teachers (n=38)</b>				
Teachers with advanced degrees	44.7%	Up from 44.4%	60.9%	62.5%
Continuing contract teachers	73.7%	Down from 75.0%	90.2%	88.2%
Teachers returning from previous year	88.6%	Up from 86.1%	88.3%	87.8%
Teacher attendance rate	95.0%	Down from 96.6%	95.1%	95.2%
Average teacher salary*	\$50,604	Up 2.6%	\$46,767	\$46,773
Classes not taught by highly qualified teachers	2.4%	Up from 0.0%	0.0%	0.0%
Professional development days/teacher	15.5 days	Up from 9.3 days	10.5 days	10.5 days
<b>School</b>				
Principal's years at school	1.0	Down from 4.0	4.0	4.0
Student-teacher ratio in core subjects	23.9 to 1	Up from 20.5 to 1	20.0 to 1	19.9 to 1
Prime instructional time	89.7%	Down from 92.5%	90.2%	90.4%
Opportunities in the arts	Good	No Change	Good	Good
SACS accreditation	Yes	No Change	Yes	Yes
Parents attending conferences	99.7%	Down from 100.0%	100.0%	100.0%
Character development program	Good	No Change	Excellent	Excellent
Dollars spent per pupil**	\$8,235	Down 11.5%	\$7,228	\$7,447
Percent of expenditures for instruction**	65.8%	Down from 68.1%	68.1%	68.4%
Percent of expenditures for teacher salaries**	62.4%	Up from 62.3%	66.1%	65.8%
% of AYP objectives met	86.2%	Down from 96.6%	92.3%	90.5%

\* Length of contract = 185+ days.

\*\* Prior year audited financial data available.

## EVALUATION RESULTS

	Teachers	Students*	Parents*
Number of surveys returned	45	301	194
Percent satisfied with learning environment	71.1%	93.6%	91.4%
Percent satisfied with social and physical environment	75.6%	91.7%	88.4%
Percent satisfied with school-home relations	75.0%	95.3%	88.2%

\*Only students at the highest elementary school grade level at this school and their parents were included.

Comprehensive detail, including definitions of ratings, performance criteria, and explanations of status, is available on [www.ed.sc.gov](http://www.ed.sc.gov) and [www.eoc.sc.gov](http://www.eoc.sc.gov) as well as school and school district websites.

Printed versions are available from school districts upon request.

## REPORT OF PRINCIPAL AND SCHOOL IMPROVEMENT COUNCIL

Celebrating a World of Learning is the motto that encompasses the vision of Myrtle Beach Intermediate School. MBI is located along the coast in Horry County and serves over 700 diverse students in grades four and five. Over twenty-nine countries are represented among our student population. Our mascot is proudly known as the Seahawk. Our students show their pride with the colors: green and gold.

The mission of MBI is to be a true community of learners demonstrating respect and pride in all that we do, academically and socially. The academic strategies put in place for our students exude pride. These strategies include, but are not limited to: Skill Data Tracking, Accelerated Reader, ORF Tracking, Workstations, Data Tracking, Conferences, and, Goal Setting. Our students take ownership of their learning by using data notebooks to collect and analyze their personal data to set personal and academic goals throughout the year. These notebooks are used during parent conferences and allow our children to reflect on the successes they have accomplished throughout the year. Our pride is also demonstrated socially through the service learning projects our students did complete during the school year. These projects included raising funds for: March of Dimes, Muscular Dystrophy Association, Veteran's Day-VFW, Autistic Foundation, and the Student Outreach. Our student council also volunteered their time with the soup kitchen, can food drive, beach sweep, and the Grand Strand Humane Society.

Our teachers use diagnostic data to make informed instructional decisions and differentiate learning opportunities for all students. This data supports programs available to our students. These programs include intervention programs such as Voyager, Number Worlds and accelerated programs, such as Pre-Algebra classes.

The staff of MBI collaborates on a weekly basis to plan and share best practices in the classroom. These meetings allow teachers to have open conversation and explanatory dialogue among one another. In return, this open communication enhances classroom instruction to better meet the needs of all learners.

The efforts of students, parents, and staff do not go unnoticed. Success is celebrated all throughout the year. Our school has participated in various celebrations and events such as: Smile Day, 50 & 70s Day, Dickens Play, Beach Read, Multicultural Performance, Leadership Premier, 5th Grade Yard Sale, Red Carpet Premiere, Colonial Day, Talking Trash, Compliment Puzzle System, Palmetto Express-R Card Store, Zumba Party, Fieldtrips, Gardening Program, Mentor Program, Book Fairs, Original Art Display, Red Ribbon Week, International Night, Technology Fair, and a Valentine Carnival.

First and foremost, the heart of MBI is our children. Our efforts are to ensure the growth and learning of each individual student. At MBI, we are truly celebrating a world of learning!

Dana Penick, Principal  
Tracy Graham, School Improvement Chairperson, 2010-11

### Abbreviations Key

N/A Not Applicable N/AV Not Available N/C Not Collected N/R Not Reported I/S Insufficient Sample TBD To be determined

NI Newly Identified CSI Continuing School Improvement CA Corrective Action RP Plan to Restructure R Restructure DELAY School Improvement Status HOLD School Improvement Status