



# SC Annual School Report Card Summary

**SEASIDE ELEMENTARY**  
**Horry**

**Grades: PK-5**

**Enrollment: 709**

**Principal: Elizabeth S. Selander**

**Superintendent: Dr. Cynthia Elsberry**

**Board Chair: Will Garland**

## PERFORMANCE

Comprehensive detail, including definitions of ratings, performance criteria, and explanations of status, is available on [www.ed.sc.gov](http://www.ed.sc.gov) and [www.eoc.sc.gov](http://www.eoc.sc.gov) as well as school and school district websites. Printed versions are available from school districts upon request.

YEAR	ABSOLUTE RATING	GROWTH RATING	PALMETTO GOLD AND SILVER AWARD		AYP STATUS	NCLB IMPROVEMENT STATUS
			General Performance	Closing the Gap		
2011	Excellent	Excellent	TBD	TBD	Not Met	N/A
2010	Excellent	Excellent	Gold	Gold	Met	N/A
2009	Excellent	Good	Gold	Silver	Met	N/A

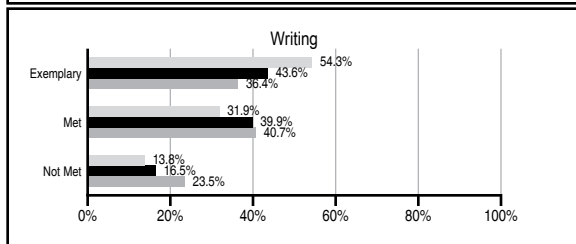
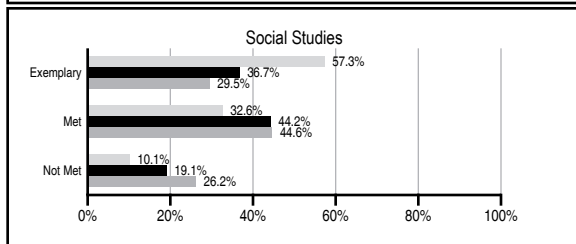
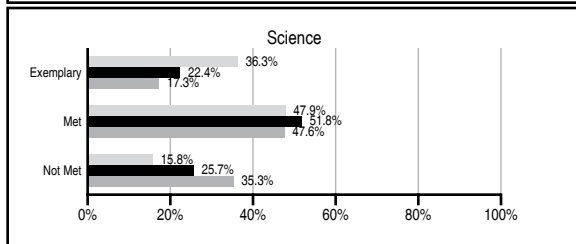
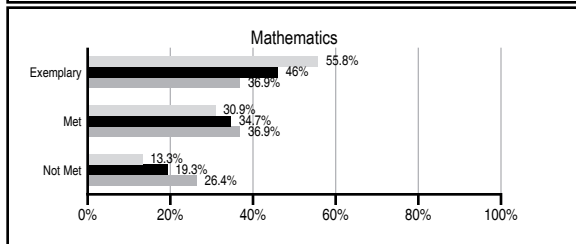
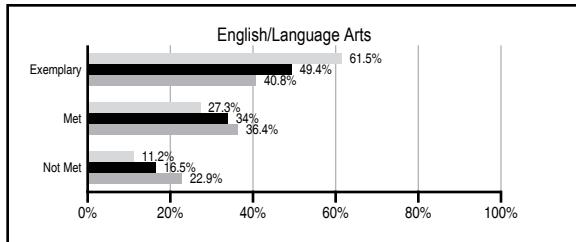
## ABSOLUTE RATINGS OF ELEMENTARY SCHOOLS WITH STUDENTS LIKE OURS\*

EXCELLENT	GOOD	AVERAGE	BELOW AVERAGE	AT-RISK
32	34	15	0	0

\* Ratings are calculated with data available by 11/09/2011. Schools with Students Like Ours are Elementary Schools with Poverty Indices of no more than 5% above or below the index for this school.

## PASS PERFORMANCE

Our School
  Elementary Schools with Students Like Ours
  Elementary schools statewide



## NAEP PERFORMANCE\*

\* Performance reported for SC and nation, data not available at school level. Percentages at NAEP Achievement Levels.



## SC PERFORMANCE VISION

*By 2020 all students will graduate with the knowledge and skills necessary to compete successfully in the global economy, participate in a democratic society and contribute positively as members of families and communities.*

### Abbreviations Key

N/A Not Applicable N/AV Not Available N/C Not Collected N/R Not Reported I/S Insufficient Sample TBD To be determined

NI Newly Identified CSI Continuing School Improvement CA Corrective Action RP Plan to Restructure R Restructure DELAY School Improvement Status HOLD School Improvement Status

# SEASIDE ELEMENTARY [Horry]

## SCHOOL PROFILE

	Our School	Change from Last Year	Elementary Schools with Students Like Ours	Median Elementary School
<b>Students (n=709)</b>				
Retention rate	0.9%	Down from 2.1%	0.9%	1.1%
Attendance rate	94.7%	Down from 95.5%	96.2%	96.2%
Served by gifted and talented program	25.2%	Up from 24.4%	20.3%	13.4%
With disabilities other than speech	8.0%	Down from 11.0%	3.6%	4.1%
Older than usual for grade	0.0%	Down from 0.4%	0.2%	0.3%
Out-of-school suspensions or expulsions for violent and/or criminal offenses	0.0%	No Change	0.0%	0.0%
<b>Teachers (n=45)</b>				
Teachers with advanced degrees	66.7%	No Change	65.9%	62.5%
Continuing contract teachers	100.0%	No Change	90.6%	88.2%
Teachers returning from previous year	95.5%	Up from 93.2%	90.2%	87.8%
Teacher attendance rate	95.7%	Up from 92.7%	95.0%	95.2%
Average teacher salary*	\$54,207	Up 3.8%	\$48,107	\$46,773
Classes not taught by highly qualified teachers	0.0%	No Change	0.0%	0.0%
Professional development days/teacher	16.0 days	Down from 18.7 days	11.0 days	10.5 days
<b>School</b>				
Principal's years at school	8.0	Up from 7.0	5.0	4.0
Student-teacher ratio in core subjects	22.4 to 1	Up from 21.2 to 1	20.8 to 1	19.9 to 1
Prime instructional time	88.4%	Up from 87.1%	90.3%	90.4%
Opportunities in the arts	Good	No Change	Good	Good
SACS accreditation	Yes	No Change	Yes	Yes
Parents attending conferences	100.0%	Up from 14.9%	100.0%	100.0%
Character development program	Excellent	No Change	Excellent	Excellent
Dollars spent per pupil**	\$8,104	Down 5.2%	\$7,127	\$7,447
Percent of expenditures for instruction**	70.6%	Up from 69.2%	68.8%	68.4%
Percent of expenditures for teacher salaries**	66.6%	Up from 65.3%	66.6%	65.8%
% of AYP objectives met	94.1%	Down from 100.0%	94.7%	90.5%

\* Length of contract = 185+ days.

\*\* Prior year audited financial data available.

## EVALUATION RESULTS

	Teachers	Students*	Parents*
Number of surveys returned	44	113	61
Percent satisfied with learning environment	83.7%	86.7%	95.1%
Percent satisfied with social and physical environment	97.7%	80.2%	100.0%
Percent satisfied with school-home relations	84.1%	85.7%	96.7%

\*Only students at the highest elementary school grade level at this school and their parents were included.

## REPORT OF PRINCIPAL AND SCHOOL IMPROVEMENT COUNCIL

"Together Everyone Achieves More" was the theme for Seaside Elementary School during the 2010-2011 school year. As a TEAM, the students, staff, and parents worked together to achieve our goal of fostering successful life-long learners. We continue to raise the bar to meet the academic levels and needs of our students. The efforts of all were reflected in the improvement shown by our students' performance on district and state assessments. As a result, we were recognized by the State Department of Education with the Gold Award for Student Performance, we met all 17 objectives for Adequate Yearly Progress, and the Education Oversight Committee recognized Seaside Elementary with the Gold Award as one of the schools that was "closing the gap" between the performance of students who are from all economic levels.

The use of diagnostic assessments continues to help teachers differentiate their instruction for students in all grades. DIBELS information guided instruction for kindergarten and first grade students and the MAP assessment supported differentiation for students in grades two through five. Small group interventions were provided to the students throughout the school day in reading, math, and writing. A core reading program was implemented in grades Pre-K-3. The use of workstations continued to support our reading instruction. To accelerate mathematical problem solving skills, selected students in grades 3-5 participated in the Mentoring Mathematical Minds program. Leveled instruction in math was also provided for students in grades 3-5. Selected fifth grade students participated in the Math Olympiad program and an on-line pre-algebra program.

Many extensive activities were planned to support student learning in all grade levels at Seaside. The PTO sponsored twice monthly Family Reading Nights where parents and students read books together, took Accelerated Reader tests, and used the computers for research, reinforcement or enrichment. Students were selected to provide leadership in our school through our Junior Safety Patrol and Spirit Team programs. Our fourth and fifth grade chorus performed concerts in our school and in our community.

To enhance our students' understanding of community and school interactions, all classes were involved in Junior Achievement. Sixty fifth grade students participated in our Junior Lifeguard Program. Students also participated in many service-learning projects including the Family Fun Run, Relay for Life, Fostering Hope, a Thanksgiving Food Drive, Jump Rope for Heart and a school-wide Recycling program.

Throughout the school year, staff members met to plan and exchange ideas to improve classroom instruction and implement district initiatives. All of our teachers were involved in professional development which helped us meet the diverse needs of our students.

Beth Selander, Principal, 2010-2011  
Debbie Leonard, School Improvement Chairperson, 2010-2011

Comprehensive detail, including definitions of ratings, performance criteria, and explanations of status, is available on [www.ed.sc.gov](http://www.ed.sc.gov) and [www.eoc.sc.gov](http://www.eoc.sc.gov) as well as school and school district websites.

Printed versions are available from school districts upon request.

### Abbreviations Key

N/A Not Applicable N/AV Not Available N/C Not Collected N/R Not Reported I/S Insufficient Sample TBD To be determined

NI Newly Identified CSI Continuing School Improvement CA Corrective Action RP Plan to Restructure R Restructure DELAY School Improvement Status HOLD School Improvement Status