



SC Annual School Report Card Summary

CAROLINA FOREST ELEMENTARY
Horry
Grades: PK-5 **Enrollment: 1,004**
Principal: Melissa Spearman
Superintendent: Dr. Cynthia Elsberry
Board Chair: Will Garland

PERFORMANCE

Comprehensive detail, including definitions of ratings, performance criteria, and explanations of status, is available on www.ed.sc.gov and www.eoc.sc.gov as well as school and school district websites. Printed versions are available from school districts upon request.

YEAR	ABSOLUTE RATING	GROWTH RATING	PALMETTO GOLD AND SILVER AWARD		AYP STATUS	NCLB IMPROVEMENT STATUS
			General Performance	Closing the Gap		
2011	Excellent	Excellent	TBD	TBD	Not Met	N/A
2010	Excellent	Excellent	Gold	Gold	Met	N/A
2009	Excellent	Good	Gold	Gold	Met	N/A

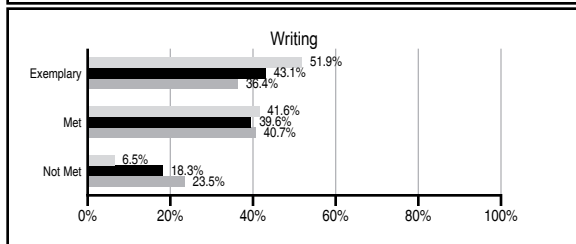
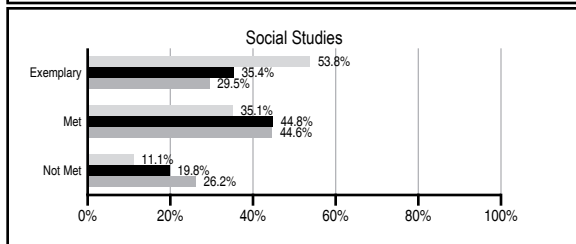
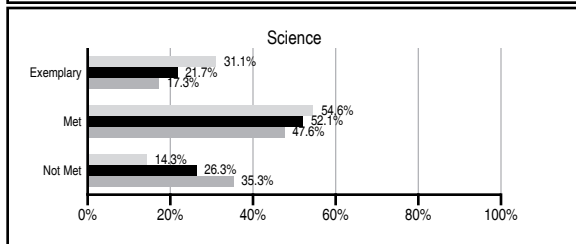
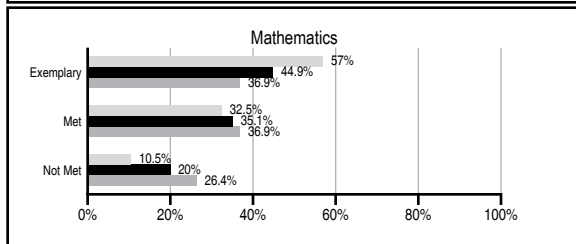
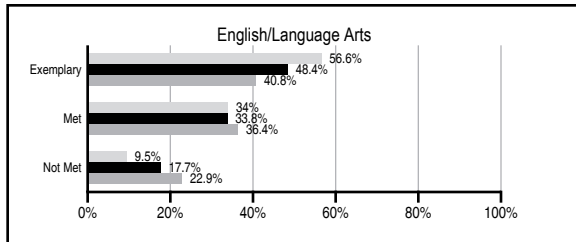
ABSOLUTE RATINGS OF ELEMENTARY SCHOOLS WITH STUDENTS LIKE OURS*

EXCELLENT	GOOD	AVERAGE	BELOW AVERAGE	AT-RISK
31	38	19	0	0

* Ratings are calculated with data available by 11/09/2011. Schools with Students Like Ours are Elementary Schools with Poverty Indices of no more than 5% above or below the index for this school.

PASS PERFORMANCE

Our School
 Elementary Schools with Students Like Ours
 Elementary schools statewide



NAEP PERFORMANCE*

* Performance reported for SC and nation, data not available at school level. Percentages at NAEP Achievement Levels.



SC PERFORMANCE VISION

By 2020 all students will graduate with the knowledge and skills necessary to compete successfully in the global economy, participate in a democratic society and contribute positively as members of families and communities.

Abbreviations Key

N/A Not Applicable N/AV Not Available N/C Not Collected N/R Not Reported I/S Insufficient Sample TBD To be determined

NI Newly Identified CSI Continuing School Improvement CA Corrective Action RP Plan to Restructure R Restructure DELAY School Improvement Status HOLD School Improvement Status

CAROLINA FOREST ELEMENTARY [Horry]

SCHOOL PROFILE

	Our School	Change from Last Year	Elementary Schools with Students Like Ours	Median Elementary School
Students (n=1,004)				
Retention rate	1.1%	Down from 1.5%	0.9%	1.1%
Attendance rate	95.2%	Down from 96.1%	96.2%	96.2%
Served by gifted and talented program	21.5%	Up from 21.3%	19.1%	13.4%
With disabilities other than speech	3.2%	Down from 5.8%	3.9%	4.1%
Older than usual for grade	0.2%	Up from 0.1%	0.2%	0.3%
Out-of-school suspensions or expulsions for violent and/or criminal offenses	0.1%	Up from 0.0%	0.0%	0.0%
Teachers (n=58)				
Teachers with advanced degrees	58.6%	Up from 57.9%	64.6%	62.5%
Continuing contract teachers	81.0%	Up from 78.9%	90.9%	88.2%
Teachers returning from previous year	89.9%	Down from 91.8%	89.6%	87.8%
Teacher attendance rate	96.0%	Up from 92.5%	95.3%	95.2%
Average teacher salary*	\$46,391	Down 5.6%	\$48,010	\$46,773
Classes not taught by highly qualified teachers	0.0%	Down from 0.4%	0.0%	0.0%
Professional development days/teacher	20.0 days	Up from 19.4 days	11.1 days	10.5 days
School				
Principal's years at school	7.0	Up from 6.0	5.0	4.0
Student-teacher ratio in core subjects	21.2 to 1	Up from 18.8 to 1	20.8 to 1	19.9 to 1
Prime instructional time	88.4%	Up from 85.0%	90.2%	90.4%
Opportunities in the arts	Good	No Change	Good	Good
SACS accreditation	Yes	No Change	Yes	Yes
Parents attending conferences	97.3%	Up from 90.8%	100.0%	100.0%
Character development program	Excellent	No Change	Excellent	Excellent
Dollars spent per pupil**	\$7,526	Down 6.8%	\$7,127	\$7,447
Percent of expenditures for instruction**	69.6%	Up from 68.7%	68.8%	68.4%
Percent of expenditures for teacher salaries**	65.0%	Up from 64.5%	66.3%	65.8%
% of AYP objectives met	91.3%	Down from 100.0%	95.2%	90.5%

* Length of contract = 185+ days.

** Prior year audited financial data available.

EVALUATION RESULTS

	Teachers	Students*	Parents*
Number of surveys returned	49	138	96
Percent satisfied with learning environment	83.3%	94.2%	86.2%
Percent satisfied with social and physical environment	93.9%	89.7%	85.3%
Percent satisfied with school-home relations	87.5%	91.9%	84.9%

*Only students at the highest elementary school grade level at this school and their parents were included.

REPORT OF PRINCIPAL AND SCHOOL IMPROVEMENT COUNCIL

The 2010-11 school year was another successful year at Carolina Forest Elementary School. Our school was awarded a Palmetto Gold Award from the South Carolina Department of Education for our overall school performance on PASS. We were also awarded the Palmetto Gold Award for closing the achievement gap for our subgroup students. Many of our students exceeded the performance goals set forth by Horry County Schools. Celebrations were held to recognize the students' achievements in academics, attendance and character development.

Our teachers and support staff were also successful. We continued to make progress towards our performance goals included in our strategic plan. Our staff participated in professional development focusing on instructional strategies to improve student achievement in reading and mathematics. A computer assessment program was utilized to help improve instruction and measure student progress. Teachers collaborated as grade levels and across grade levels to plan standards-based instruction. Many teachers participated in graduate coursework to advance their degrees. Sarah Pedersen was selected as Teacher of the Year for our school.

The hard work and dedication of our parents and volunteers, as well as our outstanding community support, enhanced the mission of the school. Proceeds from our annual Founder's Day celebration were used to purchase technology resources and literacy materials. A record number of volunteers worked to support our instructional programs.

During the 2011-12 school year, CFES will work with our parents, community members and the School Improvement Council to provide opportunities for our students to excel academically and participate in extracurricular activities. We look forward to another great year as we continue to meet the needs of all children.

Melissa Spearman, Principal 2010-11
Linette Watkins, School Improvement Council

Comprehensive detail, including definitions of ratings, performance criteria, and explanations of status, is available on www.ed.sc.gov and www.eoc.sc.gov as well as school and school district websites.

Printed versions are available from school districts upon request.

Abbreviations Key

N/A Not Applicable N/AV Not Available N/C Not Collected N/R Not Reported I/S Insufficient Sample TBD To be determined

NI Newly Identified CSI Continuing School Improvement CA Corrective Action RP Plan to Restructure R Restructure DELAY School Improvement Status HOLD School Improvement Status