



SC Annual School Report Card Summary

FORESTBROOK ELEMENTARY
Horry
Grades: PK-5 **Enrollment: 883**
Principal: Johnny Calder
Superintendent: Dr. Cynthia Elsberry
Board Chair: Will Garland

PERFORMANCE

Comprehensive detail, including definitions of ratings, performance criteria, and explanations of status, is available on www.ed.sc.gov and www.eoc.sc.gov as well as school and school district websites. Printed versions are available from school districts upon request.

YEAR	ABSOLUTE RATING	GROWTH RATING	PALMETTO GOLD AND SILVER AWARD		AYP STATUS	NCLB IMPROVEMENT STATUS
			General Performance	Closing the Gap		
2011	Excellent	Excellent	TBD	TBD	Met	N/A
2010	Excellent	Excellent	Gold	Gold	Met	N/A
2009	Excellent	Excellent	Gold	Gold	Met	N/A

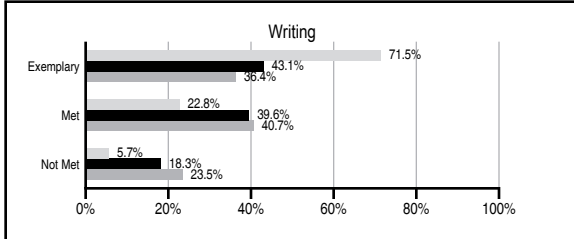
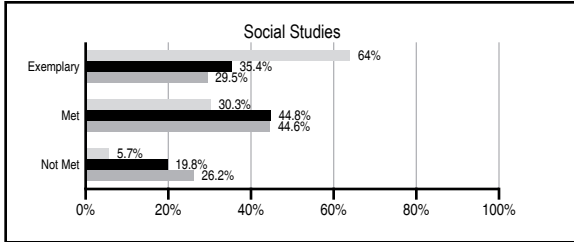
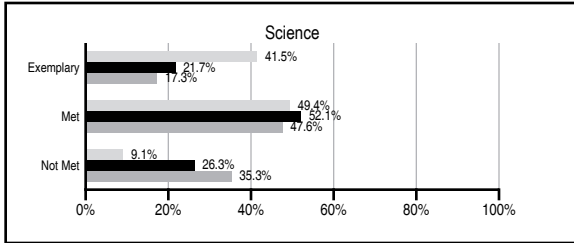
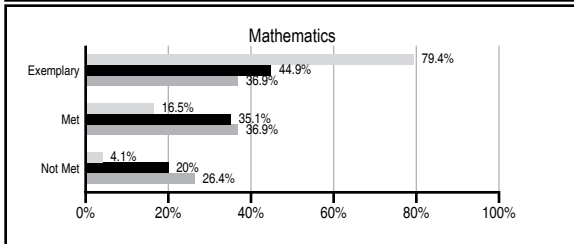
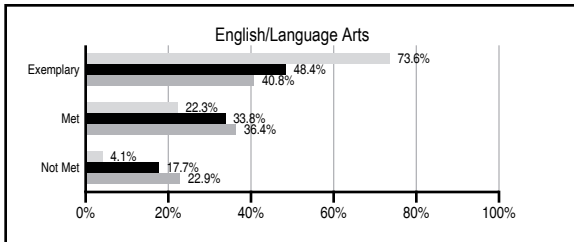
ABSOLUTE RATINGS OF ELEMENTARY SCHOOLS WITH STUDENTS LIKE OURS*

EXCELLENT	GOOD	AVERAGE	BELOW AVERAGE	AT-RISK
31	38	19	0	0

* Ratings are calculated with data available by 11/09/2011. Schools with Students Like Ours are Elementary Schools with Poverty Indices of no more than 5% above or below the index for this school.




PASS PERFORMANCE

Our School
 Elementary Schools with Students Like Ours
 Elementary schools statewide



NAEP PERFORMANCE*

* Performance reported for SC and nation, data not available at school level. Percentages at NAEP Achievement Levels.



SC PERFORMANCE VISION

By 2020 all students will graduate with the knowledge and skills necessary to compete successfully in the global economy, participate in a democratic society and contribute positively as members of families and communities.

Abbreviations Key

N/A Not Applicable N/AV Not Available N/C Not Collected N/R Not Reported I/S Insufficient Sample TBD To be determined

NI Newly Identified CSI Continuing School Improvement CA Corrective Action RP Plan to Restructure R Restructure DELAY School Improvement Status HOLD School Improvement Status

FORESTBROOK ELEMENTARY [Horry]

SCHOOL PROFILE

	Our School	Change from Last Year	Elementary Schools with Students Like Ours	Median Elementary School
Students (n=883)				
Retention rate	1.2%	Down from 1.9%	0.9%	1.1%
Attendance rate	96.2%	Down from 96.6%	96.2%	96.2%
Served by gifted and talented program	29.3%	Up from 28.0%	19.1%	13.4%
With disabilities other than speech	4.6%	Down from 9.8%	3.9%	4.1%
Older than usual for grade	0.0%	Down from 0.3%	0.2%	0.3%
Out-of-school suspensions or expulsions for violent and/or criminal offenses	0.0%	No Change	0.0%	0.0%
Teachers (n=53)				
Teachers with advanced degrees	69.8%	Up from 66.7%	64.6%	62.5%
Continuing contract teachers	94.3%	Down from 96.1%	90.9%	88.2%
Teachers returning from previous year	94.6%	Up from 93.9%	89.6%	87.8%
Teacher attendance rate	94.8%	Up from 92.8%	95.3%	95.2%
Average teacher salary*	\$55,495	Up 1.3%	\$48,010	\$46,773
Classes not taught by highly qualified teachers	0.0%	No Change	0.0%	0.0%
Professional development days/teacher	14.1 days	Down from 15.4 days	11.1 days	10.5 days
School				
Principal's years at school	19.0	Up from 17.0	5.0	4.0
Student-teacher ratio in core subjects	22.1 to 1	Up from 21.5 to 1	20.8 to 1	19.9 to 1
Prime instructional time	89.4%	Up from 89.1%	90.2%	90.4%
Opportunities in the arts	Good	No Change	Good	Good
SACS accreditation	Yes	No Change	Yes	Yes
Parents attending conferences	100.0%	No Change	100.0%	100.0%
Character development program	Excellent	No Change	Excellent	Excellent
Dollars spent per pupil**	\$8,565	Down 3.2%	\$7,127	\$7,447
Percent of expenditures for instruction**	69.5%	Up from 69.1%	68.8%	68.4%
Percent of expenditures for teacher salaries**	66.2%	Up from 65.3%	66.3%	65.8%
% of AYP objectives met	100.0%	No Change	95.2%	90.5%

* Length of contract = 185+ days.

** Prior year audited financial data available.

EVALUATION RESULTS

	Teachers	Students*	Parents*
Number of surveys returned	27	111	94
Percent satisfied with learning environment	100.0%	98.2%	100.0%
Percent satisfied with social and physical environment	100.0%	96.4%	97.9%
Percent satisfied with school-home relations	100.0%	98.2%	98.9%

*Only students at the highest elementary school grade level at this school and their parents were included.

REPORT OF PRINCIPAL AND SCHOOL IMPROVEMENT COUNCIL

Forestbrook Elementary School's family experienced many successes during the 2010-11 school year. We were recognized again by the State's Education Oversight Committee as a school that is Closing the Gap for historically underachieving student groups. The State Department named Forestbrook a Palmetto Gold School. Julie Anderson, a music teacher, was named a semi-finalist for the Horry County School's Teacher of the Year. We also had a very successful year with our service-learning program, which is headed by our student council. This year alone, we were able to provide aid to some of our Forestbrook families who were experiencing difficulty. We also participated in the March of Dimes Walk, where we raised over \$25,000. This accomplishment made us the top fundraising school in the state and one of the top schools in the nation for the third consecutive year.

The top priority at Forestbrook Elementary School is academic achievement. We continue to strive to move each and every student to higher levels of learning. With our continued use of the Northwest Evaluation Association's Measures of Academic Progress (MAP), we are able to continually study strengths and weaknesses of each child and chart individual courses of success. Our task is to analyze where our students showed growth, determine how that growth occurred, and utilize research-based curriculum and instructional decisions well so all of our children are academically challenged. Conversely, we must investigate what changes need to be made and where expectations were not met so that we ensure success for all students and allow them to reach their maximum potential.

Forestbrook Elementary's recent renovation and construction of a new media center, multi-purpose center, computer labs, and several classrooms have given us much needed space. The commitment of all stakeholders in the Forestbrook community has assisted in our student achievement being among the best in the state. We are very proud of our accomplishments and hope that you will share in our pride. Forestbrook Elementary School will continue to deliver award-winning programs and a world-class curriculum that allows all students to build the foundation needed to enable them to become successful, lifelong achievers. This report card is a call to action for everyone to be involved in our continuing efforts to constantly improve. Thank you for your support and for sharing the responsibility of the success of our students, our school, and our community.

Johnny Calder, Principal
Barbara Rice, School Improvement Council Chairperson

Comprehensive detail, including definitions of ratings, performance criteria, and explanations of status, is available on www.ed.sc.gov and www.eoc.sc.gov as well as school and school district websites.

Printed versions are available from school districts upon request.

Abbreviations Key

N/A Not Applicable N/AV Not Available N/C Not Collected N/R Not Reported I/S Insufficient Sample TBD To be determined
NI Newly Identified CSI Continuing School Improvement CA Corrective Action RP Plan to Restructure R Restructure DELAY School Improvement Status HOLD School Improvement Status