



SC Annual School Report Card Summary

SOUTH CONWAY ELEMENTARY
Horry
Grades: PK-5 Enrollment: 585
Principal: Leon E. Hayes
Superintendent: Dr. Cynthia Elsberry
Board Chair: Will Garland

PERFORMANCE

Comprehensive detail, including definitions of ratings, performance criteria, and explanations of status, is available on www.ed.sc.gov and www.eoc.sc.gov as well as school and school district websites. Printed versions are available from school districts upon request.

YEAR	ABSOLUTE RATING	GROWTH RATING	PALMETTO GOLD AND SILVER AWARD		AYP STATUS	NCLB IMPROVEMENT STATUS
			General Performance	Closing the Gap		
2011	Good	Good	TBD	TBD	Not Met	RP-HOLD
2010	Average	Excellent	Gold	Silver	Met	RP-DELAY
2009	Average	Average	N/A	N/A	Not Met	RP

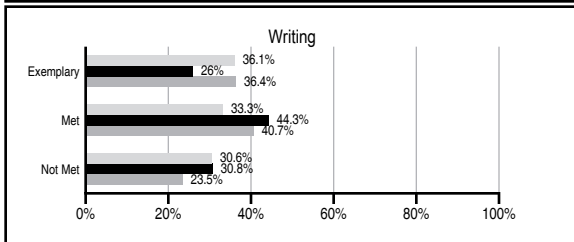
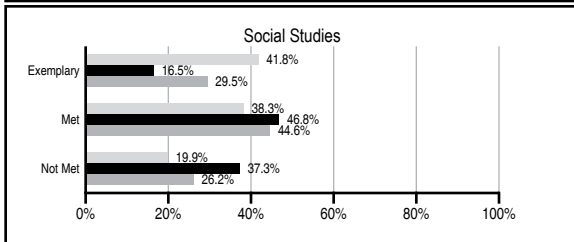
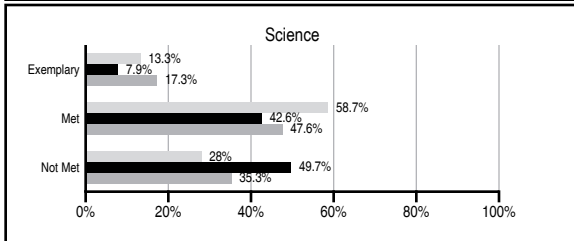
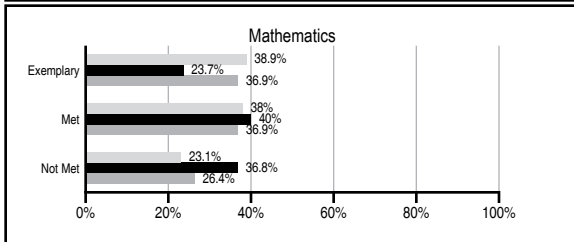
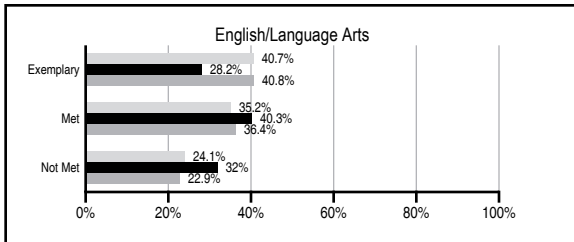
ABSOLUTE RATINGS OF ELEMENTARY SCHOOLS WITH STUDENTS LIKE OURS*

EXCELLENT	GOOD	AVERAGE	BELOW AVERAGE	AT-RISK
3	8	109	47	16

* Ratings are calculated with data available by 11/09/2011. Schools with Students Like Ours are Elementary Schools with Poverty Indices of no more than 5% above or below the index for this school.

PASS PERFORMANCE

Our School
 Elementary Schools with Students Like Ours
 Elementary schools statewide



NAEP PERFORMANCE*

* Performance reported for SC and nation, data not available at school level. Percentages at NAEP Achievement Levels.



SC PERFORMANCE VISION

By 2020 all students will graduate with the knowledge and skills necessary to compete successfully in the global economy, participate in a democratic society and contribute positively as members of families and communities.

Abbreviations Key

N/A Not Applicable N/AV Not Available N/C Not Collected N/R Not Reported I/S Insufficient Sample TBD To be determined

NI Newly Identified CSI Continuing School Improvement CA Corrective Action RP Plan to Restructure R Restructure DELAY School Improvement Status HOLD School Improvement Status

SOUTH CONWAY ELEMENTARY [Horry]

SCHOOL PROFILE

	Our School	Change from Last Year	Elementary Schools with Students Like Ours	Median Elementary School
Students (n=585)				
Retention rate	0.0%	Down from 0.9%	1.5%	1.1%
Attendance rate	96.2%	Up from 95.4%	95.9%	96.2%
Served by gifted and talented program	11.6%	Up from 11.0%	6.3%	13.4%
With disabilities other than speech	6.7%	Down from 17.1%	4.4%	4.1%
Older than usual for grade	0.0%	No Change	0.5%	0.3%
Out-of-school suspensions or expulsions for violent and/or criminal offenses	0.5%	Up from 0.0%	0.0%	0.0%
Teachers (n=48)				
Teachers with advanced degrees	50.0%	No Change	61.5%	62.5%
Continuing contract teachers	87.5%	Up from 84.8%	83.3%	88.2%
Teachers returning from previous year	90.9%	Up from 86.8%	85.1%	87.8%
Teacher attendance rate	94.7%	No Change	95.2%	95.2%
Average teacher salary*	\$50,655	Up 3.5%	\$45,375	\$46,773
Classes not taught by highly qualified teachers	0.0%	No Change	0.0%	0.0%
Professional development days/teacher	15.9 days	Down from 18.8 days	10.1 days	10.5 days
School				
Principal's years at school	2.0	Up from 1.0	3.8	4.0
Student-teacher ratio in core subjects	21.3 to 1	Down from 22.2 to 1	18.1 to 1	19.9 to 1
Prime instructional time	88.1%	Down from 88.4%	90.0%	90.4%
Opportunities in the arts	Good	No Change	Good	Good
SACS accreditation	Yes	No Change	Yes	Yes
Parents attending conferences	100.0%	No Change	100.0%	100.0%
Character development program	Excellent	Up from Good	Excellent	Excellent
Dollars spent per pupil**	\$10,798	Up 5.6%	\$8,122	\$7,447
Percent of expenditures for instruction**	69.1%	Up from 67.8%	67.9%	68.4%
Percent of expenditures for teacher salaries**	61.7%	Down from 62.6%	64.4%	65.8%
% of AYP objectives met	95.2%	Down from 100.0%	76.9%	90.5%

* Length of contract = 185+ days.

** Prior year audited financial data available.

EVALUATION RESULTS

	Teachers	Students*	Parents*
Number of surveys returned	51	71	55
Percent satisfied with learning environment	100.0%	90.1%	94.2%
Percent satisfied with social and physical environment	100.0%	88.6%	94.5%
Percent satisfied with school-home relations	95.8%	88.6%	88.7%

*Only students at the highest elementary school grade level at this school and their parents were included.

REPORT OF PRINCIPAL AND SCHOOL IMPROVEMENT COUNCIL

South Conway Elementary School had an excellent 2010-2011 school year. Our school received the Palmetto Gold Award for overall performance based on our absolute and growth rating. We also received the Palmetto Silver Award for closing the achievement gap based on gains by students in four subgroups. Each grade level participated in Service Learning Projects which helped to address needs in the community. Students also participated in projects such as the American Cancer Society's Relay for Life and the American Heart Association's Jump Rope for Heart. We continued the implementation of a 21st Century grant for students in grades 3-5. These students received enrichment in dance, drama, technology, hands-on science, horseback riding, and homework assistance. Incentives and recognition programs were continued to encourage students to do their personal best in all academic and character areas. A morning show was implemented to allow students to produce and present the morning announcements each day.

Early intervention continues to be the focus in our school. Interventions through an RTI model were provided for students in both reading and math based upon their academic needs. Our Reading Recovery program discontinued 35 first grade students at 92% discontinuation rate. Teacher, student, and parent conferences were held throughout the year to discuss student achievement goals and student progress.

Our PTO sponsored successful fundraising activities to encourage parent involvement and provided needed supplies for all classrooms. Our Title I budget supported additional technology, a Reading Recovery teacher, a Family-School Coordinator, a curriculum coach, and parent workshops. Many local business partners provided incentives for our students and staff. We continued to partner with Coastal Carolina University to sponsor mentors for students and to provide practicum and intern opportunities for future teachers. We are fortunate to have the community support for our school.

South Conway Elementary School is proud of the successes and the progress they are making.

Leon E. Hayes, Principal
Lora Hucks, SIC Chairperson

Comprehensive detail, including definitions of ratings, performance criteria, and explanations of status, is available on www.ed.sc.gov and www.eoc.sc.gov as well as school and school district websites.

Printed versions are available from school districts upon request.

Abbreviations Key

N/A Not Applicable N/AV Not Available N/C Not Collected N/R Not Reported I/S Insufficient Sample TBD To be determined

NI Newly Identified CSI Continuing School Improvement CA Corrective Action RP Plan to Restructure R Restructure DELAY School Improvement Status HOLD School Improvement Status