



SC Annual School Report Card Summary

WACCAMAW ELEMENTARY
Horry

Grades: PK-5

Enrollment: 776

Principal: Barbara Ammons

Superintendent: Dr. Cynthia Elsberry

Board Chair: Will Garland

PERFORMANCE

Comprehensive detail, including definitions of ratings, performance criteria, and explanations of status, is available on www.ed.sc.gov and www.eoc.sc.gov as well as school and school district websites. Printed versions are available from school districts upon request.

YEAR	ABSOLUTE RATING	GROWTH RATING	PALMETTO GOLD AND SILVER AWARD		AYP STATUS	NCLB IMPROVEMENT STATUS
			General Performance	Closing the Gap		
2011	Good	Good	TBD	TBD	Not Met	N/A
2010	Excellent	Excellent	Gold	Silver	Met	N/A
2009	Good	Good	Silver	Silver	Met	NI-DELAY

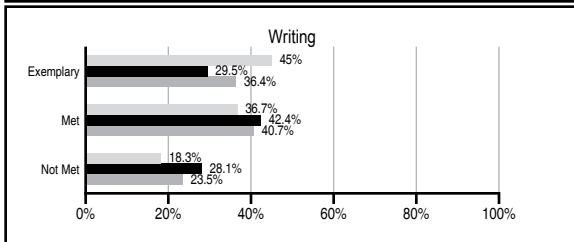
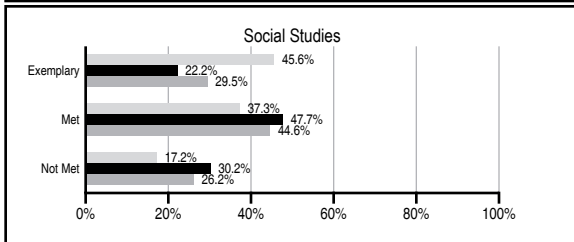
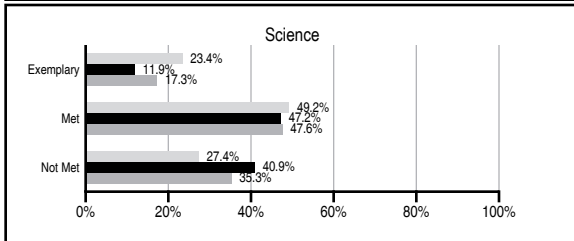
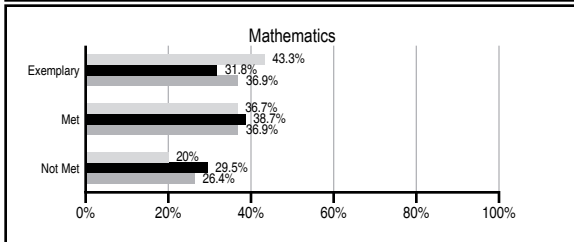
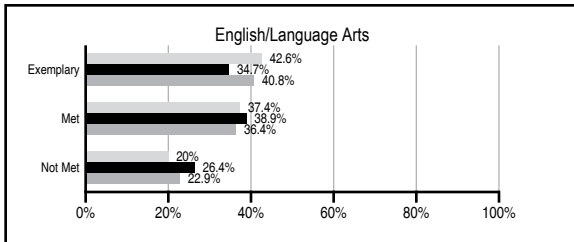
ABSOLUTE RATINGS OF ELEMENTARY SCHOOLS WITH STUDENTS LIKE OURS*

EXCELLENT	GOOD	AVERAGE	BELOW AVERAGE	AT-RISK
5	16	93	12	0

* Ratings are calculated with data available by 11/09/2011. Schools with Students Like Ours are Elementary Schools with Poverty Indices of no more than 5% above or below the index for this school.


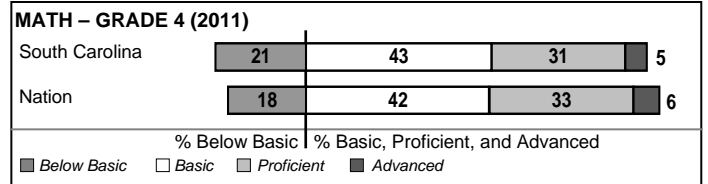
PASS PERFORMANCE

Our School
 Elementary Schools with Students Like Ours
 Elementary schools statewide



NAEP PERFORMANCE*

* Performance reported for SC and nation, data not available at school level. Percentages at NAEP Achievement Levels.



SC PERFORMANCE VISION

By 2020 all students will graduate with the knowledge and skills necessary to compete successfully in the global economy, participate in a democratic society and contribute positively as members of families and communities.

Abbreviations Key

N/A Not Applicable N/AV Not Available N/C Not Collected N/R Not Reported I/S Insufficient Sample TBD To be determined

NI Newly Identified CSI Continuing School Improvement CA Corrective Action RP Plan to Restructure R Restructure DELAY School Improvement Status HOLD School Improvement Status

WACCAMAW ELEMENTARY [Horry]

SCHOOL PROFILE

	Our School	Change from Last Year	Elementary Schools with Students Like Ours	Median Elementary School
Students (n=776)				
Retention rate	0.0%	Down from 0.3%	1.3%	1.1%
Attendance rate	95.4%	Down from 95.5%	95.8%	96.2%
Served by gifted and talented program	17.9%	Up from 17.3%	11.0%	13.4%
With disabilities other than speech	5.9%	Down from 11.1%	4.8%	4.1%
Older than usual for grade	0.0%	Down from 0.4%	0.4%	0.3%
Out-of-school suspensions or expulsions for violent and/or criminal offenses	0.5%	Up from 0.3%	0.0%	0.0%
Teachers (n=51)				
Teachers with advanced degrees	76.5%	Up from 73.8%	59.6%	62.5%
Continuing contract teachers	84.3%	Down from 90.5%	88.2%	88.2%
Teachers returning from previous year	90.4%	No Change	87.4%	87.8%
Teacher attendance rate	95.4%	Up from 93.7%	94.9%	95.2%
Average teacher salary*	\$51,200	Up 2.2%	\$46,495	\$46,773
Classes not taught by highly qualified teachers	0.0%	No Change	0.0%	0.0%
Professional development days/teacher	23.6 days	Up from 12.8 days	11.2 days	10.5 days
School				
Principal's years at school	12.0	Up from 11.0	4.0	4.0
Student-teacher ratio in core subjects	22.7 to 1	Up from 19.8 to 1	19.6 to 1	19.9 to 1
Prime instructional time	88.5%	Up from 87.9%	89.6%	90.4%
Opportunities in the arts	Good	No Change	Good	Good
SACS accreditation	Yes	No Change	Yes	Yes
Parents attending conferences	100.0%	No Change	100.0%	100.0%
Character development program	Excellent	No Change	Excellent	Excellent
Dollars spent per pupil**	\$9,263	Up 4.0%	\$7,479	\$7,447
Percent of expenditures for instruction**	67.6%	Up from 67.4%	67.2%	68.4%
Percent of expenditures for teacher salaries**	60.5%	Down from 62.1%	64.2%	65.8%
% of AYP objectives met	95.2%	Down from 100.0%	88.1%	90.5%

* Length of contract = 185+ days.

** Prior year audited financial data available.

EVALUATION RESULTS

	Teachers	Students*	Parents*
Number of surveys returned	55	117	51
Percent satisfied with learning environment	96.3%	95.7%	92.2%
Percent satisfied with social and physical environment	100.0%	87.1%	90.2%
Percent satisfied with school-home relations	92.7%	93.1%	90.0%

*Only students at the highest elementary school grade level at this school and their parents were included.

REPORT OF PRINCIPAL AND SCHOOL IMPROVEMENT COUNCIL

Waccamaw Elementary is a school dedicated to providing opportunities that challenge students in the areas of academic, personal, physical, and social development. Evidence of accomplishing this came when the South Carolina Department of Education awarded Waccamaw Elementary the Palmetto Gold Award for general performance and the Silver Award for making substantial growth in closing achievement gaps. Our school has also met all qualifications for Adequate Yearly Progress (AYP). Driven by the South Carolina Standards, our staff provides a rigorous curriculum in all subject areas. In order to maximize classroom instructional time, staff members take advantage of professional development conferences and trainings throughout the year.

Instructional programs offered to the students provide opportunities for acceleration, remediation, and enrichment. This includes Reading Recovery, intervention teachers targeting specific areas of need, and partnerships with businesses such as Food Lion and Wal-Mart. Also, Waccamaw Elementary partners with Coastal Carolina University to provide mentor support, parenting classes and one-one- instructional support from the CCU students. Our desire is to work closely with all members of the school's community. We have accomplished this through our mentoring program with Coastal Carolina University (CCU), parent volunteers, community volunteers, and local service clubs such as the Rotary and Kiwanis. Several parent literacy meetings were held, in collaboration with CCU, to help parents understand how to best support their child's reading progress. Our parent leadership team sponsored activities throughout the year such as a Staff-Parent Softball Game, Fall Fest, Talent Show, Bingo for Books, and Fear Factor Night.

During each year, the staff strives to improve instruction and maximize on the potential of every individual student. To accomplish this, new goals have been established and innovative strategies are being implemented. We are committed to promoting a school environment conducive to learning, laughing, and growing together. This can be accomplished through the continued support and input from our parents, staff, students and community. It is also supported by being a PBIS school (Positive Behavior Intervention Support). We celebrate being awarded the Exemplar School Ribbon by the SC Department of Education for our PBIS program. Students are rewarded daily, weekly, monthly and yearly for their positive behavior in following our High 5s; Be Responsible, Be Respectful, Be Your Best, Be Honest and Be Safe.

Waccamaw Elementary is a great place to learn and grow. Thank you for trusting us to educate your child to be the best that he/she can be!

Barbara Ammons, principal
Nicole Martinez, SIC Chairperson

Comprehensive detail, including definitions of ratings, performance criteria, and explanations of status, is available on www.ed.sc.gov and www.eoc.sc.gov as well as school and school district websites.

Printed versions are available from school districts upon request.

Abbreviations Key

N/A Not Applicable N/AV Not Available N/C Not Collected N/R Not Reported I/S Insufficient Sample TBD To be determined
NI Newly Identified CSI Continuing School Improvement CA Corrective Action RP Plan to Restructure R Restructure DELAY School Improvement Status HOLD School Improvement Status