



SC Annual School Report Card Summary

MIDLAND ELEMENTARY
Horry
Grades: PK-5 Enrollment: 516
Principal: Jennifer Parker
Superintendent: Dr. Cynthia Elsberry
Board Chair: Will Garland

PERFORMANCE

Comprehensive detail, including definitions of ratings, performance criteria, and explanations of status, is available on www.ed.sc.gov and www.eoc.sc.gov as well as school and school district websites. Printed versions are available from school districts upon request.

YEAR	ABSOLUTE RATING	GROWTH RATING	PALMETTO GOLD AND SILVER AWARD		AYP STATUS	NCLB IMPROVEMENT STATUS
			General Performance	Closing the Gap		
2011	Excellent	Good	TBD	TBD	Met	N/A
2010	Good	Average	N/A	N/A	Met	N/A
2009	Excellent	Average	Gold	Gold	Met	N/A

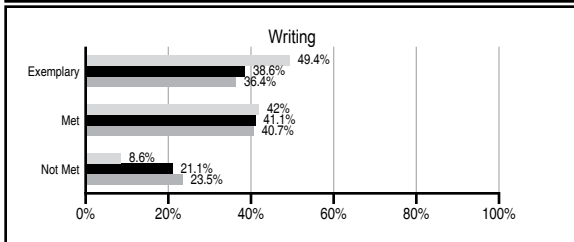
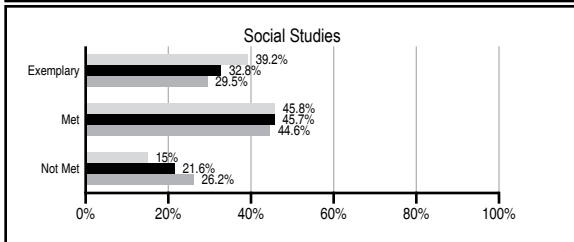
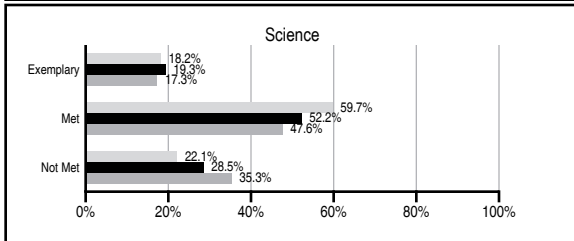
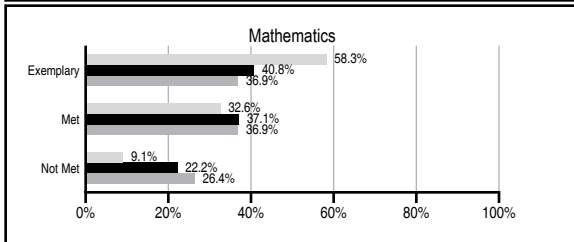
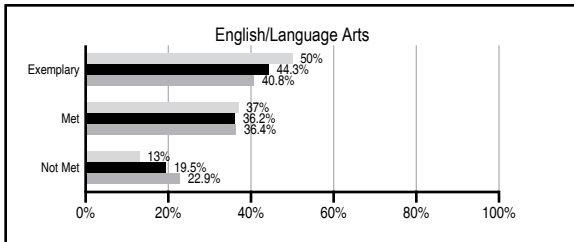
ABSOLUTE RATINGS OF ELEMENTARY SCHOOLS WITH STUDENTS LIKE OURS*

EXCELLENT	GOOD	AVERAGE	BELOW AVERAGE	AT-RISK
26	41	39	0	0

* Ratings are calculated with data available by 11/09/2011. Schools with Students Like Ours are Elementary Schools with Poverty Indices of no more than 5% above or below the index for this school.

PASS PERFORMANCE

Our School
 Elementary Schools with Students Like Ours
 Elementary schools statewide



NAEP PERFORMANCE*

* Performance reported for SC and nation, data not available at school level. Percentages at NAEP Achievement Levels.



SC PERFORMANCE VISION

By 2020 all students will graduate with the knowledge and skills necessary to compete successfully in the global economy, participate in a democratic society and contribute positively as members of families and communities.

Abbreviations Key

N/A Not Applicable N/AV Not Available N/C Not Collected N/R Not Reported I/S Insufficient Sample TBD To be determined

NI Newly Identified CSI Continuing School Improvement CA Corrective Action RP Plan to Restructure R Restructure DELAY School Improvement Status HOLD School Improvement Status

MIDLAND ELEMENTARY [Horry]

SCHOOL PROFILE

	Our School	Change from Last Year	Elementary Schools with Students Like Ours	Median Elementary School
Students (n=516)				
Retention rate	1.3%	Up from 1.1%	1.1%	1.1%
Attendance rate	95.8%	Down from 96.0%	96.1%	96.2%
Served by gifted and talented program	18.5%	Up from 17.6%	15.9%	13.4%
With disabilities other than speech	3.8%	Down from 7.9%	4.5%	4.1%
Older than usual for grade	0.4%	Down from 0.5%	0.2%	0.3%
Out-of-school suspensions or expulsions for violent and/or criminal offenses	0.2%	Up from 0.0%	0.0%	0.0%
Teachers (n=31)				
Teachers with advanced degrees	61.3%	Up from 60.0%	60.8%	62.5%
Continuing contract teachers	90.3%	Up from 90.0%	90.3%	88.2%
Teachers returning from previous year	88.3%	Down from 92.1%	88.4%	87.8%
Teacher attendance rate	94.4%	Up from 92.9%	95.2%	95.2%
Average teacher salary*	\$50,953	Down 0.8%	\$46,522	\$46,773
Classes not taught by highly qualified teachers	0.0%	No Change	0.0%	0.0%
Professional development days/teacher	17.4 days	Up from 14.8 days	10.7 days	10.5 days
School				
Principal's years at school	2.0	Up from 1.0	5.0	4.0
Student-teacher ratio in core subjects	22.9 to 1	Up from 22.0 to 1	20.5 to 1	19.9 to 1
Prime instructional time	88.1%	Up from 86.3%	90.4%	90.4%
Opportunities in the arts	Good	No Change	Good	Good
SACS accreditation	Yes	No Change	Yes	Yes
Parents attending conferences	100.0%	No Change	100.0%	100.0%
Character development program	Excellent	Up from Average	Excellent	Excellent
Dollars spent per pupil**	\$8,277	Down 2.9%	\$6,841	\$7,447
Percent of expenditures for instruction**	64.1%	Down from 65.8%	68.4%	68.4%
Percent of expenditures for teacher salaries**	60.1%	No Change	65.8%	65.8%
% of AYP objectives met	100.0%	No Change	94.1%	90.5%

* Length of contract = 185+ days.

** Prior year audited financial data available.

REPORT OF PRINCIPAL AND SCHOOL IMPROVEMENT COUNCIL

Midland Elementary School celebrated another successful year of learning in 2010-2011. We increased levels of academic excellence as we worked toward learning for all.

Angela Johnson, fifth grade teacher, was named our Teacher of the Year. Our students celebrated reading through our Summer Reading program and Buzzy's Reading Club. We read 35,000 books in our Midland's Million Book Project. Students participated in the District Spelling Bee, Pre-Algebra, Compass Odyssey, Imagine It!, and Student Council. Students gave back to the community with their involvement in Jump Rope for Heart, Pennies for Patients, March of Dimes, and Hats for Art. Our number one priority continues to be acceleration for each child. With data acquired through MAP and DIBELS, we are able to differentiate instruction to meet the needs of each student. Our goal is that every child leaves second grade reading independently while becoming a lifelong learner.

The Parent Teacher Organization continued to be a very integral part of another successful year. They provided resources for our staff and students including: technology needs, student celebrations and recognitions, Fine Arts Day, Field Day, and Teacher Appreciation. Staff development included the integration of technology, math game kits, interventions in literacy, and phonics based instruction.

We continue to be very proud of our school and community. Thanks for your continued support in allowing us to serve your children.

Jennifer Parker, Principal
Diane Richardson, SIC Chairperson

EVALUATION RESULTS

	Teachers	Students*	Parents*
Number of surveys returned	29	84	55
Percent satisfied with learning environment	93.1%	94.0%	88.9%
Percent satisfied with social and physical environment	96.6%	89.0%	88.7%
Percent satisfied with school-home relations	96.6%	94.0%	86.8%

*Only students at the highest elementary school grade level at this school and their parents were included.

Comprehensive detail, including definitions of ratings, performance criteria, and explanations of status, is available on www.ed.sc.gov and www.eoc.sc.gov as well as school and school district websites.

Printed versions are available from school districts upon request.

Abbreviations Key

N/A Not Applicable N/AV Not Available N/C Not Collected N/R Not Reported I/S Insufficient Sample TBD To be determined
NI Newly Identified CSI Continuing School Improvement CA Corrective Action RP Plan to Restructure R Restructure DELAY School Improvement Status HOLD School Improvement Status