



SC Annual School Report Card Summary

ST JAMES ELEMENTARY
Horry
Grades: PK-5 Enrollment: 816
Principal: Mary Beth Heath
Superintendent: Dr. Cynthia Elsberry
Board Chair: Will Garland

PERFORMANCE

Comprehensive detail, including definitions of ratings, performance criteria, and explanations of status, is available on www.ed.sc.gov and www.eoc.sc.gov as well as school and school district websites. Printed versions are available from school districts upon request.

YEAR	ABSOLUTE RATING	GROWTH RATING	PALMETTO GOLD AND SILVER AWARD		AYP STATUS	NCLB IMPROVEMENT STATUS
			General Performance	Closing the Gap		
2011	Excellent	Excellent	TBD	TBD	Not Met	N/A
2010	Good	Excellent	Gold	N/A	Met	N/A
2009	Good	Average	N/A	N/A	Not Met	N/A

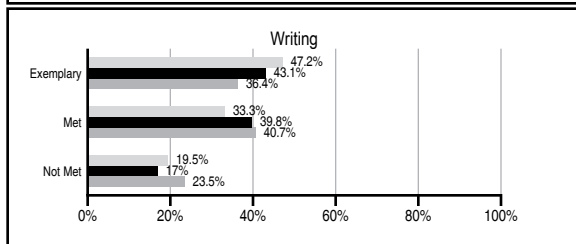
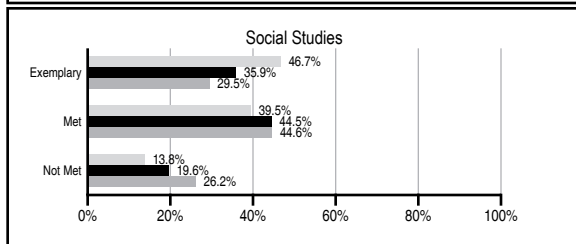
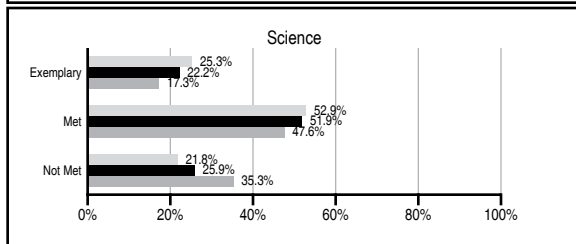
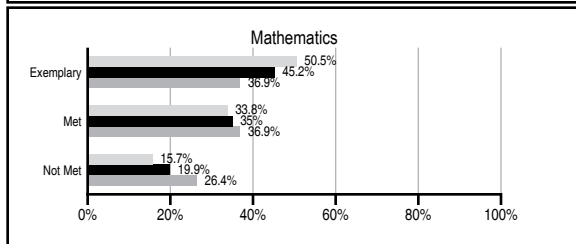
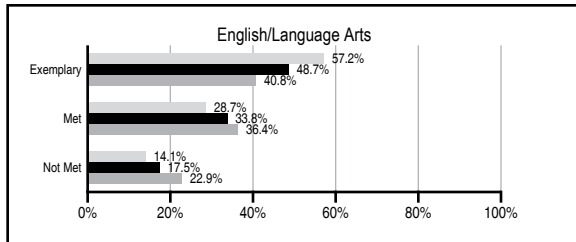
ABSOLUTE RATINGS OF ELEMENTARY SCHOOLS WITH STUDENTS LIKE OURS*

EXCELLENT	GOOD	AVERAGE	BELOW AVERAGE	AT-RISK
32	43	17	0	0

* Ratings are calculated with data available by 11/09/2011. Schools with Students Like Ours are Elementary Schools with Poverty Indices of no more than 5% above or below the index for this school.

PASS PERFORMANCE

Our School
 Elementary Schools with Students Like Ours
 Elementary schools statewide



NAEP PERFORMANCE*

* Performance reported for SC and nation, data not available at school level. Percentages at NAEP Achievement Levels.



SC PERFORMANCE VISION

By 2020 all students will graduate with the knowledge and skills necessary to compete successfully in the global economy, participate in a democratic society and contribute positively as members of families and communities.

Abbreviations Key

N/A Not Applicable N/AV Not Available N/C Not Collected N/R Not Reported I/S Insufficient Sample TBD To be determined

NI Newly Identified CSI Continuing School Improvement CA Corrective Action RP Plan to Restructure R Restructure DELAY School Improvement Status HOLD School Improvement Status

ST JAMES ELEMENTARY [Horry]

SCHOOL PROFILE

	Our School	Change from Last Year	Elementary Schools with Students Like Ours	Median Elementary School
Students (n=816)				
Retention rate	0.0%	No Change	0.9%	1.1%
Attendance rate	95.6%	Down from 95.8%	96.2%	96.2%
Served by gifted and talented program	26.0%	Up from 22.9%	19.1%	13.4%
With disabilities other than speech	3.7%	Down from 7.5%	3.9%	4.1%
Older than usual for grade	0.1%	Down from 0.2%	0.2%	0.3%
Out-of-school suspensions or expulsions for violent and/or criminal offenses	0.5%	Up from 0.4%	0.0%	0.0%
Teachers (n=45)				
Teachers with advanced degrees	53.3%	Up from 50.0%	64.6%	62.5%
Continuing contract teachers	84.4%	Up from 83.3%	90.9%	88.2%
Teachers returning from previous year	90.6%	Up from 78.5%	89.6%	87.8%
Teacher attendance rate	96.1%	Up from 92.5%	95.4%	95.2%
Average teacher salary*	\$49,125	Up 2.7%	\$47,826	\$46,773
Classes not taught by highly qualified teachers	0.0%	No Change	0.0%	0.0%
Professional development days/teacher	18.5 days	Up from 7.9 days	11.1 days	10.5 days
School				
Principal's years at school	14.0	No Change	5.0	4.0
Student-teacher ratio in core subjects	23.2 to 1	Up from 23.1 to 1	20.8 to 1	19.9 to 1
Prime instructional time	89.5%	Up from 86.3%	90.5%	90.4%
Opportunities in the arts	Good	No Change	Good	Good
SACS accreditation	Yes	No Change	Yes	Yes
Parents attending conferences	100.0%	No Change	100.0%	100.0%
Character development program	Excellent	No Change	Excellent	Excellent
Dollars spent per pupil**	\$7,507	Down 1.0%	\$6,931	\$7,447
Percent of expenditures for instruction**	66.8%	Up from 65.9%	68.7%	68.4%
Percent of expenditures for teacher salaries**	62.3%	Up from 61.5%	66.3%	65.8%
% of AYP objectives met	95.2%	Down from 100.0%	95.2%	90.5%

* Length of contract = 185+ days.

** Prior year audited financial data available.

REPORT OF PRINCIPAL AND SCHOOL IMPROVEMENT COUNCIL

The year 2010-2011 was another outstanding year at St. James Elementary. The school's commitment to academic and personal excellence was exemplified by 81 students qualifying for the Johns Hopkins Talent Search Program and 89 students qualifying for the Duke TIP Scholars program. Our chapter of the Elementary National Honor Society has grown to fifty fourth and fifth grade students. One of our SJE students placed first in Horry County for the State Superintendent's Writing contest. Vanessa Mireles was named Teacher of the Year. Our PTA enhanced our campus with a shaded picnic area and murals painted in the building. Progressive learning opportunities included a trip to Florida to study the manatees and a Governmental Field Trip to Columbia. New and continued development opportunities for students included: SJE Reads, In-school tutorials, Dolphin Council, Library Assistants, Winter Youth Basketball, and the Mileage Club. We continue to strengthen our relationship with the community through Jump Rope for Heart, Relay for Life, Origami Swans for Japan, Noah's Project, Glasses for the Lion's Club, Coats for Kids, and writing letters to military personnel. St. James Elementary continues to give students profound opportunities for building life skills, achieving high levels of learning and creating a future of excellence.

Mary Beth Heath, Principal
Nicole Beyersdorf, SIC Chairman

EVALUATION RESULTS

	Teachers	Students*	Parents*
Number of surveys returned	37	118	52
Percent satisfied with learning environment	91.9%	86.4%	82.4%
Percent satisfied with social and physical environment	91.9%	80.2%	88.2%
Percent satisfied with school-home relations	97.3%	91.5%	84.0%

*Only students at the highest elementary school grade level at this school and their parents were included.

Comprehensive detail, including definitions of ratings, performance criteria, and explanations of status, is available on www.ed.sc.gov and www.eoc.sc.gov as well as school and school district websites.

Printed versions are available from school districts upon request.

Abbreviations Key

N/A Not Applicable N/AV Not Available N/C Not Collected N/R Not Reported I/S Insufficient Sample TBD To be determined
NI Newly Identified CSI Continuing School Improvement CA Corrective Action RP Plan to Restructure R Restructure DELAY School Improvement Status HOLD School Improvement Status