



SC Annual School Report Card Summary

LAKEWOOD ELEMENTARY

Horry

Grades: PK-5

Enrollment: 821

Principal: James LaPier

Superintendent: Dr. Cynthia Elsberry

Board Chair: Will Garland

PERFORMANCE

Comprehensive detail, including definitions of ratings, performance criteria, and explanations of status, is available on www.ed.sc.gov and www.eoc.sc.gov as well as school and school district websites. Printed versions are available from school districts upon request.

YEAR	ABSOLUTE RATING	GROWTH RATING	PALMETTO GOLD AND SILVER AWARD		AYP STATUS	NCLB IMPROVEMENT STATUS
			General Performance	Closing the Gap		
2011	Excellent	Excellent	TBD	TBD	Not Met	N/A
2010	Excellent	Excellent	Gold	Gold	Met	N/A
2009	Excellent	Excellent	Gold	Gold	Met	N/A

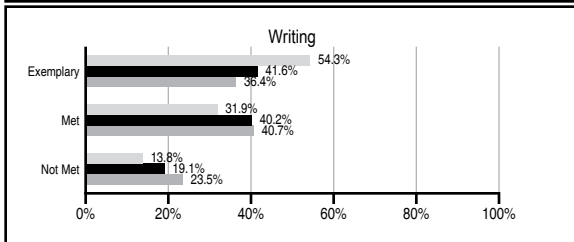
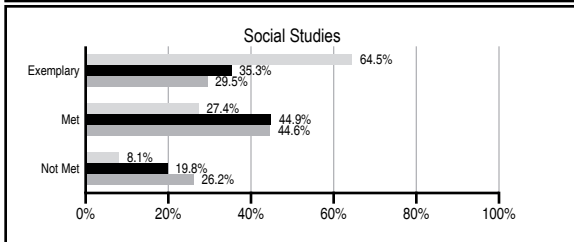
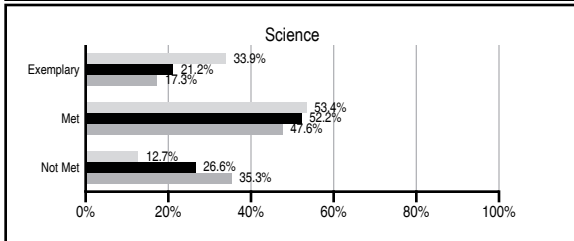
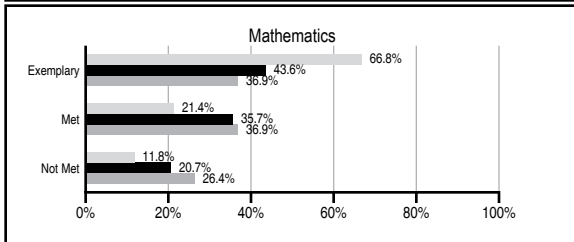
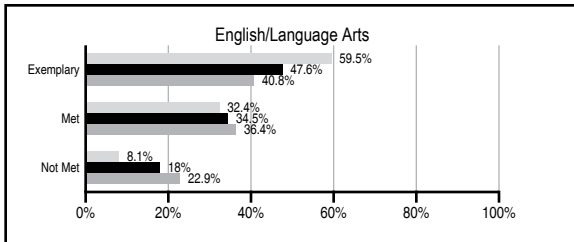
ABSOLUTE RATINGS OF ELEMENTARY SCHOOLS WITH STUDENTS LIKE OURS*

EXCELLENT	GOOD	AVERAGE	BELOW AVERAGE	AT-RISK
31	39	24	0	0

* Ratings are calculated with data available by 11/09/2011. Schools with Students Like Ours are Elementary Schools with Poverty Indices of no more than 5% above or below the index for this school.



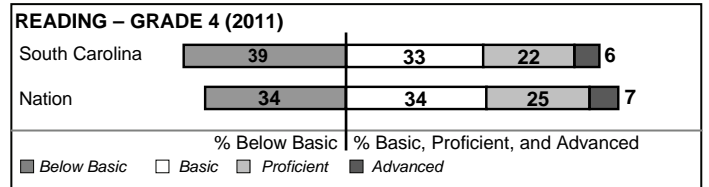
PASS PERFORMANCE

Our School
 Elementary Schools with Students Like Ours
 Elementary schools statewide



NAEP PERFORMANCE*

* Performance reported for SC and nation, data not available at school level. Percentages at NAEP Achievement Levels.



SC PERFORMANCE VISION

By 2020 all students will graduate with the knowledge and skills necessary to compete successfully in the global economy, participate in a democratic society and contribute positively as members of families and communities.

Abbreviations Key

N/A Not Applicable N/AV Not Available N/C Not Collected N/R Not Reported I/S Insufficient Sample TBD To be determined

NI Newly Identified CSI Continuing School Improvement CA Corrective Action RP Plan to Restructure R Restructure DELAY School Improvement Status HOLD School Improvement Status

LAKEWOOD ELEMENTARY [Horry]

SCHOOL PROFILE

	Our School	Change from Last Year	Elementary Schools with Students Like Ours	Median Elementary School
Students (n=821)				
Retention rate	0.4%	No Change	1.0%	1.1%
Attendance rate	96.0%	Down from 96.6%	96.2%	96.2%
Served by gifted and talented program	23.1%	Down from 24.9%	18.0%	13.4%
With disabilities other than speech	3.8%	Down from 8.1%	4.1%	4.1%
Older than usual for grade	0.2%	Down from 0.3%	0.2%	0.3%
Out-of-school suspensions or expulsions for violent and/or criminal offenses	0.1%	Down from 0.3%	0.0%	0.0%
Teachers (n=46)				
Teachers with advanced degrees	50.0%	Down from 51.1%	62.7%	62.5%
Continuing contract teachers	89.1%	Down from 97.8%	90.3%	88.2%
Teachers returning from previous year	91.4%	No Change	89.4%	87.8%
Teacher attendance rate	93.2%	Down from 93.6%	95.3%	95.2%
Average teacher salary*	\$53,265	Up 0.4%	\$47,826	\$46,773
Classes not taught by highly qualified teachers	0.0%	No Change	0.0%	0.0%
Professional development days/teacher	18.4 days	Up from 5.3 days	11.1 days	10.5 days
School				
Principal's years at school	10.0	Up from 9.0	5.0	4.0
Student-teacher ratio in core subjects	20.9 to 1	Up from 19.2 to 1	20.7 to 1	19.9 to 1
Prime instructional time	85.9%	Down from 89.9%	90.3%	90.4%
Opportunities in the arts	Good	No Change	Good	Good
SACS accreditation	Yes	No Change	Yes	Yes
Parents attending conferences	100.0%	Up from 98.2%	100.0%	100.0%
Character development program	Excellent	No Change	Excellent	Excellent
Dollars spent per pupil**	\$8,223	Up 0.2%	\$6,965	\$7,447
Percent of expenditures for instruction**	66.6%	Down from 69.2%	68.9%	68.4%
Percent of expenditures for teacher salaries**	62.9%	Down from 65.3%	66.1%	65.8%
% of AYP objectives met	95.2%	Down from 100.0%	95.2%	90.5%

* Length of contract = 185+ days.

** Prior year audited financial data available.

EVALUATION RESULTS

	Teachers	Students*	Parents*
Number of surveys returned	48	113	108
Percent satisfied with learning environment	97.9%	88.5%	96.2%
Percent satisfied with social and physical environment	100.0%	90.3%	95.3%
Percent satisfied with school-home relations	100.0%	91.2%	91.7%

*Only students at the highest elementary school grade level at this school and their parents were included.

REPORT OF PRINCIPAL AND SCHOOL IMPROVEMENT COUNCIL

Lakewood Elementary School was recognized as a National Blue Ribbon School nominee in 2010-11! It was a year filled with continued high achievement and academic success. Instructional strategies instrumental in reaching our goals included common planning across all grade levels, MAP testing with emphasis on data analysis, instructional monitoring with regular administrative classroom walkthrough visits, and reading and math intervention programs linked to identified at-risk students.

Our PTA and volunteer base continued to provide dedicated personalized assistance to our students as well as funding support for strategic instructional programs. The School Improvement Council remains an integral part of the school's management system in helping to ensure that Lakewood stays on point in meeting its mission and goals. Lakewood has a very active volunteer program whose members work one-on-one or in small groups with students in the areas of literacy and numeracy. The school has benefited from a positive mentoring program involving members of the Coastal Carolina University sports teams. We are proud of the many program initiatives and achievements earned this past year.

Lakewood was again recognized by the South Carolina Oversight Committee as a school that is Closing the Gap for historically underachieving student groups. We also were a recipient of the Gold Award for Academic Performance by the State Department of Education, and remain a recognized Red Carpet school. Lakewood has been recognized as a Bronze Level Award winner for the South Carolina Healthy Schools competition. The school also was a grand-prize winner of the Horry County Solid Waste Authority Talkin' Trash recycling initiative.

Lakewood is committed to academic excellence and involves parents, and community members in the decision making process through an active PTA and School Improvement Council. Data analysis, diagnostic testing, and research based best practices provide the necessary ingredients in helping to keep Lakewood growing academically.

The Lakewood Family continues to celebrate each child's academic successes and looks forward to providing instructional excellence to all of our students in the years to come!

Tom Rex, Principal 2010-11
Ozell Newman, School Improvement Council Chairperson

Comprehensive detail, including definitions of ratings, performance criteria, and explanations of status, is available on www.ed.sc.gov and www.eoc.sc.gov as well as school and school district websites.

Printed versions are available from school districts upon request.

Abbreviations Key

N/A Not Applicable N/AV Not Available N/C Not Collected N/R Not Reported I/S Insufficient Sample TBD To be determined

NI Newly Identified CSI Continuing School Improvement CA Corrective Action RP Plan to Restructure R Restructure DELAY School Improvement Status HOLD School Improvement Status