



SC Annual School Report Card Summary

KINGSTON ELEMENTARY
Horry

Grades: PK-5

Enrollment: 624

Principal: Mary J. Anderson

Superintendent: Dr. Cynthia Elsberry

Board Chair: Will Garland

PERFORMANCE

Comprehensive detail, including definitions of ratings, performance criteria, and explanations of status, is available on www.ed.sc.gov and www.eoc.sc.gov as well as school and school district websites. Printed versions are available from school districts upon request.

YEAR	ABSOLUTE RATING	GROWTH RATING	PALMETTO GOLD AND SILVER AWARD		AYP STATUS	NCLB IMPROVEMENT STATUS
			General Performance	Closing the Gap		
2011	Good	Good	TBD	TBD	Not Met	N/A
2010	Good	Good	Silver	N/A	Not Met	N/A
2009	Average	Average	N/A	N/A	Not Met	N/A

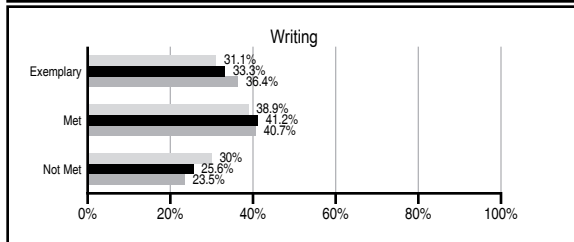
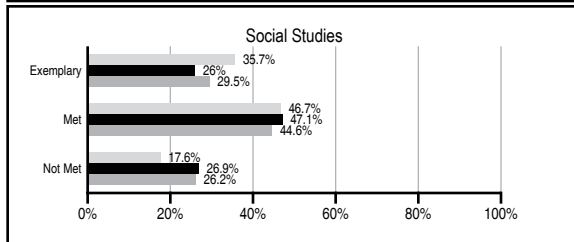
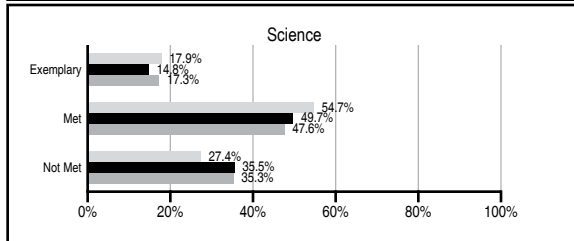
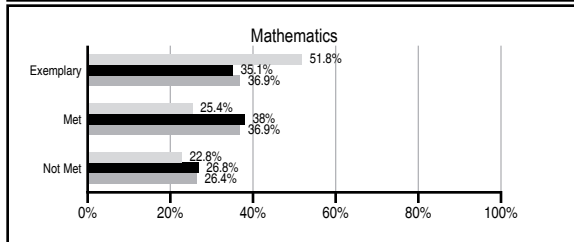
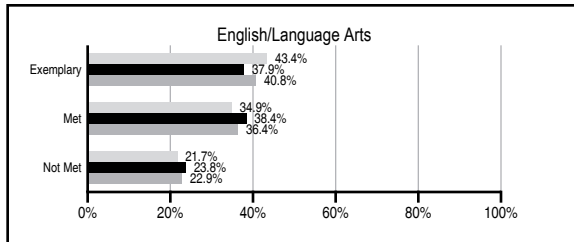
ABSOLUTE RATINGS OF ELEMENTARY SCHOOLS WITH STUDENTS LIKE OURS*

EXCELLENT	GOOD	AVERAGE	BELOW AVERAGE	AT-RISK
10	29	78	6	0

* Ratings are calculated with data available by 11/09/2011. Schools with Students Like Ours are Elementary Schools with Poverty Indices of no more than 5% above or below the index for this school.

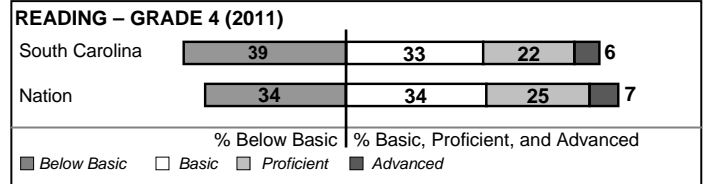
PASS PERFORMANCE

Our School
 Elementary Schools with Students Like Ours
 Elementary schools statewide



NAEP PERFORMANCE*

* Performance reported for SC and nation, data not available at school level. Percentages at NAEP Achievement Levels.



SC PERFORMANCE VISION

By 2020 all students will graduate with the knowledge and skills necessary to compete successfully in the global economy, participate in a democratic society and contribute positively as members of families and communities.

Abbreviations Key

N/A Not Applicable N/AV Not Available N/C Not Collected N/R Not Reported I/S Insufficient Sample TBD To be determined

NI Newly Identified CSI Continuing School Improvement CA Corrective Action RP Plan to Restructure R Restructure DELAY School Improvement Status HOLD School Improvement Status

KINGSTON ELEMENTARY [Horry]

SCHOOL PROFILE

	Our School	Change from Last Year	Elementary Schools with Students Like Ours	Median Elementary School
Students (n=624)				
Retention rate	0.0%	No Change	1.2%	1.1%
Attendance rate	95.0%	No Change	96.0%	96.2%
Served by gifted and talented program	21.3%	Up from 20.6%	12.7%	13.4%
With disabilities other than speech	6.2%	Down from 11.4%	4.7%	4.1%
Older than usual for grade	0.0%	Down from 0.2%	0.3%	0.3%
Out-of-school suspensions or expulsions for violent and/or criminal offenses	1.6%	Up from 0.6%	0.0%	0.0%
Teachers (n=37)				
Teachers with advanced degrees	59.5%	Up from 50.0%	61.3%	62.5%
Continuing contract teachers	94.6%	Up from 81.0%	90.0%	88.2%
Teachers returning from previous year	91.1%	Up from 90.9%	88.1%	87.8%
Teacher attendance rate	95.2%	Up from 92.3%	95.0%	95.2%
Average teacher salary*	\$51,442	Up 7.6%	\$46,745	\$46,773
Classes not taught by highly qualified teachers	0.0%	No Change	0.0%	0.0%
Professional development days/teacher	22.5 days	Up from 16.2 days	11.2 days	10.5 days
School				
Principal's years at school	12.0	Up from 11.0	4.0	4.0
Student-teacher ratio in core subjects	23.1 to 1	Up from 20.9 to 1	19.6 to 1	19.9 to 1
Prime instructional time	87.6%	Up from 85.4%	90.2%	90.4%
Opportunities in the arts	Good	No Change	Good	Good
SACS accreditation	Yes	No Change	Yes	Yes
Parents attending conferences	100.0%	Up from 99.0%	100.0%	100.0%
Character development program	Excellent	No Change	Excellent	Excellent
Dollars spent per pupil**	\$8,189	Down 7.6%	\$7,423	\$7,447
Percent of expenditures for instruction**	66.9%	Down from 67.3%	67.9%	68.4%
Percent of expenditures for teacher salaries**	63.0%	Up from 62.1%	65.3%	65.8%
% of AYP objectives met	90.5%	No Change	90.5%	90.5%

* Length of contract = 185+ days.

** Prior year audited financial data available.

EVALUATION RESULTS

	Teachers	Students*	Parents*
Number of surveys returned	39	86	73
Percent satisfied with learning environment	92.3%	88.2%	95.9%
Percent satisfied with social and physical environment	97.4%	84.9%	94.5%
Percent satisfied with school-home relations	94.6%	89.5%	94.4%

*Only students at the highest elementary school grade level at this school and their parents were included.

Comprehensive detail, including definitions of ratings, performance criteria, and explanations of status, is available on www.ed.sc.gov and www.eoc.sc.gov as well as school and school district websites.

Printed versions are available from school districts upon request.

REPORT OF PRINCIPAL AND SCHOOL IMPROVEMENT COUNCIL

Kingston Elementary is a community based rural school serving more than 600 students in child development through fifth grade. Our students are provided challenging and meaningful instruction through the skills of highly qualified teachers. The 2010-11 school year was a successful one. Increasing reading comprehension skills in grades three through five was a priority for the year as established by the instructional staff. We continued our efforts to enhance literacy instruction. As a result, teachers participated in professional growth and collaborative planning activities with a focus on content vocabulary development, the use of lexiles, and integration of content material. Continued staff development with the CORE reading consultant enhanced instructional efforts. DIBELS was used as a reading assessment for kindergarten and first grade. Ninety two percent of kindergarten students and seventy eight percent of first graders reached benchmark. Students in grades three through five received grade level reading instruction in a whole group model while small group instruction was provided for remediation or acceleration. Literacy workstations were refined to allow for independent reading time and fluency practice. The performance level of students in mathematics continues to be higher than ELA. To ensure continuous growth, students work in TEAM time groups for forty five minutes of daily math skills lessons. Additionally, our students participate in monthly writing prompts, integrated use of technology, and during school intervention sessions. Local school funds continue to support staff development activities for staff members and provide instructional materials for teachers and students.

The staff and school community share the mission to provide all children opportunities to excel in academics and develop positive social behaviors. The PTO works collaboratively with the staff to provide parenting workshops and family activities. The parenting workshops, preschool storytime, and parenting events were well attended. School Improvement Council worked to increase the number of volunteers involved in school activities. Through these efforts, each classroom was provided with at least one volunteer to tutor students in academic areas. Community and service related activities included Jump Rope for Heart, March of Dimes, CAP food drives, and HTC recycling. Fourth grade students received numerous awards for recycling efforts with the Solid Waste Authority. Students enjoyed enrichment of the arts through activities such as Fine Arts Day, May Day Play Day, Bingo for Books, Real Men Read, and field day. Author visits and musical performances were also highlights for the students. The families and community members made events such as Grits for Grandparents, Muffins for Moms, and Doughnuts for Dads a tremendous success.

Kingston Elementary parents and staff feel this is a safe school where their children are challenged academically and appreciated personally. We will continue to strive for excellence and work to ensure all students reach their academic potential. Achievements of Kingston Elementary are due to the dedication of its students, school staff, parents, and community. The support of the community at large is appreciated in our quest to provide a quality learning experience for all students.

Mary J. Anderson, Principal
Franklin Sanders, SIC Chairperson

Abbreviations Key

N/A Not Applicable N/AV Not Available N/C Not Collected N/R Not Reported I/S Insufficient Sample TBD To be determined
NI Newly Identified CSI Continuing School Improvement CA Corrective Action RP Plan to Restructure R Restructure DELAY School Improvement Status HOLD School Improvement Status