



SC Annual School Report Card Summary

DAISY ELEMENTARY
Horry

Grades: PK-5

Enrollment: 583

Principal: Dawn N Brooks

Superintendent: Dr. Cynthia Elsberry

Board Chair: Will Garland

PERFORMANCE

Comprehensive detail, including definitions of ratings, performance criteria, and explanations of status, is available on www.ed.sc.gov and www.eoc.sc.gov as well as school and school district websites. Printed versions are available from school districts upon request.

| YEAR | ABSOLUTE RATING | GROWTH RATING | PALMETTO GOLD AND SILVER AWARD | | AYP STATUS | NCLB IMPROVEMENT STATUS |
|------|-----------------|---------------|--------------------------------|-----------------|------------|-------------------------|
| | | | General Performance | Closing the Gap | | |
| 2011 | Good | Average | TBD | TBD | Not Met | N/A |
| 2010 | Average | Average | N/A | Silver | Met | N/A |
| 2009 | Average | Average | N/A | N/A | Not Met | R-HOLD |

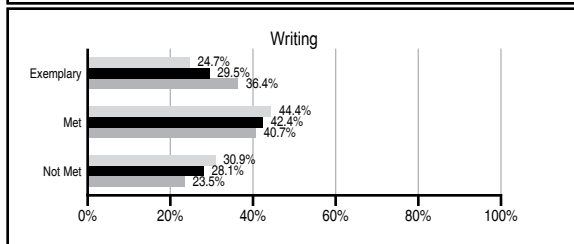
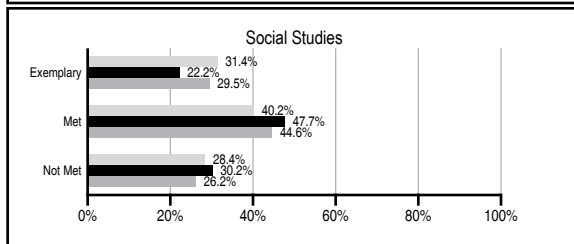
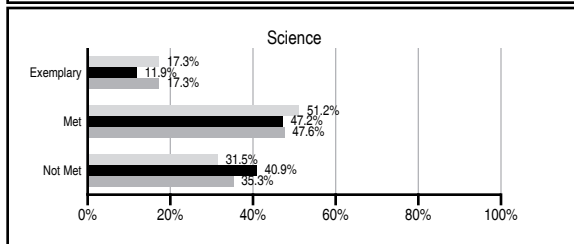
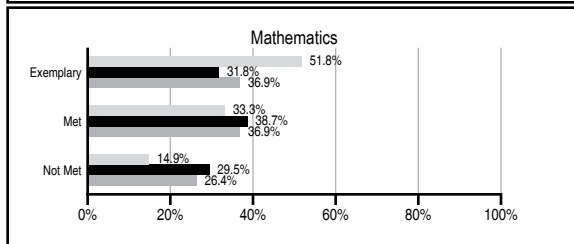
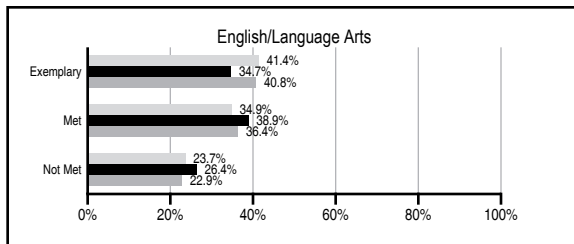
ABSOLUTE RATINGS OF ELEMENTARY SCHOOLS WITH STUDENTS LIKE OURS*

| EXCELLENT | GOOD | AVERAGE | BELOW AVERAGE | AT-RISK |
|-----------|------|---------|---------------|---------|
| 5 | 16 | 93 | 12 | 0 |

* Ratings are calculated with data available by 11/09/2011. Schools with Students Like Ours are Elementary Schools with Poverty Indices of no more than 5% above or below the index for this school.



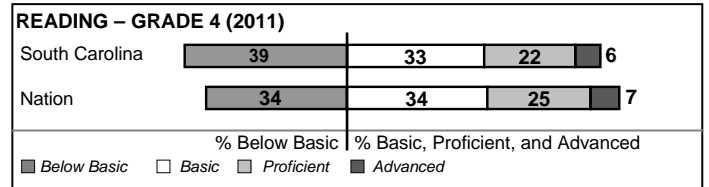
PASS PERFORMANCE

Our School
 Elementary Schools with Students Like Ours
 Elementary schools statewide



NAEP PERFORMANCE*

* Performance reported for SC and nation, data not available at school level. Percentages at NAEP Achievement Levels.



SC PERFORMANCE VISION

By 2020 all students will graduate with the knowledge and skills necessary to compete successfully in the global economy, participate in a democratic society and contribute positively as members of families and communities.

Abbreviations Key

N/A Not Applicable N/AV Not Available N/C Not Collected N/R Not Reported I/S Insufficient Sample TBD To be determined

NI Newly Identified CSI Continuing School Improvement CA Corrective Action RP Plan to Restructure R Restructure DELAY School Improvement Status HOLD School Improvement Status

DAISY ELEMENTARY [Horry]

SCHOOL PROFILE

| | Our School | Change from Last Year | Elementary Schools with Students Like Ours | Median Elementary School |
|--|------------|-----------------------|--|--------------------------|
| Students (n=583) | | | | |
| Retention rate | 2.5% | Down from 3.5% | 1.3% | 1.1% |
| Attendance rate | 97.7% | Up from 97.0% | 95.8% | 96.2% |
| Served by gifted and talented program | 16.4% | Up from 13.7% | 11.0% | 13.4% |
| With disabilities other than speech | 5.5% | Down from 10.5% | 4.8% | 4.1% |
| Older than usual for grade | 0.2% | No Change | 0.4% | 0.3% |
| Out-of-school suspensions or expulsions for violent and/or criminal offenses | 0.0% | No Change | 0.0% | 0.0% |
| Teachers (n=41) | | | | |
| Teachers with advanced degrees | 41.5% | Down from 46.3% | 59.6% | 62.5% |
| Continuing contract teachers | 85.4% | Up from 80.5% | 88.2% | 88.2% |
| Teachers returning from previous year | 92.6% | Up from 91.7% | 87.4% | 87.8% |
| Teacher attendance rate | 94.5% | Up from 91.7% | 94.9% | 95.2% |
| Average teacher salary* | \$49,109 | Up 3.5% | \$46,495 | \$46,773 |
| Classes not taught by highly qualified teachers | 0.0% | No Change | 0.0% | 0.0% |
| Professional development days/teacher | 17.8 days | Down from 21.7 days | 11.2 days | 10.5 days |
| School | | | | |
| Principal's years at school | 7.5 | Up from 6.5 | 4.0 | 4.0 |
| Student-teacher ratio in core subjects | 19.2 to 1 | Up from 17.8 to 1 | 19.6 to 1 | 19.9 to 1 |
| Prime instructional time | 91.4% | Up from 88.3% | 89.6% | 90.4% |
| Opportunities in the arts | Good | No Change | Good | Good |
| SACS accreditation | Yes | No Change | Yes | Yes |
| Parents attending conferences | 100.0% | No Change | 100.0% | 100.0% |
| Character development program | Excellent | No Change | Excellent | Excellent |
| Dollars spent per pupil** | \$10,921 | Up 3.3% | \$7,479 | \$7,447 |
| Percent of expenditures for instruction** | 65.8% | Down from 66.7% | 67.2% | 68.4% |
| Percent of expenditures for teacher salaries** | 60.0% | Down from 62.1% | 64.2% | 65.8% |
| % of AYP objectives met | 90.5% | Down from 100.0% | 88.1% | 90.5% |

* Length of contract = 185+ days.

** Prior year audited financial data available.

EVALUATION RESULTS

| | Teachers | Students* | Parents* |
|--|----------|-----------|----------|
| Number of surveys returned | 43 | 86 | 67 |
| Percent satisfied with learning environment | 88.4% | 85.7% | 90.8% |
| Percent satisfied with social and physical environment | 95.3% | 90.6% | 89.2% |
| Percent satisfied with school-home relations | 93.0% | 88.4% | 90.9% |

*Only students at the highest elementary school grade level at this school and their parents were included.

REPORT OF PRINCIPAL AND SCHOOL IMPROVEMENT COUNCIL

Daisy Elementary's mission is to ensure that each child receives a personalized quality education where she or he is nurtured and challenged by actively engaging in meaningful standards-based learning in preparation for their future. Through the hard work of our staff and students we have continued to ensure success for all. The 2010- 2011 school year proved to be our 17th successful year operating on a year round calendar. Effective instruction and student achievement is paramount and evident through the celebration of meeting AYP (Adequate Yearly Progress) and receiving the Silver Award for Closing the Achievement Gap. Students in grades K-5 received daily, specially planned instruction on their level in English Language Arts and Math. Teachers met weekly to plan and discuss ideas to enhance instruction in the classroom. Measures of Academic Progress (MAP) and DIBELS provided us with valuable data to better analyze students' strengths and weaknesses.

Staff participated in monthly professional development through the Core Reading Consortium. Through Core, teachers continued focusing on the Five Big Ideas of Reading (phonemic awareness, phonics, comprehension, vocabulary, and fluency). Teachers participated in on-going training for Everyday Math. Staff members in grades K-3 received extensive training in the Imagine It! reading program. All students participated in English Language Arts Workstations and students in Grades K-3 participated in the Imagine It! reading program.

Students and staff were involved in the community through HTC Recycling, Relay for Life, and Jump Rope for Heart. Approximately 150 students attended Intersession School during the fall, winter, and spring breaks. Approximately 90 students in Grades 3-5 attended extended day to strengthen their ELA and math skills. Seventeen 5th grade students participated in a pre-algebra on-line course. Several teachers are pursuing National Board Certification, Master's degrees, and doctoral degrees.

Daisy Elementary School is committed to reaching our goals, and we look forward to working with PTO, School Improvement Council, and parents to increase parental and community involvement. We are proud of the successes of our students and staff. We invite you to become an integral part of our commitment to excellence.

Dawn N Brooks, Principal
Tyler Caines, School Improvement Chairperson 2010-2011

Comprehensive detail, including definitions of ratings, performance criteria, and explanations of status, is available on www.ed.sc.gov and www.eoc.sc.gov as well as school and school district websites.

Printed versions are available from school districts upon request.

Abbreviations Key

N/A Not Applicable N/AV Not Available N/C Not Collected N/R Not Reported I/S Insufficient Sample TBD To be determined
NI Newly Identified CSI Continuing School Improvement CA Corrective Action RP Plan to Restructure R Restructure DELAY School Improvement Status HOLD School Improvement Status