



SC Annual School Report Card Summary

AYNOR ELEMENTARY

Horry

Grades: PK-5

Enrollment: 705

Principal: Wallace Gasque

Superintendent: Dr. Cynthia Elsberry

Board Chair: Will Garland

PERFORMANCE

Comprehensive detail, including definitions of ratings, performance criteria, and explanations of status, is available on www.ed.sc.gov and www.eoc.sc.gov as well as school and school district websites. Printed versions are available from school districts upon request.

YEAR	ABSOLUTE RATING	GROWTH RATING	PALMETTO GOLD AND SILVER AWARD		AYP STATUS	NCLB IMPROVEMENT STATUS
			General Performance	Closing the Gap		
2011	Excellent	Good	TBD	TBD	Not Met	N/A
2010	Good	Good	Silver	Silver	Met	N/A
2009	Good	Good	Silver	Silver	Met	N/A

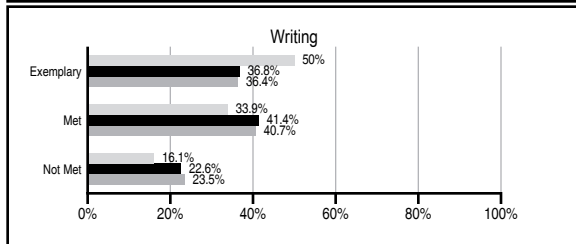
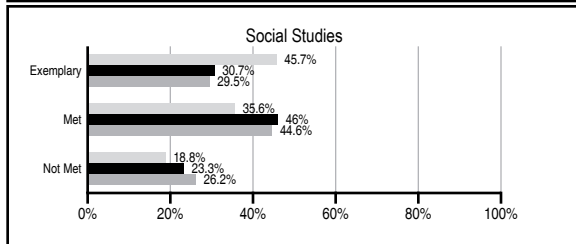
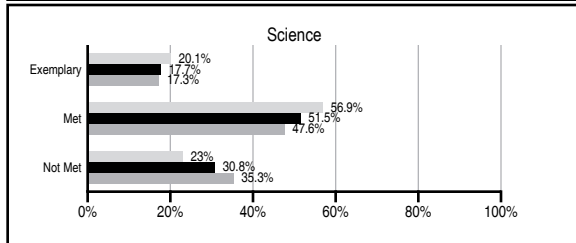
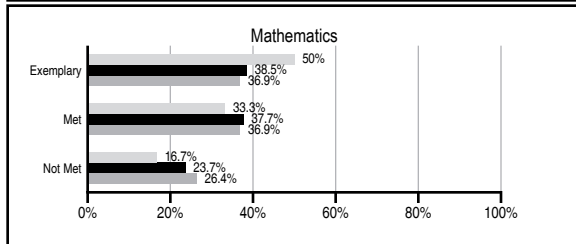
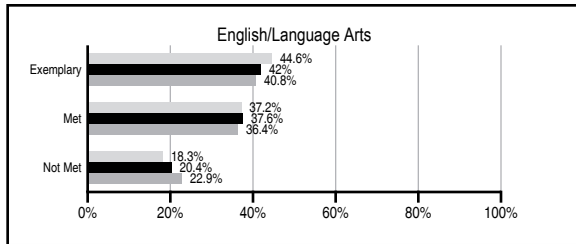
ABSOLUTE RATINGS OF ELEMENTARY SCHOOLS WITH STUDENTS LIKE OURS*

EXCELLENT	GOOD	AVERAGE	BELOW AVERAGE	AT-RISK
22	33	53	1	0

* Ratings are calculated with data available by 11/09/2011. Schools with Students Like Ours are Elementary Schools with Poverty Indices of no more than 5% above or below the index for this school.



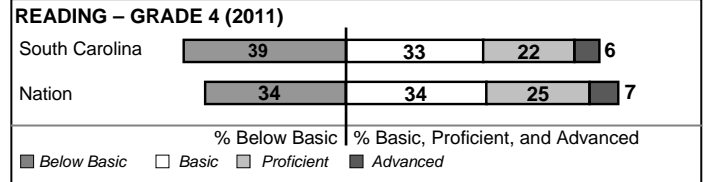
PASS PERFORMANCE

Our School
 Elementary Schools with Students Like Ours
 Elementary schools statewide



NAEP PERFORMANCE*

* Performance reported for SC and nation, data not available at school level. Percentages at NAEP Achievement Levels.



SC PERFORMANCE VISION

By 2020 all students will graduate with the knowledge and skills necessary to compete successfully in the global economy, participate in a democratic society and contribute positively as members of families and communities.

Abbreviations Key

N/A Not Applicable N/AV Not Available N/C Not Collected N/R Not Reported I/S Insufficient Sample TBD To be determined

NI Newly Identified CSI Continuing School Improvement CA Corrective Action RP Plan to Restructure R Restructure DELAY School Improvement Status HOLD School Improvement Status

AYNOR ELEMENTARY [Horry]

SCHOOL PROFILE

	Our School	Change from Last Year	Elementary Schools with Students Like Ours	Median Elementary School
Students (n=705)				
Retention rate	2.0%	Up from 1.1%	1.2%	1.1%
Attendance rate	95.3%	Up from 95.1%	96.1%	96.2%
Served by gifted and talented program	17.1%	Up from 14.9%	14.4%	13.4%
With disabilities other than speech	5.5%	Down from 10.3%	4.9%	4.1%
Older than usual for grade	0.1%	Down from 0.4%	0.3%	0.3%
Out-of-school suspensions or expulsions for violent and/or criminal offenses	0.4%	Up from 0.0%	0.0%	0.0%
Teachers (n=41)				
Teachers with advanced degrees	56.1%	Up from 54.8%	60.9%	62.5%
Continuing contract teachers	90.2%	Down from 90.5%	90.0%	88.2%
Teachers returning from previous year	93.6%	Down from 95.1%	88.5%	87.8%
Teacher attendance rate	94.4%	Up from 92.1%	95.2%	95.2%
Average teacher salary*	\$53,670	Up 2.1%	\$46,510	\$46,773
Classes not taught by highly qualified teachers	0.0%	No Change	0.0%	0.0%
Professional development days/teacher	16.5 days	Up from 15.4 days	10.4 days	10.5 days
School				
Principal's years at school	5.0	Up from 4.0	5.0	4.0
Student-teacher ratio in core subjects	22.0 to 1	Up from 18.5 to 1	20.1 to 1	19.9 to 1
Prime instructional time	86.8%	Up from 84.3%	90.2%	90.4%
Opportunities in the arts	Good	No Change	Good	Good
SACS accreditation	Yes	No Change	Yes	Yes
Parents attending conferences	100.0%	No Change	100.0%	100.0%
Character development program	Average	No Change	Excellent	Excellent
Dollars spent per pupil**	\$8,070	Down 3.5%	\$7,073	\$7,447
Percent of expenditures for instruction**	69.1%	Down from 69.6%	68.4%	68.4%
Percent of expenditures for teacher salaries**	64.8%	Down from 65.2%	65.8%	65.8%
% of AYP objectives met	89.5%	Down from 100.0%	92.3%	90.5%

* Length of contract = 185+ days.

** Prior year audited financial data available.

EVALUATION RESULTS

	Teachers	Students*	Parents*
Number of surveys returned	19	76	51
Percent satisfied with learning environment	100.0%	92.1%	90.0%
Percent satisfied with social and physical environment	94.7%	88.2%	88.0%
Percent satisfied with school-home relations	94.7%	88.0%	79.6%

*Only students at the highest elementary school grade level at this school and their parents were included.

REPORT OF PRINCIPAL AND SCHOOL IMPROVEMENT COUNCIL

During the 2010-2011 school year, the Aynor Elementary School students and staff delivered an outstanding performance. Our students performed well enough on the Palmetto Assessment of State Standards Test in the spring of 2010 to achieve an Absolute Report Card Rating of Good and earned Palmetto Silver. Aynor Elementary School also earned Palmetto Silver for Closing the Achievement Gap based on our students' PASS scores. In order to continue this progress and raise our improvement rating, we utilized MAP testing and DesCarte. During the English/Language Arts and Math block, students in grades 3-5 were grouped by achievement according to the results of the MAP assessment. Our students have excelled and we anticipate a marked improvement on our 2011 PASS.

In order to accommodate our continued needs in the area of English/Language arts and mathematics, we provided staff development in reading comprehension, Imagine It!, Literacy Workstations, BURST, Voyager Passport, and Everyday Mathematics. We hired certified teachers to provide interventions to small groups of students in ELA and mathematics. A reading specialist was employed to provide intensive small group tutoring for identified students in first and second grade.

Our music and drama program continued to expand, offering students steel drums, African drums, recorder, chorus, and regular music education. Our students performed at many different events throughout the school year. We are very proud of the wonderful opportunities offered to our community through our music program. Aynor Elementary's first musical, "The Jungle Book", was an outstanding success.

One full-time curriculum specialist was available to work with teachers on designing standards-based curriculum and assessments that would raise the level of instruction for all students. During-the-Day intervention sessions were offered to students in grades 1-5 who qualified. Select students in 5th grade scoring in the higher categories participated in an online pre-algebra course.

Our school theme, Working Together for Kids, exemplifies the positive attitude and spirit of the Aynor community and our commitment to providing a quality education for all students.

W. Reggie Gasque, Principal
Tony Godsey, School Improvement Council Chair 2010-2011

Comprehensive detail, including definitions of ratings, performance criteria, and explanations of status, is available on www.ed.sc.gov and www.eoc.sc.gov as well as school and school district websites.

Printed versions are available from school districts upon request.

Abbreviations Key

N/A Not Applicable N/AV Not Available N/C Not Collected N/R Not Reported I/S Insufficient Sample TBD To be determined

NI Newly Identified CSI Continuing School Improvement CA Corrective Action RP Plan to Restructure R Restructure DELAY School Improvement Status HOLD School Improvement Status