



SC Annual School Report Card Summary

ESTILL ELEMENTARY
Hampton 2
Grades: PK-5 Enrollment: 463
Principal: Martin Wright
Superintendent: Dr. Deonia A. Simmons
Board Chair: Benjamin Burison, Sr.

PERFORMANCE

Comprehensive detail, including definitions of ratings, performance criteria, and explanations of status, is available on www.ed.sc.gov and www.eoc.sc.gov as well as school and school district websites. Printed versions are available from school districts upon request.

YEAR	ABSOLUTE RATING	GROWTH RATING	PALMETTO GOLD AND SILVER AWARD		AYP STATUS	NCLB IMPROVEMENT STATUS
			General Performance	Closing the Gap		
2011	At-Risk	Below Average	TBD	TBD	Not Met	R
2010	At-Risk	Below Average	N/A	N/A	Not Met	RP
2009	At-Risk	At-Risk	N/A	N/A	Not Met	CA

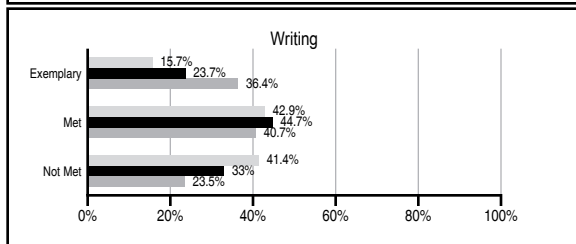
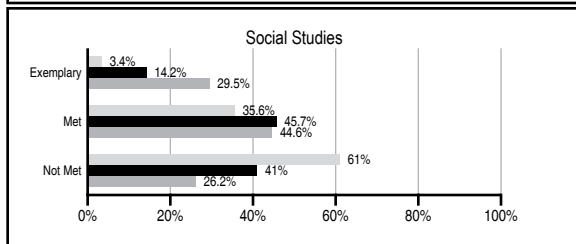
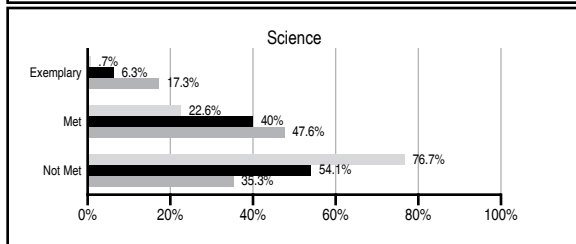
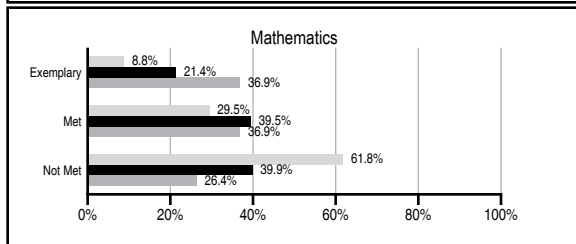
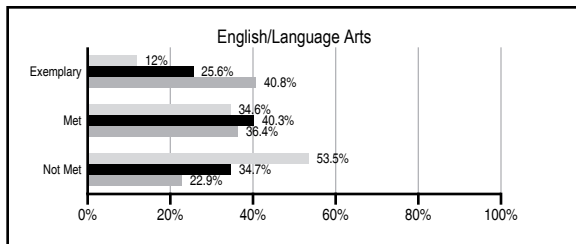
ABSOLUTE RATINGS OF ELEMENTARY SCHOOLS WITH STUDENTS LIKE OURS*

EXCELLENT	GOOD	AVERAGE	BELOW AVERAGE	AT-RISK
0	4	67	45	19

* Ratings are calculated with data available by 11/09/2011. Schools with Students Like Ours are Elementary Schools with Poverty Indices of no more than 5% above or below the index for this school.

PASS PERFORMANCE

Our School
 Elementary Schools with Students Like Ours
 Elementary schools statewide



NAEP PERFORMANCE*

* Performance reported for SC and nation, data not available at school level. Percentages at NAEP Achievement Levels.



SC PERFORMANCE VISION

By 2020 all students will graduate with the knowledge and skills necessary to compete successfully in the global economy, participate in a democratic society and contribute positively as members of families and communities.

Abbreviations Key

N/A Not Applicable N/AV Not Available N/C Not Collected N/R Not Reported I/S Insufficient Sample TBD To be determined

NI Newly Identified CSI Continuing School Improvement CA Corrective Action RP Plan to Restructure R Restructure DELAY School Improvement Status HOLD School Improvement Status

ESTILL ELEMENTARY [Hampton 2]

SCHOOL PROFILE

	Our School	Change from Last Year	Elementary Schools with Students Like Ours	Median Elementary School
Students (n=463)				
Retention rate	0.0%	Down from 0.2%	1.5%	1.1%
Attendance rate	96.5%	Up from 96.0%	95.9%	96.2%
Served by gifted and talented program	1.3%	Down from 2.8%	5.1%	13.4%
With disabilities other than speech	6.8%	Down from 7.7%	4.4%	4.1%
Older than usual for grade	0.0%	Down from 0.8%	0.6%	0.3%
Out-of-school suspensions or expulsions for violent and/or criminal offenses	0.0%	Down from 0.2%	0.0%	0.0%
Teachers (n=27)				
Teachers with advanced degrees	59.3%	Up from 53.3%	61.9%	62.5%
Continuing contract teachers	77.8%	Down from 83.3%	81.8%	88.2%
Teachers returning from previous year	73.1%	No Change	84.5%	87.8%
Teacher attendance rate	93.8%	Down from 95.8%	95.2%	95.2%
Average teacher salary*	\$45,196	Up 2.3%	\$45,168	\$46,773
Classes not taught by highly qualified teachers	6.2%	Up from 5.1%	0.0%	0.0%
Professional development days/teacher	11.3 days	Up from 5.3 days	10.8 days	10.5 days
School				
Principal's years at school	0.0	Down from 1.0	3.0	4.0
Student-teacher ratio in core subjects	23.1 to 1	Up from 18.6 to 1	17.5 to 1	19.9 to 1
Prime instructional time	86.5%	Down from 91.3%	90.1%	90.4%
Opportunities in the arts	Good	No Change	Good	Good
SACS accreditation	Yes	No Change	Yes	Yes
Parents attending conferences	100.0%	No Change	100.0%	100.0%
Character development program	Excellent	No Change	Excellent	Excellent
Dollars spent per pupil**	\$8,287	Down 2.5%	\$8,760	\$7,447
Percent of expenditures for instruction**	59.0%	Down from 63.0%	67.3%	68.4%
Percent of expenditures for teacher salaries**	56.3%	Down from 59.0%	63.8%	65.8%
% of AYP objectives met	40.0%	Down from 64.7%	76.9%	90.5%

* Length of contract = 185+ days.

** Prior year audited financial data available.

EVALUATION RESULTS

	Teachers	Students*	Parents*
Number of surveys returned	28	71	63
Percent satisfied with learning environment	67.9%	75.0%	72.1%
Percent satisfied with social and physical environment	71.4%	63.4%	61.3%
Percent satisfied with school-home relations	34.6%	74.3%	70.7%

*Only students at the highest elementary school grade level at this school and their parents were included.

REPORT OF PRINCIPAL AND SCHOOL IMPROVEMENT COUNCIL

The 2010-2011 school year at Estill Elementary School got off to an excellent start. Knowing that the elementary school is a catalyst for developing higher order learning skills; we have used data to drive instruction. MAP and benchmarks results were used to create a school-wide sixty (60) minute ELA intervention block and a fifty (50) minute RIT Band pullout session for all students. Also in an effort to improve our status, students who were identified as in need of extra help attended an after-school program. K-2 Enhancement, 3-5 Enrichment, SCE&G and other Supplemental Education Services all played an integral part in addressing our students' deficiencies. An extended school year provided additional support and reinforcement to students in grades 2-4. As a result of the above implementations, our MAP results from fall to spring showed significant improvement.

In effort to extend learning beyond the normal school day, Estill Elementary provided opportunities for all students and parents to participate in standards based literacy night activities. Students also had the opportunity to participate in several service learning projects. To enhance classroom learning, field trips were incorporated.

The SIC Committee met to discuss, plan and assist in carrying out the various activities and projects to improve the learning environment of our school.

Carl Williams, Principal
James Duncan, SIC President

Comprehensive detail, including definitions of ratings, performance criteria, and explanations of status, is available on www.ed.sc.gov and www.eoc.sc.gov as well as school and school district websites.

Printed versions are available from school districts upon request.

Abbreviations Key

N/A Not Applicable N/AV Not Available N/C Not Collected N/R Not Reported I/S Insufficient Sample TBD To be determined

NI Newly Identified CSI Continuing School Improvement CA Corrective Action RP Plan to Restructure R Restructure DELAY School Improvement Status HOLD School Improvement Status