



SC Annual School Report Card Summary

FENNELL ELEMENTARY

Hampton 1

Grades: PK-6

Enrollment: 185

Principal: Willie Coker

Superintendent: Douglas E. McTeer, Jr.

Board Chair: Mrs. Libby Murdaugh

PERFORMANCE

Comprehensive detail, including definitions of ratings, performance criteria, and explanations of status, is available on www.ed.sc.gov and www.eoc.sc.gov as well as school and school district websites. Printed versions are available from school districts upon request.

YEAR	ABSOLUTE RATING	GROWTH RATING	PALMETTO GOLD AND SILVER AWARD		AYP STATUS	NCLB IMPROVEMENT STATUS
			General Performance	Closing the Gap		
2011	Average	Average	TBD	TBD	Met	N/A
2010	Average	Good	Silver	Silver	Met	N/A
2009	Below Average	Average	N/A	N/A	Met	NI-DELAY

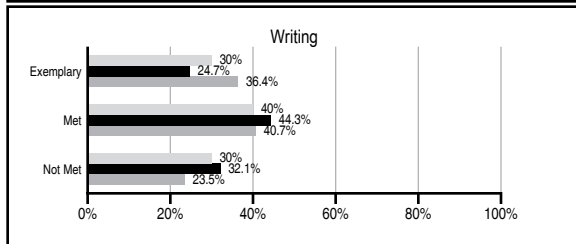
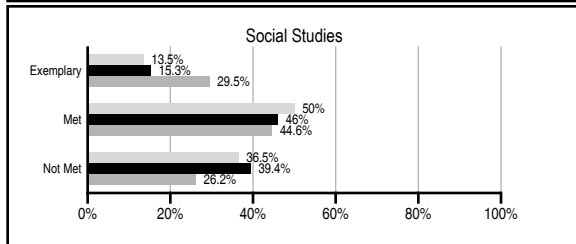
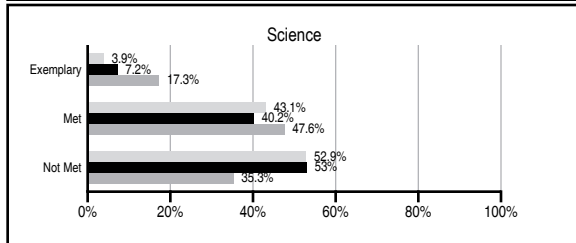
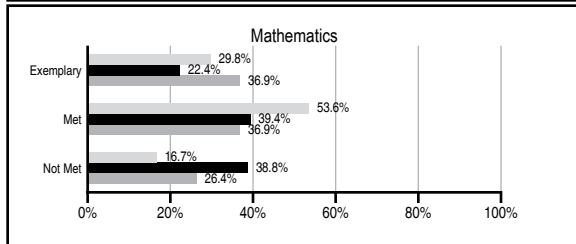
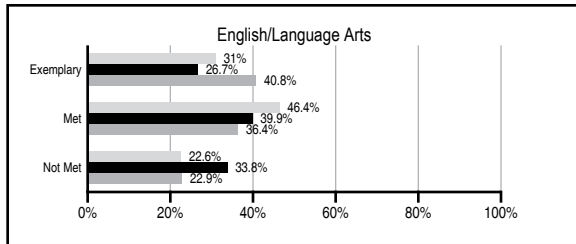
ABSOLUTE RATINGS OF ELEMENTARY SCHOOLS WITH STUDENTS LIKE OURS*

EXCELLENT	GOOD	AVERAGE	BELOW AVERAGE	AT-RISK
2	8	91	52	23

* Ratings are calculated with data available by 11/09/2011. Schools with Students Like Ours are Elementary Schools with Poverty Indices of no more than 5% above or below the index for this school.


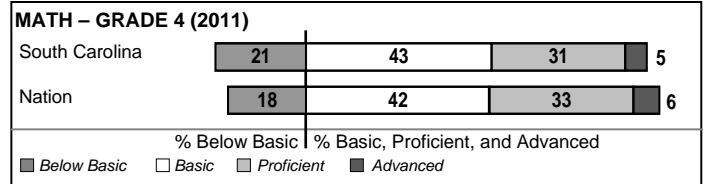
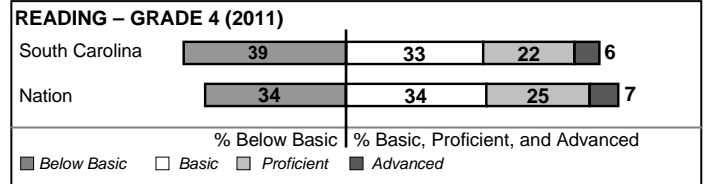
PASS PERFORMANCE

Our School Elementary Schools with Students Like Ours Elementary schools statewide



NAEP PERFORMANCE*

* Performance reported for SC and nation, data not available at school level. Percentages at NAEP Achievement Levels.



SC PERFORMANCE VISION

By 2020 all students will graduate with the knowledge and skills necessary to compete successfully in the global economy, participate in a democratic society and contribute positively as members of families and communities.

Abbreviations Key

N/A Not Applicable N/AV Not Available N/C Not Collected N/R Not Reported I/S Insufficient Sample TBD To be determined

NI Newly Identified CSI Continuing School Improvement CA Corrective Action RP Plan to Restructure R Restructure DELAY School Improvement Status HOLD School Improvement Status

FENNELL ELEMENTARY [Hampton 1]

SCHOOL PROFILE

	Our School	Change from Last Year	Elementary Schools with Students Like Ours	Median Elementary School
Students (n=185)				
Retention rate	2.3%	Down from 2.7%	1.5%	1.1%
Attendance rate	96.3%	Up from 96.2%	96.2%	96.2%
Served by gifted and talented program	4.2%	Up from 2.9%	5.4%	13.4%
With disabilities other than speech	0.0%	No Change	4.3%	4.1%
Older than usual for grade	1.0%	Down from 1.1%	0.6%	0.3%
Out-of-school suspensions or expulsions for violent and/or criminal offenses	0.0%	No Change	0.0%	0.0%
Teachers (n=15)				
Teachers with advanced degrees	73.3%	Up from 65.0%	61.5%	62.5%
Continuing contract teachers	100.0%	No Change	82.4%	88.2%
Teachers returning from previous year	90.5%	Up from 90.3%	84.7%	87.8%
Teacher attendance rate	94.4%	Up from 93.7%	95.2%	95.2%
Average teacher salary*	\$47,043	Down 1.6%	\$45,147	\$46,773
Classes not taught by highly qualified teachers	14.8%	Up from 7.6%	0.0%	0.0%
Professional development days/teacher	6.0 days	Down from 6.4 days	10.6 days	10.5 days
School				
Principal's years at school	15.0	Down from 46.0	3.8	4.0
Student-teacher ratio in core subjects	10.2 to 1	Down from 11.4 to 1	17.6 to 1	19.9 to 1
Prime instructional time	89.8%	Up from 88.5%	90.3%	90.4%
Opportunities in the arts	Fair	Down from Good	Good	Good
SACS accreditation	No	Down from Yes	Yes	Yes
Parents attending conferences	44.8%	Up from 26.6%	100.0%	100.0%
Character development program	Excellent	Up from Average	Excellent	Excellent
Dollars spent per pupil**	\$10,502	Up 0.7%	\$8,449	\$7,447
Percent of expenditures for instruction**	67.0%	Up from 66.0%	67.8%	68.4%
Percent of expenditures for teacher salaries**	65.3%	Up from 62.9%	64.2%	65.8%
% of AYP objectives met	100.0%	No Change	76.9%	90.5%

* Length of contract = 185+ days.

** Prior year audited financial data available.

EVALUATION RESULTS

	Teachers	Students*	Parents*
Number of surveys returned	21	20	12
Percent satisfied with learning environment	100.0%	75.0%	90.9%
Percent satisfied with social and physical environment	100.0%	65.0%	100.0%
Percent satisfied with school-home relations	85.7%	85.0%	63.6%

*Only students at the highest elementary school grade level at this school and their parents were included.

REPORT OF PRINCIPAL AND SCHOOL IMPROVEMENT COUNCIL

Fennell Elementary School is providing collaborative learning teams by allowing academic teachers to meet one day per month, to discuss progress of students and implement strategies for improved teaching and learning. We remain a family and community school working and growing together with the community. We are elated with the growing level of parental engagement, phenomenal volunteer program and community involvement. It is our mission to challenge and stimulate the growth of the whole child to promote quality learning experiences.

Some of the achievements and accomplishments of the 2009-2010 school year are:

- Class size reduction in all grades
- A high level technology program
- An after-school tutorial assistance and academic program
- School wide incentive program for teachers and students
- A licensed daycare facility
- A reputable school climate and a beautiful school environment
- A productive garden and greenhouse
- A Bright Ideas Grant
- A Red Carpet School
- Double Palmetto Silver Awards
- An AYP School
- An Improvement Rating of Good
- A 21st Century Program

We are committed to quality education for each student. It is our goal to continue to give each child the opportunity to excel and grow in a loving and positive environment.

Willie Coker, Principal

Comprehensive detail, including definitions of ratings, performance criteria, and explanations of status, is available on www.ed.sc.gov and www.eoc.sc.gov as well as school and school district websites.

Printed versions are available from school districts upon request.

Abbreviations Key

N/A Not Applicable N/AV Not Available N/C Not Collected N/R Not Reported I/S Insufficient Sample TBD To be determined
 NI Newly Identified CSI Continuing School Improvement CA Corrective Action RP Plan to Restructure R Restructure DELAY School Improvement Status HOLD School Improvement Status