



SC Annual School Report Card Summary

VARNVILLE ELEMENTARY

Hampton 1

Grades: K-3

Enrollment: 321

Principal: Donna G. Kinard

Superintendent: Douglas E. McTeer, Jr.

Board Chair: Mrs. Libby Murdaugh

PERFORMANCE

Comprehensive detail, including definitions of ratings, performance criteria, and explanations of status, is available on www.ed.sc.gov and www.eoc.sc.gov as well as school and school district websites. Printed versions are available from school districts upon request.

YEAR	ABSOLUTE RATING	GROWTH RATING	PALMETTO GOLD AND SILVER AWARD		AYP STATUS	NCLB IMPROVEMENT STATUS
			General Performance	Closing the Gap		
2011	Good	Excellent	TBD	TBD	Met	N/A
2010	Average	Average	N/A	N/A	Met	CSI-DELAY
2009	Average	At-Risk	N/A	N/A	Not Met	CSI

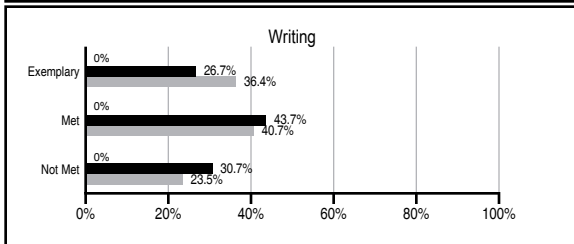
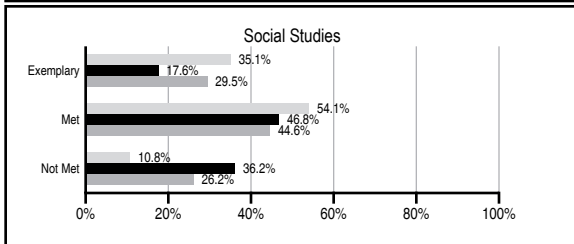
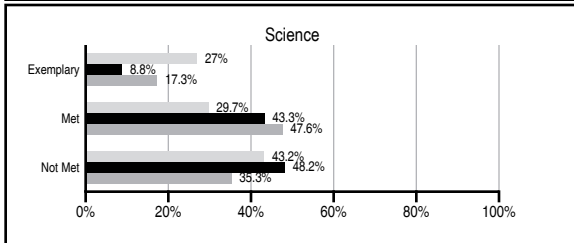
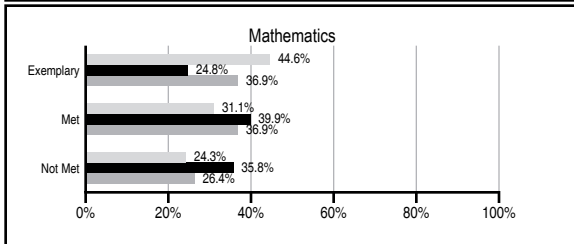
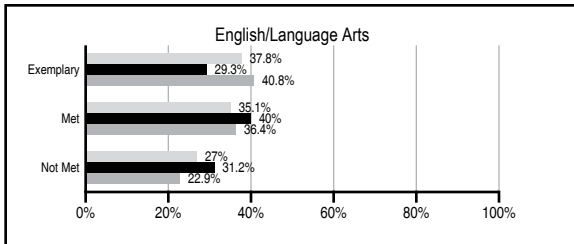
ABSOLUTE RATINGS OF ELEMENTARY SCHOOLS WITH STUDENTS LIKE OURS*

EXCELLENT	GOOD	AVERAGE	BELOW AVERAGE	AT-RISK
3	9	106	38	11

* Ratings are calculated with data available by 11/09/2011. Schools with Students Like Ours are Elementary Schools with Poverty Indices of no more than 5% above or below the index for this school.



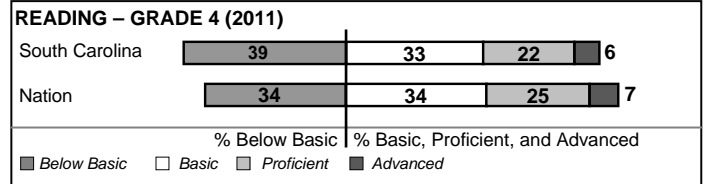
PASS PERFORMANCE

Our School
 Elementary Schools with Students Like Ours
 Elementary schools statewide



NAEP PERFORMANCE*

* Performance reported for SC and nation, data not available at school level. Percentages at NAEP Achievement Levels.



SC PERFORMANCE VISION

By 2020 all students will graduate with the knowledge and skills necessary to compete successfully in the global economy, participate in a democratic society and contribute positively as members of families and communities.

Abbreviations Key

N/A Not Applicable N/AV Not Available N/C Not Collected N/R Not Reported I/S Insufficient Sample TBD To be determined

NI Newly Identified CSI Continuing School Improvement CA Corrective Action RP Plan to Restructure R Restructure DELAY School Improvement Status HOLD School Improvement Status

VARNVILLE ELEMENTARY [Hampton 1]

SCHOOL PROFILE

	Our School	Change from Last Year	Elementary Schools with Students Like Ours	Median Elementary School
Students (n=321)				
Retention rate	2.1%	Down from 4.5%	1.5%	1.1%
Attendance rate	97.7%	Up from 96.2%	95.9%	96.2%
Served by gifted and talented program	2.6%	Up from 1.9%	7.1%	13.4%
With disabilities other than speech	1.0%	Down from 2.8%	4.5%	4.1%
Older than usual for grade	1.2%	Up from 0.5%	0.5%	0.3%
Out-of-school suspensions or expulsions for violent and/or criminal offenses	0.0%	No Change	0.0%	0.0%
Teachers (n=26)				
Teachers with advanced degrees	57.7%	Down from 61.5%	60.8%	62.5%
Continuing contract teachers	100.0%	Up from 96.2%	84.0%	88.2%
Teachers returning from previous year	94.7%	Down from 94.8%	85.6%	87.8%
Teacher attendance rate	96.1%	Up from 95.4%	95.2%	95.2%
Average teacher salary*	\$45,319	Up 0.1%	\$45,470	\$46,773
Classes not taught by highly qualified teachers	0.0%	No Change	0.0%	0.0%
Professional development days/teacher	9.5 days	Up from 9.3 days	10.4 days	10.5 days
School				
Principal's years at school	7.0	Up from 6.0	3.3	4.0
Student-teacher ratio in core subjects	14.1 to 1	Down from 15.1 to 1	18.2 to 1	19.9 to 1
Prime instructional time	92.9%	Up from 90.7%	90.0%	90.4%
Opportunities in the arts	Good	No Change	Good	Good
SACS accreditation	No	No Change	Yes	Yes
Parents attending conferences	94.6%	Down from 100.0%	100.0%	100.0%
Character development program	Excellent	No Change	Excellent	Excellent
Dollars spent per pupil**	\$8,134	Up 7.4%	\$7,987	\$7,447
Percent of expenditures for instruction**	72.4%	Up from 71.3%	68.1%	68.4%
Percent of expenditures for teacher salaries**	68.3%	Up from 64.5%	64.9%	65.8%
% of AYP objectives met	100.0%	No Change	76.9%	90.5%

* Length of contract = 185+ days.

** Prior year audited financial data available.

EVALUATION RESULTS

	Teachers	Students*	Parents*
Number of surveys returned	26	76	58
Percent satisfied with learning environment	92.3%	75.7%	78.9%
Percent satisfied with social and physical environment	96.0%	78.7%	83.9%
Percent satisfied with school-home relations	92.3%	84.2%	81.1%

*Only students at the highest elementary school grade level at this school and their parents were included.

Comprehensive detail, including definitions of ratings, performance criteria, and explanations of status, is available on www.ed.sc.gov and www.eoc.sc.gov as well as school and school district websites.

Printed versions are available from school districts upon request.

REPORT OF PRINCIPAL AND SCHOOL IMPROVEMENT COUNCIL

Varnville Elementary School (VES) had a very successful 2010-2011 school year and we are excited to share our accomplishments. Meeting Adequate Yearly Progress (AYP) was one of our proudest moments and our school report card improvement rating increased to Average. We are a three-time Red Carpet School winner for providing a family-friendly environment. VES continues to offer meaningful, educational opportunities for all students beginning with the four Child Development Educational Pilot Program (CDEPP) district classes.

In only our second year of Positive Behavior Interventions and Support (PBIS) we were recognized as a PBIS "Ribbon" school. Our school's culture promotes positive reinforcement of the VES school-wide expectations. We consistently teach proper procedures and students are praised and rewarded with bear paws for their positive behavior. We had to add a 125 and 150 Cub Club due to super behavior!

Varnville Elementary students participated in many service and community projects throughout the year. The "VES Wee Deliver" school postal system gave students the opportunity to write letters to friends and teachers. The "Energy Patrol" helped our school continue to conserve energy and save money. On Arbor Day our 3rd grade students presented a program and decorated the Varnville Gazebo Christmas tree. "Jump Rope for Heart" was a huge success. The VES Relay for Life team also did a great job and helped raise over \$2,000.

Our PreK and Kindergarten students got to visit with "Cocky", USC mascot and received books from the USC Cocky Reading Express program. The Ronald McDonald traveling dental van visited VES for two weeks and students had winning smiles after learning about dental care and receiving a check-up. Second grade VES students had Mr. Karl Singletary provide dance classes throughout the year. Third grade students learned about the writing process from published author, Dr. Crystal Ball O'Connor. Toni Buzzeo, published author, shared her books with VES students. Our students presented "Cinderella" under the direction of Dottie Martin and The Baillie Players.

This year we put a focus on student and faculty learning. We implemented a Response to Intervention (RTI) team to look at the reading and math progress of every single student. Using data we provided intervention for any student needing additional help. VES participated in the LeadS2MART SC Innovation Pilot this year. Our faculty and staff worked towards creating effective professional learning communities by participating and presenting information in after school hour workshops on reading comprehension and math strategies.

Our faculty includes nine (9) national Board Certified teachers. The dedication of this staff helped our first annual "Winter Fest" be a wonderful success helping to supply additional materials for the classrooms. We also received grants from Palmetto Electric Bright Ideas, "Seek-N-Grow" after school, a PEARLS "Healthy Outreach" grant, and an Improving Literacy through School Libraries grant. Our media center now has a Promethean Board for student interaction.

VES benefits from the strong commitment of our community, faculty/staff, SIC, PTO, parents, and students. We strive each day to help every child reach their potential.

Sally V. Williams – SIC Chair
Kinard - Principal

Donna G.

Abbreviations Key

N/A Not Applicable N/AV Not Available N/C Not Collected N/R Not Reported I/S Insufficient Sample TBD To be determined

NI Newly Identified CSI Continuing School Improvement CA Corrective Action RP Plan to Restructure R Restructure DELAY School Improvement Status HOLD School Improvement Status