



SC Annual School Report Card Summary

WARE SHOALS ELEMENTARY
Greenwood 51
Grades: 4-6 Enrollment: 237
Principal: Nancy Brown
Superintendent: Dr. Fay S. Sprouse
Board Chair: Mark Lowe

PERFORMANCE

Comprehensive detail, including definitions of ratings, performance criteria, and explanations of status, is available on www.ed.sc.gov and www.eoc.sc.gov as well as school and school district websites. Printed versions are available from school districts upon request.

YEAR	ABSOLUTE RATING	GROWTH RATING	PALMETTO GOLD AND SILVER AWARD		AYP STATUS	NCLB IMPROVEMENT STATUS
			General Performance	Closing the Gap		
2011	Good	Excellent	TBD	TBD	Met	N/A
2010	Average	Good	Silver	Silver	Not Met	N/A
2009	Average	Good	Silver	Silver	Met	N/A

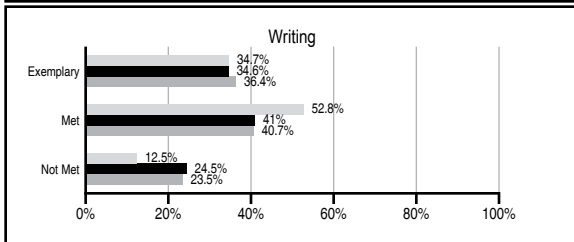
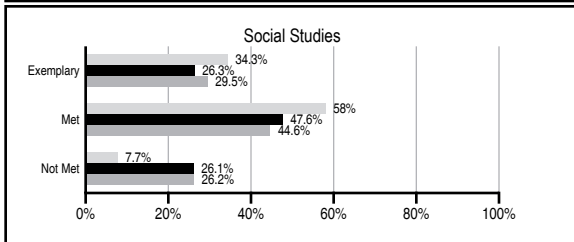
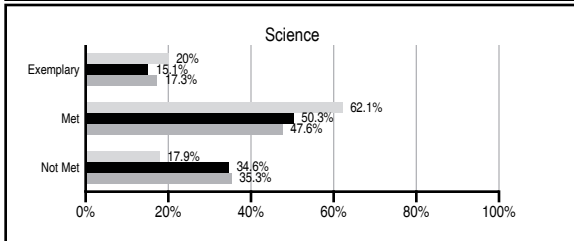
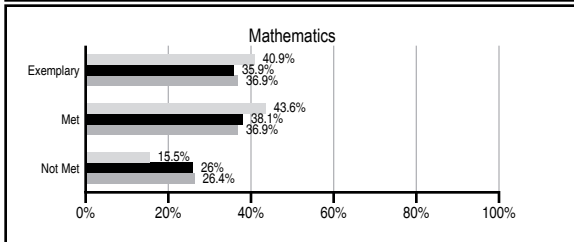
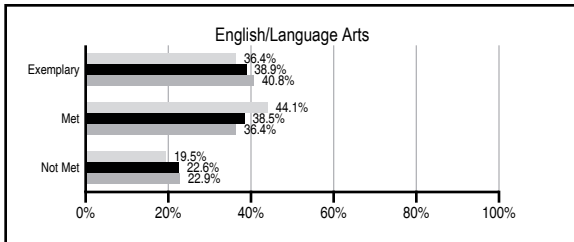
ABSOLUTE RATINGS OF ELEMENTARY SCHOOLS WITH STUDENTS LIKE OURS*

EXCELLENT	GOOD	AVERAGE	BELOW AVERAGE	AT-RISK
11	31	76	5	0

* Ratings are calculated with data available by 11/09/2011. Schools with Students Like Ours are Elementary Schools with Poverty Indices of no more than 5% above or below the index for this school.

PASS PERFORMANCE

Our School
 Elementary Schools with Students Like Ours
 Elementary schools statewide



NAEP PERFORMANCE*

* Performance reported for SC and nation, data not available at school level. Percentages at NAEP Achievement Levels.



SC PERFORMANCE VISION

By 2020 all students will graduate with the knowledge and skills necessary to compete successfully in the global economy, participate in a democratic society and contribute positively as members of families and communities.

Abbreviations Key

N/A Not Applicable N/AV Not Available N/C Not Collected N/R Not Reported I/S Insufficient Sample TBD To be determined

NI Newly Identified CSI Continuing School Improvement CA Corrective Action RP Plan to Restructure R Restructure DELAY School Improvement Status HOLD School Improvement Status

WARE SHOALS ELEMENTARY [Greenwood 51]

SCHOOL PROFILE

	Our School	Change from Last Year	Elementary Schools with Students Like Ours	Median Elementary School
Students (n=237)				
Retention rate	3.8%	Up from 1.6%	1.1%	1.1%
Attendance rate	96.2%	No Change	96.0%	96.2%
Served by gifted and talented program	14.8%	Down from 22.4%	12.7%	13.4%
With disabilities other than speech	14.1%	Down from 17.1%	4.7%	4.1%
Older than usual for grade	2.1%	Up from 1.2%	0.3%	0.3%
Out-of-school suspensions or expulsions for violent and/or criminal offenses	0.8%	Down from 1.9%	0.0%	0.0%
Teachers (n=16)				
Teachers with advanced degrees	43.8%	Down from 47.1%	60.9%	62.5%
Continuing contract teachers	87.5%	Down from 94.1%	90.5%	88.2%
Teachers returning from previous year	78.4%	Down from 83.8%	88.0%	87.8%
Teacher attendance rate	95.0%	Up from 94.1%	95.1%	95.2%
Average teacher salary*	\$38,885	Down 3.0%	\$46,745	\$46,773
Classes not taught by highly qualified teachers	0.0%	No Change	0.0%	0.0%
Professional development days/teacher	8.7 days	Up from 6.1 days	10.9 days	10.5 days
School				
Principal's years at school	7.0	Up from 6.0	4.0	4.0
Student-teacher ratio in core subjects	14.0 to 1	Down from 18.4 to 1	19.7 to 1	19.9 to 1
Prime instructional time	90.2%	Up from 89.6%	90.2%	90.4%
Opportunities in the arts	Good	No Change	Good	Good
SACS accreditation	No	No Change	Yes	Yes
Parents attending conferences	100.0%	Up from 96.4%	100.0%	100.0%
Character development program	Excellent	No Change	Excellent	Excellent
Dollars spent per pupil**	\$8,564	Up 3.7%	\$7,379	\$7,447
Percent of expenditures for instruction**	57.1%	Up from 56.9%	67.6%	68.4%
Percent of expenditures for teacher salaries**	51.6%	Down from 52.8%	64.7%	65.8%
% of AYP objectives met	100.0%	Up from 95.2%	93.1%	90.5%

* Length of contract = 185+ days.

** Prior year audited financial data available.

EVALUATION RESULTS

	Teachers	Students*	Parents*
Number of surveys returned	15	79	56
Percent satisfied with learning environment	100.0%	87.3%	94.4%
Percent satisfied with social and physical environment	100.0%	84.8%	100.0%
Percent satisfied with school-home relations	93.3%	84.8%	90.6%

*Only students at the highest elementary school grade level at this school and their parents were included.

REPORT OF PRINCIPAL AND SCHOOL IMPROVEMENT COUNCIL

Ware Shoals Elementary School is a community dedicated to educational excellence. Our mission is to provide a foundation of academic excellence that will enable all students to become independent, lifelong learners in today's ever changing society. Ware Shoals Elementary has had an outstanding year! Our rating on the State School Report Card was an Average Absolute Rating and a Good Improvement Rating. Our school received recognition as a SC Silver Award winner. This award recognizes and rewards academic achievement. Ware Shoals Elementary School was also recognized for Closing the Achievement Gap by reducing the achievement gap for at least one historically underachieving student group. This year the faculty and staff, the School Improvement Council, the PTO, along with input from parents and students, developed a School Renewal Plan which will guide us for the next five years. This plan establishes priorities that will focus on raising achievement levels for all students. This plan also addresses the prevention of academic problems and reducing the achievement gaps identified on the annual report card.

To maximize academic achievement the following instructional tools are being used: Compass Learning Odyssey is a computerized program that allows teachers to create individual learning paths that address each student's unique challenges, MAP (Measures of Academic Progress) reflects the instructional level of students and measures their growth over time, and professional development activities that support best practices in education.

At Ware Shoals, students are held accountable to high standards of achievement. We recognize students' academic accomplishments through the Accelerated Reading Program, Semester Awards Day Programs, the District and Regional Spelling Bees, the State Superintendent's Writing Contest and the Beta Club. Students at Ware Shoals Elementary are given the opportunity to attend the Release Time Program. We have an active Student Council that implemented a recycling program this year. Our students are also provided an opportunity to participate in service learning activities which allow our students to give back to the community. This year our service learning projects included Relay for Life, Christmas is for Kids, and the Make A Wish Foundation. Funds toward our goal were raised through school dances and contests held throughout the year.

The faculty and staff at Ware Shoals Elementary School are united in our efforts to develop our students socially, emotionally, and intellectually. A combined effort from a dedicated faculty and staff, concerned parents, and a supportive community assures that we are assisting students in reaching their full potential.

Nancy Brown, Principal WSES
Teri Haynes, SIC Chairperson

Comprehensive detail, including definitions of ratings, performance criteria, and explanations of status, is available on www.ed.sc.gov and www.eoc.sc.gov as well as school and school district websites.

Printed versions are available from school districts upon request.

Abbreviations Key

N/A Not Applicable N/AV Not Available N/C Not Collected N/R Not Reported I/S Insufficient Sample TBD To be determined
NI Newly Identified CSI Continuing School Improvement CA Corrective Action RP Plan to Restructure R Restructure DELAY School Improvement Status HOLD School Improvement Status