

SC Annual School Report Card Summary

WARE SHOALS PRIMARY
Greenwood 51
Grades: PK-3
Principal: Frank Cason
Superintendent: Dr. Fay S. Sprouse
Board Chair: Mark Lowe

Enrollment: 313

PERFORMANCE

Comprehensive detail, including definitions of ratings, performance criteria, and explanations of status, is available on www.ed.sc.gov and www.eoc.sc.gov as well as school and school district websites. Printed versions are available from school districts upon request.

YEAR	ABSOLUTE RATING	GROWTH RATING	PALMETTO GOLD AND SILVER AWARD		AYP STATUS	NCLB IMPROVEMENT STATUS
			General Performance	Closing the Gap		
2011	Excellent	Average	TBD	TBD	Met	N/A
2010	Good	Below Average	N/A	N/A	Met	N/A
2009	Good	At-Risk	N/A	N/A	Met	N/A

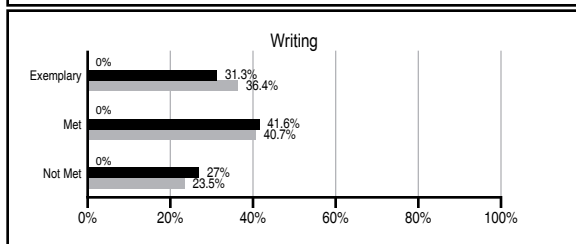
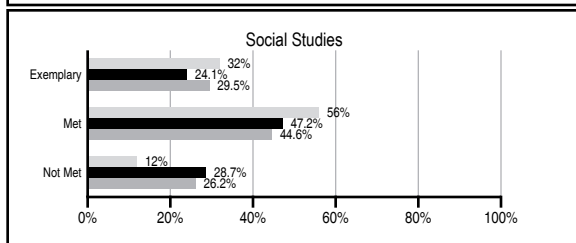
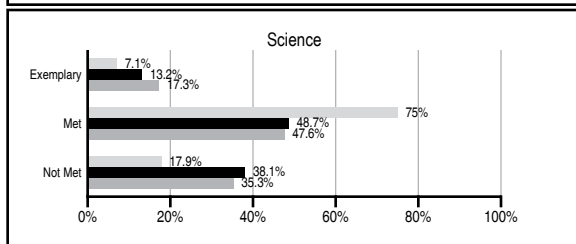
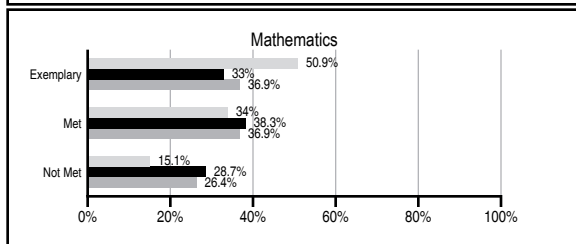
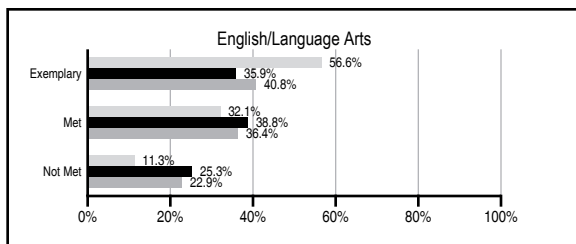
ABSOLUTE RATINGS OF ELEMENTARY SCHOOLS WITH STUDENTS LIKE OURS*

EXCELLENT	GOOD	AVERAGE	BELOW AVERAGE	AT-RISK
7	19	89	9	0

* Ratings are calculated with data available by 11/09/2011. Schools with Students Like Ours are Elementary Schools with Poverty Indices of no more than 5% above or below the index for this school.

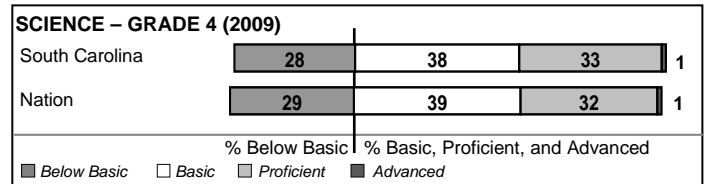

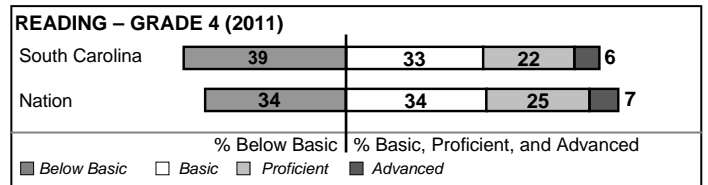
PASS PERFORMANCE

Our School
 Elementary Schools with Students Like Ours
 Elementary schools statewide



NAEP PERFORMANCE*

* Performance reported for SC and nation, data not available at school level. Percentages at NAEP Achievement Levels.



SC PERFORMANCE VISION

By 2020 all students will graduate with the knowledge and skills necessary to compete successfully in the global economy, participate in a democratic society and contribute positively as members of families and communities.

Abbreviations Key

N/A Not Applicable N/AV Not Available N/C Not Collected N/R Not Reported I/S Insufficient Sample TBD To be determined

NI Newly Identified CSI Continuing School Improvement CA Corrective Action RP Plan to Restructure R Restructure DELAY School Improvement Status HOLD School Improvement Status

WARE SHOALS PRIMARY [Greenwood 51]

SCHOOL PROFILE

	Our School	Change from Last Year	Elementary Schools with Students Like Ours	Median Elementary School
Students (n=313)				
Retention rate	1.9%	Down from 2.6%	1.3%	1.1%
Attendance rate	96.0%	Up from 95.3%	95.9%	96.2%
Served by gifted and talented program	3.4%	Down from 5.3%	11.9%	13.4%
With disabilities other than speech	3.9%	Down from 9.0%	5.0%	4.1%
Older than usual for grade	0.0%	No Change	0.3%	0.3%
Out-of-school suspensions or expulsions for violent and/or criminal offenses	0.0%	No Change	0.0%	0.0%
Teachers (n=24)				
Teachers with advanced degrees	62.5%	Up from 57.1%	60.3%	62.5%
Continuing contract teachers	91.7%	Up from 89.3%	89.6%	88.2%
Teachers returning from previous year	94.3%	Up from 92.2%	87.6%	87.8%
Teacher attendance rate	95.5%	Down from 96.8%	95.2%	95.2%
Average teacher salary*	\$43,157	Down 1.4%	\$46,621	\$46,773
Classes not taught by highly qualified teachers	0.0%	No Change	0.0%	0.0%
Professional development days/teacher	6.6 days	Up from 5.6 days	11.3 days	10.5 days
School				
Principal's years at school	4.0	Up from 3.0	4.0	4.0
Student-teacher ratio in core subjects	12.4 to 1	Up from 11.2 to 1	19.6 to 1	19.9 to 1
Prime instructional time	90.4%	Down from 91.6%	90.0%	90.4%
Opportunities in the arts	Good	No Change	Good	Good
SACS accreditation	No	No Change	Yes	Yes
Parents attending conferences	100.0%	Up from 89.9%	100.0%	100.0%
Character development program	Good	Down from Excellent	Excellent	Excellent
Dollars spent per pupil**	\$8,707	Down 0.1%	\$7,400	\$7,447
Percent of expenditures for instruction**	66.5%	Up from 59.6%	67.2%	68.4%
Percent of expenditures for teacher salaries**	59.7%	Up from 53.0%	64.6%	65.8%
% of AYP objectives met	100.0%	No Change	88.2%	90.5%

* Length of contract = 185+ days.

** Prior year audited financial data available.

EVALUATION RESULTS

	Teachers	Students*	Parents*
Number of surveys returned	22	53	37
Percent satisfied with learning environment	90.5%	88.7%	94.4%
Percent satisfied with social and physical environment	95.5%	96.2%	100.0%
Percent satisfied with school-home relations	76.2%	88.7%	91.7%

*Only students at the highest elementary school grade level at this school and their parents were included.

REPORT OF PRINCIPAL AND SCHOOL IMPROVEMENT COUNCIL

This has been a very busy and exciting year at Ware Shoals Primary School. Our staff has analyzed a variety of data as we worked on our five year strategic plan.

Included in this information was our academic progress on MAP, PASS, DIBELS and classroom assessments. Surveys from parents, students and our teachers also helped us develop our direction for the future.

We are glad to report our school made AYP and we maintained our Absolute Rating of Good on the South Carolina Annual Report Card. We were one of the 21 schools out of 123 schools rated like ours to score Good or better on the yearly report.

We were very fortunate to be able to add an additional four year old kindergarten class. We now have one full day class and two half day four year old classes allowing us to serve 55 students. In five year old kindergarten, we have adopted standards based report cards. This helps establish the groundwork for future staff development.

This summer, we will send a team of five staff members to Curriculum Mapping training. Next year, we will use this training to allow us to establish a map for math. Our goal will be to make sure all standards are covered in a logical sequence and during the appropriate grade. Planning within and between grades will allow us to fulfill our district motto, "Learning, Serving and Leading."

W. Frank Cason, Principal
Janice Bishop, SIC Chairman

Comprehensive detail, including definitions of ratings, performance criteria, and explanations of status, is available on www.ed.sc.gov and www.eoc.sc.gov as well as school and school district websites.

Printed versions are available from school districts upon request.

Abbreviations Key

N/A Not Applicable N/AV Not Available N/C Not Collected N/R Not Reported I/S Insufficient Sample TBD To be determined

NI Newly Identified CSI Continuing School Improvement CA Corrective Action RP Plan to Restructure R Restructure DELAY School Improvement Status HOLD School Improvement Status