



# SC Annual School Report Card Summary

**WOODFIELDS ELEMENTARY**  
 Greenwood 50  
 Grades: K-5 Enrollment: 629  
 Principal: Virginia Metts  
 Superintendent: Darrell Johnson  
 Board Chair: Debrah Miller

## PERFORMANCE

Comprehensive detail, including definitions of ratings, performance criteria, and explanations of status, is available on [www.ed.sc.gov](http://www.ed.sc.gov) and [www.eoc.sc.gov](http://www.eoc.sc.gov) as well as school and school district websites. Printed versions are available from school districts upon request.

YEAR	ABSOLUTE RATING	GROWTH RATING	PALMETTO GOLD AND SILVER AWARD		AYP STATUS	NCLB IMPROVEMENT STATUS
			General Performance	Closing the Gap		
2011	Average	Average	TBD	TBD	Not Met	N/A
2010	Average	Average	N/A	N/A	Met	N/A
2009	Average	Average	N/A	N/A	Met	NI-DELAY

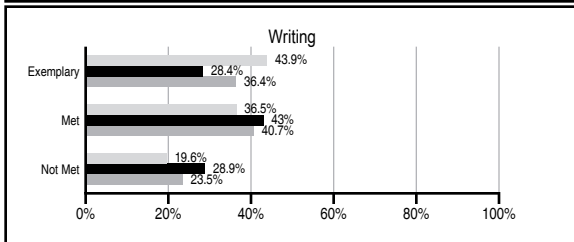
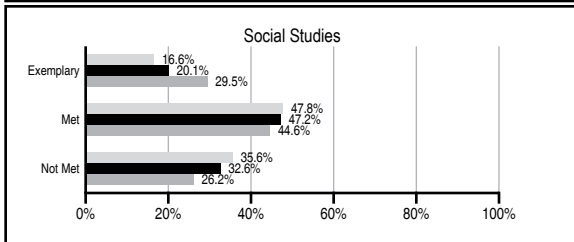
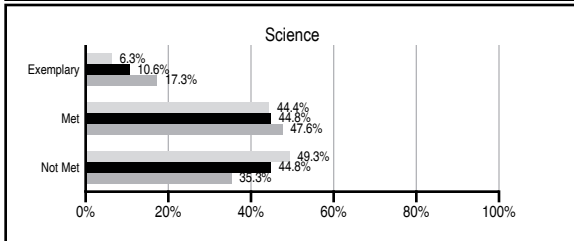
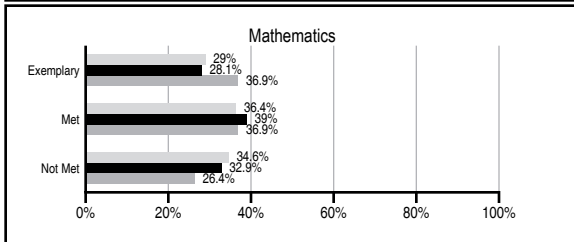
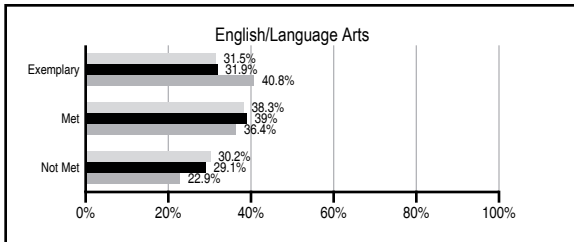
## ABSOLUTE RATINGS OF ELEMENTARY SCHOOLS WITH STUDENTS LIKE OURS\*

EXCELLENT	GOOD	AVERAGE	BELOW AVERAGE	AT-RISK
6	11	96	22	5

\* Ratings are calculated with data available by 11/09/2011. Schools with Students Like Ours are Elementary Schools with Poverty Indices of no more than 5% above or below the index for this school.

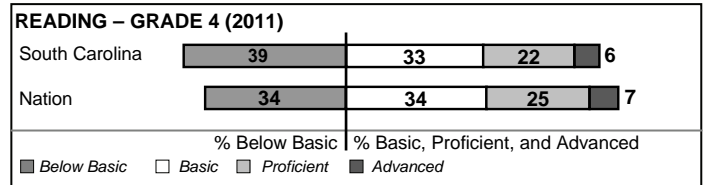
## PASS PERFORMANCE

Our School
  Elementary Schools with Students Like Ours
  Elementary schools statewide



## NAEP PERFORMANCE\*

\* Performance reported for SC and nation, data not available at school level. Percentages at NAEP Achievement Levels.



## SC PERFORMANCE VISION

*By 2020 all students will graduate with the knowledge and skills necessary to compete successfully in the global economy, participate in a democratic society and contribute positively as members of families and communities.*

### Abbreviations Key

N/A Not Applicable N/AV Not Available N/C Not Collected N/R Not Reported I/S Insufficient Sample TBD To be determined

NI Newly Identified CSI Continuing School Improvement CA Corrective Action RP Plan to Restructure R Restructure DELAY School Improvement Status HOLD School Improvement Status

# WOODFIELDS ELEMENTARY [Greenwood 50]

## SCHOOL PROFILE

	Our School	Change from Last Year	Elementary Schools with Students Like Ours	Median Elementary School
<b>Students (n=629)</b>				
Retention rate	2.2%	Up from 0.8%	1.5%	1.1%
Attendance rate	96.0%	Up from 95.7%	95.9%	96.2%
Served by gifted and talented program	22.5%	Down from 24.3%	8.5%	13.4%
With disabilities other than speech	3.8%	Down from 6.6%	4.5%	4.1%
Older than usual for grade	0.5%	Down from 0.6%	0.5%	0.3%
Out-of-school suspensions or expulsions for violent and/or criminal offenses	0.3%	Down from 2.8%	0.0%	0.0%
<b>Teachers (n=39)</b>				
Teachers with advanced degrees	66.7%	Up from 65.1%	61.3%	62.5%
Continuing contract teachers	89.7%	Up from 88.4%	85.7%	88.2%
Teachers returning from previous year	74.9%	Down from 81.7%	86.3%	87.8%
Teacher attendance rate	92.9%	Down from 94.6%	95.1%	95.2%
Average teacher salary*	\$47,771	Up 2.7%	\$45,768	\$46,773
Classes not taught by highly qualified teachers	0.0%	No Change	0.0%	0.0%
Professional development days/teacher	9.6 days	Up from 8.5 days	10.0 days	10.5 days
<b>School</b>				
Principal's years at school	0.5	Down from 3.0	4.0	4.0
Student-teacher ratio in core subjects	19.7 to 1	Down from 20.9 to 1	18.3 to 1	19.9 to 1
Prime instructional time	88.2%	Down from 89.5%	90.0%	90.4%
Opportunities in the arts	Excellent	No Change	Good	Good
SACS accreditation	Yes	No Change	Yes	Yes
Parents attending conferences	100.0%	No Change	100.0%	100.0%
Character development program	Good	Down from Excellent	Excellent	Excellent
Dollars spent per pupil**	\$7,162	Down 6.5%	\$7,797	\$7,447
Percent of expenditures for instruction**	71.0%	Up from 68.4%	67.8%	68.4%
Percent of expenditures for teacher salaries**	68.5%	Up from 65.4%	64.6%	65.8%
% of AYP objectives met	70.4%	Down from 100.0%	85.7%	90.5%

\* Length of contract = 185+ days.

\*\* Prior year audited financial data available.

## EVALUATION RESULTS

	Teachers	Students*	Parents*
Number of surveys returned	34	146	104
Percent satisfied with learning environment	91.2%	90.4%	93.2%
Percent satisfied with social and physical environment	94.1%	89.5%	89.2%
Percent satisfied with school-home relations	61.8%	88.2%	81.2%

\*Only students at the highest elementary school grade level at this school and their parents were included.

## REPORT OF PRINCIPAL AND SCHOOL IMPROVEMENT COUNCIL

Teaching and learning, student engagement and building community were the focus of the faculty, staff, students, and parents at Woodfields Elementary this year. As we focused on the school improvement goals, our students made gains in ELA and math as indicated on the Spring 2011 Measures of Academic Progress (MAP) assessments.

Woodfields students had the opportunity to be authentically engaged in learning and excel academically by participating in Balanced Literacy, Brain Boosters, Gifted and Talented, single gender classes, The ACTS program, RTI, Reading Recovery, Science Extravaganza, Accelerated Reader, and the ESOL program. Each nine weeks students were recognized for their academic successes.

Woodfields students were engaged in service learning projects throughout the year - United Way, March of Dimes, recycling, and the canned food-drive. Students also had the opportunity to participate in the WWFD News program, Drill Team, Literacy Day, Lander Performing Arts, The High Flyer Dance Team, ACTS "Informances", family nights and grade level parent activities.

Woodfields students were involved in developing a positive learning community by participating in character development. Terrific Kids were recognized monthly from each class. This year our school implemented Positive Behavior Interventions and Supports (PBIS). This program allowed students to earn rewards for exemplifying Woodfields' expectations of being Safe, staying On task, showing Actions of respect, and of being Responsible (SOAR).

Our teachers and staff constantly strived to improve teaching and learning to meet the needs of our students. Through professional development and instructional decisions based on student data and collaborative planning, Woodfields students have SOARed this year.

Patricia Scarborough, Interim Principal  
Rashida Patten, School Improvement Council Chair

Comprehensive detail, including definitions of ratings, performance criteria, and explanations of status, is available on [www.ed.sc.gov](http://www.ed.sc.gov) and [www.eoc.sc.gov](http://www.eoc.sc.gov) as well as school and school district websites.

Printed versions are available from school districts upon request.

### Abbreviations Key

N/A Not Applicable N/AV Not Available N/C Not Collected N/R Not Reported I/S Insufficient Sample TBD To be determined

NI Newly Identified CSI Continuing School Improvement CA Corrective Action RP Plan to Restructure R Restructure DELAY School Improvement Status HOLD School Improvement Status