



SC Annual School Report Card Summary

HODGES ELEMENTARY
Greenwood 50
Grades: K-5 Enrollment: 199
Principal: Roger Richburg
Superintendent: Darrell Johnson
Board Chair: Debrah Miller

PERFORMANCE

Comprehensive detail, including definitions of ratings, performance criteria, and explanations of status, is available on www.ed.sc.gov and www.eoc.sc.gov as well as school and school district websites. Printed versions are available from school districts upon request.

YEAR	ABSOLUTE RATING	GROWTH RATING	PALMETTO GOLD AND SILVER AWARD		AYP STATUS	NCLB IMPROVEMENT STATUS
			General Performance	Closing the Gap		
2011	Good	Good	TBD	TBD	Met	N/A
2010	Average	Good	Silver	N/A	Met	N/A
2009	Average	Good	Silver	N/A	Met	NI-DELAY

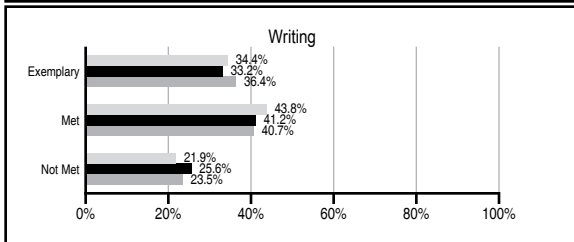
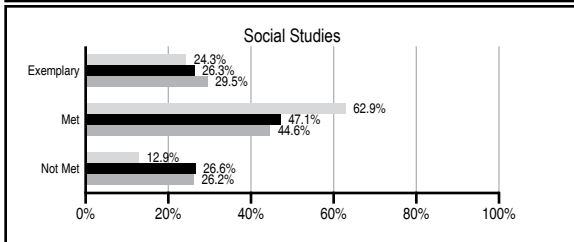
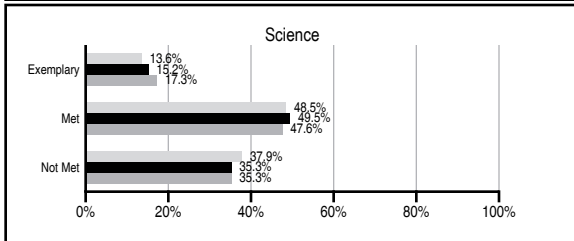
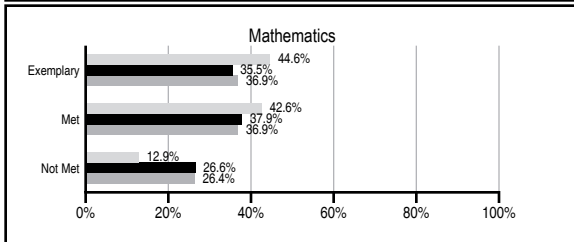
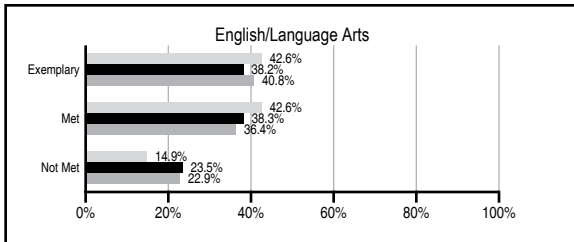
ABSOLUTE RATINGS OF ELEMENTARY SCHOOLS WITH STUDENTS LIKE OURS*

EXCELLENT	GOOD	AVERAGE	BELOW AVERAGE	AT-RISK
12	27	78	6	0

* Ratings are calculated with data available by 11/09/2011. Schools with Students Like Ours are Elementary Schools with Poverty Indices of no more than 5% above or below the index for this school.

PASS PERFORMANCE

Our School
 Elementary Schools with Students Like Ours
 Elementary schools statewide



NAEP PERFORMANCE*

* Performance reported for SC and nation, data not available at school level. Percentages at NAEP Achievement Levels.



SC PERFORMANCE VISION

By 2020 all students will graduate with the knowledge and skills necessary to compete successfully in the global economy, participate in a democratic society and contribute positively as members of families and communities.

Abbreviations Key

N/A Not Applicable N/AV Not Available N/C Not Collected N/R Not Reported I/S Insufficient Sample TBD To be determined

NI Newly Identified CSI Continuing School Improvement CA Corrective Action RP Plan to Restructure R Restructure DELAY School Improvement Status HOLD School Improvement Status

HODGES ELEMENTARY [Greenwood 50]

SCHOOL PROFILE

	Our School	Change from Last Year	Elementary Schools with Students Like Ours	Median Elementary School
Students (n=199)				
Retention rate	2.9%	Up from 0.4%	1.2%	1.1%
Attendance rate	96.5%	Up from 95.6%	96.0%	96.2%
Served by gifted and talented program	15.2%	Up from 12.8%	12.7%	13.4%
With disabilities other than speech	5.8%	Down from 7.8%	4.7%	4.1%
Older than usual for grade	0.5%	Up from 0.0%	0.3%	0.3%
Out-of-school suspensions or expulsions for violent and/or criminal offenses	0.0%	No Change	0.0%	0.0%
Teachers (n=13)				
Teachers with advanced degrees	46.2%	Up from 44.4%	61.3%	62.5%
Continuing contract teachers	100.0%	Up from 94.4%	90.0%	88.2%
Teachers returning from previous year	80.8%	Down from 89.5%	88.1%	87.8%
Teacher attendance rate	96.6%	Up from 94.1%	95.0%	95.2%
Average teacher salary*	\$49,836	Up 2.1%	\$46,767	\$46,773
Classes not taught by highly qualified teachers	0.0%	No Change	0.0%	0.0%
Professional development days/teacher	15.9 days	Up from 13.7 days	11.2 days	10.5 days
School				
Principal's years at school	4.0	Up from 3.0	4.0	4.0
Student-teacher ratio in core subjects	16.3 to 1	Down from 16.9 to 1	19.6 to 1	19.9 to 1
Prime instructional time	90.9%	Up from 88.8%	90.2%	90.4%
Opportunities in the arts	Good	No Change	Good	Good
SACS accreditation	Yes	No Change	Yes	Yes
Parents attending conferences	99.3%	Down from 100.0%	100.0%	100.0%
Character development program	Excellent	No Change	Excellent	Excellent
Dollars spent per pupil**	\$9,257	Down 0.3%	\$7,423	\$7,447
Percent of expenditures for instruction**	65.8%	Up from 64.2%	67.9%	68.4%
Percent of expenditures for teacher salaries**	62.4%	Down from 62.8%	65.1%	65.8%
% of AYP objectives met	100.0%	No Change	90.5%	90.5%

* Length of contract = 185+ days.

** Prior year audited financial data available.

EVALUATION RESULTS

	Teachers	Students*	Parents*
Number of surveys returned	19	35	35
Percent satisfied with learning environment	100.0%	91.4%	82.9%
Percent satisfied with social and physical environment	100.0%	94.3%	91.4%
Percent satisfied with school-home relations	89.5%	94.3%	91.2%

*Only students at the highest elementary school grade level at this school and their parents were included.

REPORT OF PRINCIPAL AND SCHOOL IMPROVEMENT COUNCIL

The mission of Hodges Elementary School is to provide all students with a quality education that promotes responsible life-long learning to become self-reliant citizens. The entire Hodges Elementary School Family has worked with a renewed effort to complete this mission during the 2010-2011 school year.

Teachers participated in professional development throughout the year to improve their authentic engagement skills. Lessons were designed to create excitement and to motivate students. SMART Board Training was updated and additional lessons were added to the current curriculum.

Balanced Literacy continued to be the focus of our ELA Curriculum and we continued to experience success. Instruction in our mathematics lab provided our students with a better understanding of mathematics operations. Social Studies and Science manipulatives were updated to encourage deeper levels of understanding and enthusiastic participation.

Initiatives to support life-long learning were our drill team, Grandparent's Day, MAP Celebrations, PBIS Celebrations, test talks, fall conference nights, PTO meetings, Hodges Has Talent student performances, and Schoolwide Planning Meetings. Students, parents, teachers, and community members participated in fundraisers for the United Way, the American Cancer Society, the March of Dimes, and various other PTO fundraising activities. The Hodges Elementary Family exceeded its goals during all campaigns.

Hodges Elementary has established the foundation for the Greenwood School of Inquiry-a school wide initiative-which will be implemented during the 2011-2012 school year. State academic standards for English language arts, math, science, and social studies will be taught in an environment that embraces authentic investigations and project-based learning. Research, data, and technology will be used as primary learning tools. All GSI teachers have received specialized training.

At Hodges Elementary-a Silver Award Winning School-our faculty, staff, administrators, parents, students, and community stakeholders share in the responsibility of providing a student-centered supportive learning environment.

Roger Richburg, Principal
Mark Stevens, School Improvement Council Chair

Comprehensive detail, including definitions of ratings, performance criteria, and explanations of status, is available on www.ed.sc.gov and www.eoc.sc.gov as well as school and school district websites.

Printed versions are available from school districts upon request.

Abbreviations Key

N/A Not Applicable N/AV Not Available N/C Not Collected N/R Not Reported I/S Insufficient Sample TBD To be determined

NI Newly Identified CSI Continuing School Improvement CA Corrective Action RP Plan to Restructure R Restructure DELAY School Improvement Status HOLD School Improvement Status