



SC Annual School Report Card Summary

LAKEVIEW ELEMENTARY

Greenwood 50

Grades: K-5

Enrollment: 536

Principal: Christi Carson

Superintendent: Darrell Johnson

Board Chair: Debrah Miller

PERFORMANCE

Comprehensive detail, including definitions of ratings, performance criteria, and explanations of status, is available on www.ed.sc.gov and www.eoc.sc.gov as well as school and school district websites. Printed versions are available from school districts upon request.

| YEAR | ABSOLUTE RATING | GROWTH RATING | PALMETTO GOLD AND SILVER AWARD | | AYP STATUS | NCLB IMPROVEMENT STATUS |
|------|-----------------|---------------|--------------------------------|-----------------|------------|-------------------------|
| | | | General Performance | Closing the Gap | | |
| 2011 | Good | Average | TBD | TBD | Not Met | N/A |
| 2010 | Excellent | Excellent | Gold | N/A | Met | N/A |
| 2009 | Excellent | Average | Gold | N/A | Met | NI-DELAY |

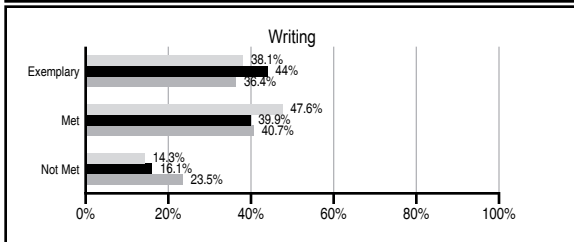
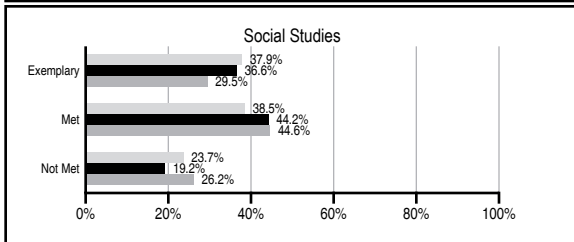
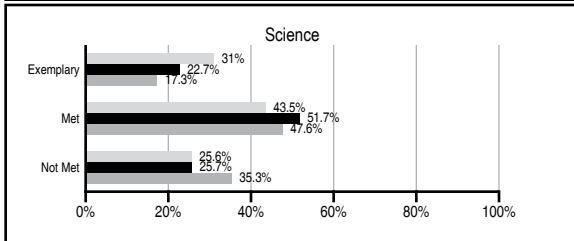
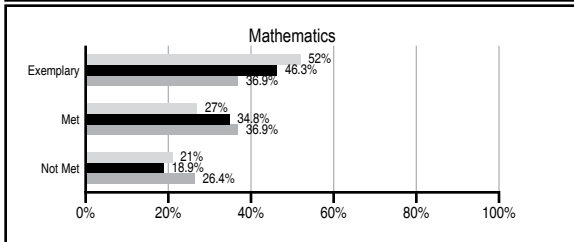
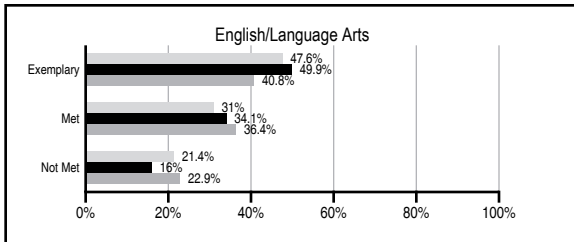
ABSOLUTE RATINGS OF ELEMENTARY SCHOOLS WITH STUDENTS LIKE OURS*

| EXCELLENT | GOOD | AVERAGE | BELOW AVERAGE | AT-RISK |
|-----------|------|---------|---------------|---------|
| 32 | 32 | 12 | 0 | 0 |

* Ratings are calculated with data available by 11/09/2011. Schools with Students Like Ours are Elementary Schools with Poverty Indices of no more than 5% above or below the index for this school.



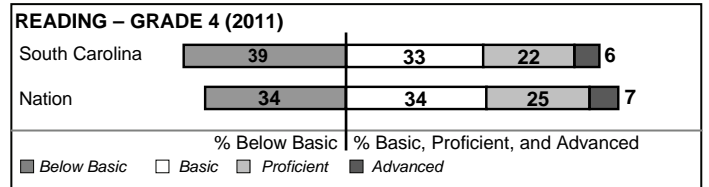
PASS PERFORMANCE

Our School
 Elementary Schools with Students Like Ours
 Elementary schools statewide



NAEP PERFORMANCE*

* Performance reported for SC and nation, data not available at school level. Percentages at NAEP Achievement Levels.



SC PERFORMANCE VISION

By 2020 all students will graduate with the knowledge and skills necessary to compete successfully in the global economy, participate in a democratic society and contribute positively as members of families and communities.

Abbreviations Key

N/A Not Applicable N/AV Not Available N/C Not Collected N/R Not Reported I/S Insufficient Sample TBD To be determined

NI Newly Identified CSI Continuing School Improvement CA Corrective Action RP Plan to Restructure R Restructure DELAY School Improvement Status HOLD School Improvement Status

LAKEVIEW ELEMENTARY [Greenwood 50]

SCHOOL PROFILE

| | Our School | Change from Last Year | Elementary Schools with Students Like Ours | Median Elementary School |
|--|------------|-----------------------|--|--------------------------|
| Students (n=536) | | | | |
| Retention rate | 0.9% | Down from 1.9% | 0.9% | 1.1% |
| Attendance rate | 96.6% | Down from 96.7% | 96.3% | 96.2% |
| Served by gifted and talented program | 22.6% | Down from 23.7% | 20.1% | 13.4% |
| With disabilities other than speech | 3.3% | Down from 6.1% | 3.5% | 4.1% |
| Older than usual for grade | 0.5% | Up from 0.2% | 0.2% | 0.3% |
| Out-of-school suspensions or expulsions for violent and/or criminal offenses | 0.4% | Down from 0.6% | 0.0% | 0.0% |
| Teachers (n=31) | | | | |
| Teachers with advanced degrees | 74.2% | Up from 65.7% | 65.9% | 62.5% |
| Continuing contract teachers | 93.5% | Up from 91.4% | 91.3% | 88.2% |
| Teachers returning from previous year | 85.5% | Down from 92.2% | 90.3% | 87.8% |
| Teacher attendance rate | 96.7% | Up from 96.3% | 95.0% | 95.2% |
| Average teacher salary* | \$47,410 | Up 1.1% | \$48,263 | \$46,773 |
| Classes not taught by highly qualified teachers | 0.0% | No Change | 0.0% | 0.0% |
| Professional development days/teacher | 6.8 days | Down from 14.5 days | 11.0 days | 10.5 days |
| School | | | | |
| Principal's years at school | 14.0 | Up from 13.0 | 5.0 | 4.0 |
| Student-teacher ratio in core subjects | 21.8 to 1 | Up from 20.0 to 1 | 20.8 to 1 | 19.9 to 1 |
| Prime instructional time | 92.7% | Up from 92.4% | 90.2% | 90.4% |
| Opportunities in the arts | Good | No Change | Good | Good |
| SACS accreditation | Yes | No Change | Yes | Yes |
| Parents attending conferences | 99.5% | Down from 100.0% | 100.0% | 100.0% |
| Character development program | Excellent | No Change | Excellent | Excellent |
| Dollars spent per pupil** | \$7,323 | Up 2.7% | \$7,071 | \$7,447 |
| Percent of expenditures for instruction** | 69.4% | Up from 67.8% | 68.9% | 68.4% |
| Percent of expenditures for teacher salaries** | 66.5% | Up from 66.3% | 66.7% | 65.8% |
| % of AYP objectives met | 82.4% | Down from 100.0% | 94.4% | 90.5% |

* Length of contract = 185+ days.

** Prior year audited financial data available.

EVALUATION RESULTS

| | Teachers | Students* | Parents* |
|--|----------|-----------|----------|
| Number of surveys returned | 32 | 90 | 34 |
| Percent satisfied with learning environment | 100.0% | 83.3% | 91.2% |
| Percent satisfied with social and physical environment | 100.0% | 85.6% | 88.2% |
| Percent satisfied with school-home relations | 96.9% | 88.9% | 94.1% |

*Only students at the highest elementary school grade level at this school and their parents were included.

REPORT OF PRINCIPAL AND SCHOOL IMPROVEMENT COUNCIL

Lakeview celebrated its 40th Birthday this past year, having opened in the fall of 1970. This year, in keeping with our theme, students strived to Stay Safe, Take Responsibility, and Act Respectfully as they continued to Reach for the Stars.

We used PBIS (Positive Behavioral Interventions and Support) in our classrooms to help students become responsible for their own learning and behavior. Teachers used balanced literacy to provide a research-based reading program that focused on student reading levels and needs and taught students effective reading strategies. We continued to work on ways to "close the achievement gap" by looking at the needs of our students giving those students learning activities designed to help them achieve their best.

Our student council and service clubs raised money for community service organizations. We partnered with the Lakeview PTO, and "Chick-fil-A" to teach effective character traits and skills.

The highlight of our year was being named a 2010-2011 Palmetto Gold Award winner based on our 2010 "Excellent" report card rating. This was our second consecutive year receiving a Palmetto Gold Award.

We had many curriculum offerings, including Reading Recovery, GATAS, a computer lab, a math lab, Art, Music, PE, and Special Education Services.

Our PTO supported many family activities and we had many volunteers who regularly assisted in the school.

We continue to "Reach for the Stars" at Lakeview Elementary School.

Mrs. Virginia Metts, Principal
Mrs. Angela Minick, Chairperson – Lakeview School Improvement Council

Comprehensive detail, including definitions of ratings, performance criteria, and explanations of status, is available on www.ed.sc.gov and www.eoc.sc.gov as well as school and school district websites.

Printed versions are available from school districts upon request.

Abbreviations Key

N/A Not Applicable N/AV Not Available N/C Not Collected N/R Not Reported I/S Insufficient Sample TBD To be determined
NI Newly Identified CSI Continuing School Improvement CA Corrective Action RP Plan to Restructure R Restructure DELAY School Improvement Status HOLD School Improvement Status