



SC Annual School Report Card Summary

OAKLAND ELEMENTARY
Greenwood 50
Grades: K-5 Enrollment: 469
Principal: Mark Blackwell
Superintendent: Darrell Johnson
Board Chair: Debrah Miller

PERFORMANCE

Comprehensive detail, including definitions of ratings, performance criteria, and explanations of status, is available on www.ed.sc.gov and www.eoc.sc.gov as well as school and school district websites. Printed versions are available from school districts upon request.

YEAR	ABSOLUTE RATING	GROWTH RATING	PALMETTO GOLD AND SILVER AWARD		AYP STATUS	NCLB IMPROVEMENT STATUS
			General Performance	Closing the Gap		
2011	Average	Average	TBD	TBD	Not Met	N/A
2010	Average	Average	N/A	N/A	Met	N/A
2009	Average	Below Average	N/A	N/A	Met	N/A

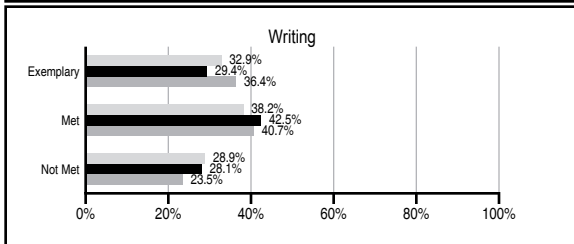
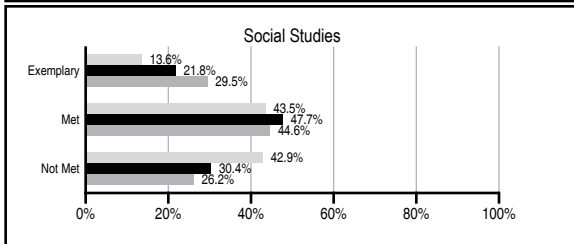
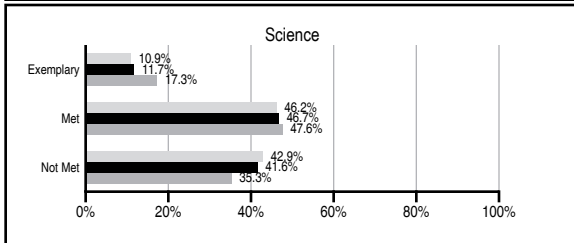
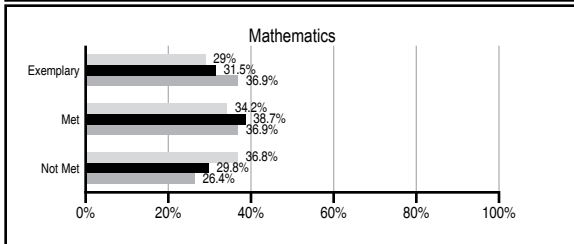
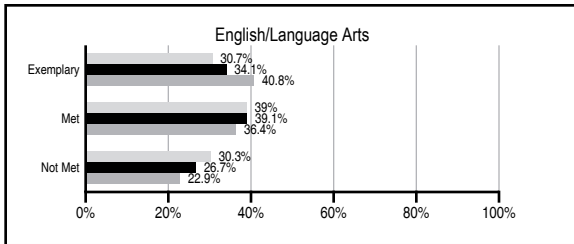
ABSOLUTE RATINGS OF ELEMENTARY SCHOOLS WITH STUDENTS LIKE OURS*

EXCELLENT	GOOD	AVERAGE	BELOW AVERAGE	AT-RISK
5	15	94	12	0

* Ratings are calculated with data available by 11/09/2011. Schools with Students Like Ours are Elementary Schools with Poverty Indices of no more than 5% above or below the index for this school.

PASS PERFORMANCE

Our School
 Elementary Schools with Students Like Ours
 Elementary schools statewide



NAEP PERFORMANCE*

* Performance reported for SC and nation, data not available at school level. Percentages at NAEP Achievement Levels.



SC PERFORMANCE VISION

By 2020 all students will graduate with the knowledge and skills necessary to compete successfully in the global economy, participate in a democratic society and contribute positively as members of families and communities.

Abbreviations Key

N/A Not Applicable N/AV Not Available N/C Not Collected N/R Not Reported I/S Insufficient Sample TBD To be determined

NI Newly Identified CSI Continuing School Improvement CA Corrective Action RP Plan to Restructure R Restructure DELAY School Improvement Status HOLD School Improvement Status

OAKLAND ELEMENTARY [Greenwood 50]

SCHOOL PROFILE

	Our School	Change from Last Year	Elementary Schools with Students Like Ours	Median Elementary School
Students (n=469)				
Retention rate	0.4%	Down from 0.8%	1.4%	1.1%
Attendance rate	96.2%	Up from 96.1%	95.9%	96.2%
Served by gifted and talented program	11.5%	Down from 12.4%	9.9%	13.4%
With disabilities other than speech	3.8%	Down from 8.2%	4.7%	4.1%
Older than usual for grade	0.0%	Down from 0.7%	0.4%	0.3%
Out-of-school suspensions or expulsions for violent and/or criminal offenses	0.0%	No Change	0.0%	0.0%
Teachers (n=30)				
Teachers with advanced degrees	50.0%	Up from 41.2%	59.6%	62.5%
Continuing contract teachers	96.7%	Up from 94.1%	88.4%	88.2%
Teachers returning from previous year	83.6%	Down from 85.7%	87.4%	87.8%
Teacher attendance rate	96.7%	No Change	95.0%	95.2%
Average teacher salary*	\$45,470	Down 0.8%	\$46,409	\$46,773
Classes not taught by highly qualified teachers	0.0%	No Change	0.0%	0.0%
Professional development days/teacher	11.3 days	Up from 10.2 days	11.3 days	10.5 days
School				
Principal's years at school	3.0	Up from 2.0	4.0	4.0
Student-teacher ratio in core subjects	19.5 to 1	No Change	19.6 to 1	19.9 to 1
Prime instructional time	92.5%	Up from 92.3%	89.7%	90.4%
Opportunities in the arts	Good	No Change	Good	Good
SACS accreditation	Yes	No Change	Yes	Yes
Parents attending conferences	99.3%	Down from 99.9%	100.0%	100.0%
Character development program	Excellent	No Change	Excellent	Excellent
Dollars spent per pupil**	\$7,239	Up 1.9%	\$7,484	\$7,447
Percent of expenditures for instruction**	69.3%	Up from 66.6%	67.6%	68.4%
Percent of expenditures for teacher salaries**	66.8%	Up from 65.2%	64.6%	65.8%
% of AYP objectives met	76.5%	Down from 100.0%	88.2%	90.5%

* Length of contract = 185+ days.

** Prior year audited financial data available.

EVALUATION RESULTS

	Teachers	Students*	Parents*
Number of surveys returned	33	79	62
Percent satisfied with learning environment	90.6%	75.9%	93.3%
Percent satisfied with social and physical environment	93.9%	79.7%	81.4%
Percent satisfied with school-home relations	78.8%	87.3%	84.7%

*Only students at the highest elementary school grade level at this school and their parents were included.

REPORT OF PRINCIPAL AND SCHOOL IMPROVEMENT COUNCIL

"Instruction, Integrity, and Improvement" was the theme for Oakland Elementary this year. The students and staff made great strides to meet this goal. Oakland was focused on student improvement. We made gains on MAP in math and language arts in every class in first through fifth grades. The staff, students, and parents created a learning community that felt like a family. Everyone focused on doing what was best for children.

Oakland teachers participated in classes, workshops, and attended conferences to enhance their instructional skills. Additional collegial planning times allowed grade-level teams to plan lessons to assure that the students were receiving consistent standard-based instruction. This professional learning community allowed for growth within the classroom further meeting the needs of all students. We are proud to be a Literacy Collaborative and PBIS School. Oakland continued to focus on balanced literacy, incorporating technology into instruction, and authentically engaging students.

Improving parent involvement continued to be a focus of Oakland's faculty and staff. We offered events throughout the school year. Oakland maintains an open door policy when it comes to meeting with our families. We had tremendous participation in Grandparents' Day, Community Nights, PASS Night, and PTO meetings.

Students were involved in community service projects throughout the year including: a recycling program, United Way, American Cancer Society, and food drives. We also had tremendous support from the community helping with Roots and Shoots, our educational garden, as well as our Reading Celebrations. Students are encouraged to take on responsibilities when it comes to our school community by not only participating in and operating the morning WOAK news program, but also participating in our safety patrol.

Oakland is very proud of our accomplishments this year. We have new challenges that we will face next year. We will continue to focus on student achievement. Oakland knows that "The Future is Our Frontier".

Sallie Russ, SIC Mark Blackwell, Principal

Comprehensive detail, including definitions of ratings, performance criteria, and explanations of status, is available on www.ed.sc.gov and www.eoc.sc.gov as well as school and school district websites.

Printed versions are available from school districts upon request.

Abbreviations Key

N/A Not Applicable N/AV Not Available N/C Not Collected N/R Not Reported I/S Insufficient Sample TBD To be determined

NI Newly Identified CSI Continuing School Improvement CA Corrective Action RP Plan to Restructure R Restructure DELAY School Improvement Status HOLD School Improvement Status