

SC Annual School Report Card Summary

LEGACY CHARTER

Greenville

Grades: K-9

Enrollment: 520

Principal: Frank M. Powell IV

Superintendent: Dr. Phinnize J. Fisher

Board Chair: Roger Meek

PERFORMANCE

Comprehensive detail, including definitions of ratings, performance criteria, and explanations of status, is available on www.ed.sc.gov and www.eoc.sc.gov as well as school and school district websites. Printed versions are available from school districts upon request.

YEAR	ABSOLUTE RATING	GROWTH RATING	PALMETTO GOLD AND SILVER AWARD		AYP STATUS	NCLB IMPROVEMENT STATUS
			General Performance	Closing the Gap		
2011	Below Average	Below Average	TBD	TBD	Not Met	NI
2010	At-Risk	At-Risk	N/A	N/A	Not Met	N/A
2009	At-Risk	Average	N/A	N/A	Met	N/A

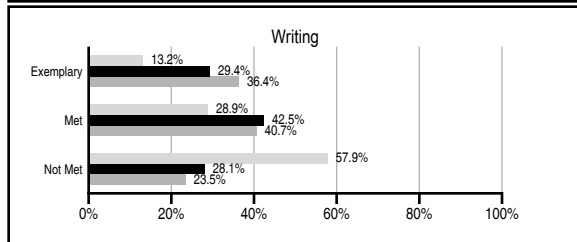
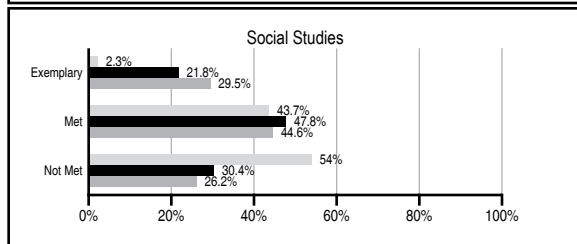
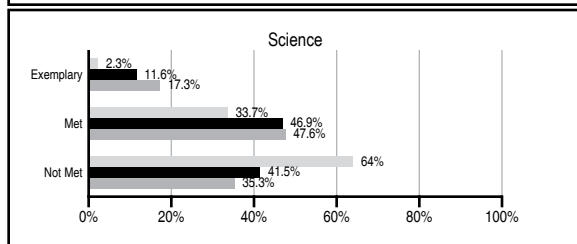
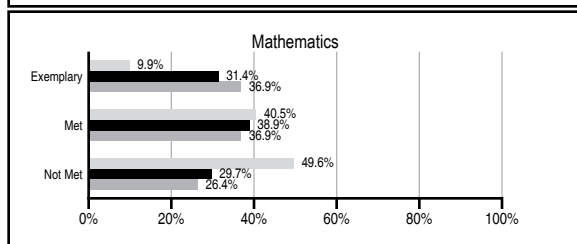
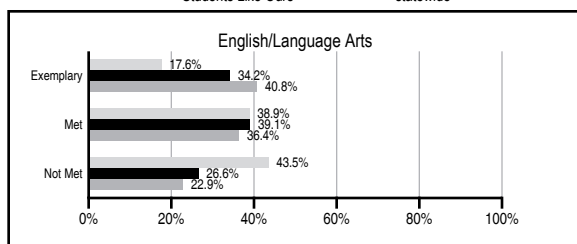
ABSOLUTE RATINGS OF ELEMENTARY SCHOOLS WITH STUDENTS LIKE OURS*

EXCELLENT	GOOD	AVERAGE	BELOW AVERAGE	AT-RISK
5	14	97	12	0

* Ratings are calculated with data available by 11/09/2011. Schools with Students Like Ours are Elementary Schools with Poverty Indices of no more than 5% above or below the index for this school.




PASS PERFORMANCE

Our School Elementary Schools with Students Like Ours Elementary schools statewide



NAEP PERFORMANCE*

* Performance reported for SC and nation, data not available at school level. Percentages at NAEP Achievement Levels.



SC PERFORMANCE VISION

By 2020 all students will graduate with the knowledge and skills necessary to compete successfully in the global economy, participate in a democratic society and contribute positively as members of families and communities.

Abbreviations Key

N/A Not Applicable N/AV Not Available N/C Not Collected N/R Not Reported I/S Insufficient Sample TBD To be determined

NI Newly Identified CSI Continuing School Improvement CA Corrective Action RP Plan to Restructure R Restructure DELAY School Improvement Status HOLD School Improvement Status

LEGACY CHARTER [Greenville]

SCHOOL PROFILE

	Our School	Change from Last Year	Elementary Schools with Students Like Ours	Median Elementary School
Students (n=520)				
Retention rate	0.0%	Down from 0.8%	1.4%	1.1%
Attendance rate	97.7%	Up from 95.4%	95.9%	96.2%
Served by gifted and talented program	2.4%	Up from 0.0%	10.3%	13.4%
With disabilities other than speech	3.6%	Down from 7.7%	4.7%	4.1%
Older than usual for grade	0.8%	Down from 1.4%	0.4%	0.3%
Out-of-school suspensions or expulsions for violent and/or criminal offenses	0.0%	Down from 0.8%	0.0%	0.0%
Teachers (n=41)				
Teachers with advanced degrees	48.8%	Up from 31.6%	59.6%	62.5%
Continuing contract teachers	22.0%	Down from 36.8%	88.8%	88.2%
Teachers returning from previous year	60.1%	Down from 78.3%	87.4%	87.8%
Teacher attendance rate	96.7%	Down from 99.6%	94.9%	95.2%
Average teacher salary*	\$40,526	Up 11.3%	\$46,522	\$46,773
Classes not taught by highly qualified teachers	6.2%	Down from 10.3%	0.0%	0.0%
Professional development days/teacher	11.3 days	No Change	11.3 days	10.5 days
School				
Principal's years at school	1.0	Down from 4.0	4.0	4.0
Student-teacher ratio in core subjects	20.3 to 1	Up from 20.0 to 1	19.6 to 1	19.9 to 1
Prime instructional time	94.2%	Down from 94.5%	89.7%	90.4%
Opportunities in the arts	Fair	No Change	Good	Good
SACS accreditation	Yes	No Change	Yes	Yes
Parents attending conferences	96.6%	Up from 84.2%	100.0%	100.0%
Character development program	At-Risk	No Change	Excellent	Excellent
Dollars spent per pupil**	N/A	N/A	\$7,479	\$7,447
Percent of expenditures for instruction**	N/A	N/A	67.6%	68.4%
Percent of expenditures for teacher salaries**	N/A	N/A	64.7%	65.8%
% of AYP objectives met	69.2%	Down from 77.8%	88.2%	90.5%

* Length of contract = 185+ days.

** Prior year audited financial data available.

REPORT OF PRINCIPAL AND SCHOOL IMPROVEMENT COUNCIL

The Fuller Normal Charter School started the school year with a name change as well as a change in Administration as well as some faculty and staff changes. The new name of our school is the Legacy Charter School. We continue to measure our success and monitor student progress based on summative and normative data. This year, The Legacy Charter School Community was dedicated to outstanding and shared vision and core values for our school.

Teachers and Staff at Legacy Charter School, are committed to the wellbeing and the success of our children and our school. The following is a synopsis of our efforts this school year.

- This year brought us our PASS results from 2010. The faculty at Legacy Charter School saw the results as an opportunity to talk about our students and ask ourselves what we might do to improve our results (our school's rating was At-Risk (not meeting AYP). As a result at faculty meetings, we were able to highlight some major data trends.
- Staff members participated in school profession development activities which focused on ELA and Mathematics, Harriett Ball (FearLESS Learning) was introduced to faculty and it has helped in improving both teaching and learning. Response to Intervention training at the elementary level was implemented.
- The MAP Assessment measured student progress over time. It assisted us in our work to know the strengths and the challenges of our children.
- The Middle College became a part of our high school. We had one student in our ninth grade class that to take a college class for credit.

Principal – Kenny George

Board Chairman – William Brown

EVALUATION RESULTS

	Teachers	Students*	Parents*
Number of surveys returned	N/A	N/A	N/A
Percent satisfied with learning environment	N/A	N/A	N/A
Percent satisfied with social and physical environment	N/A	N/A	N/A
Percent satisfied with school-home relations	N/A	N/A	N/A

*Only students at the highest elementary school grade level at this school and their parents were included.

Comprehensive detail, including definitions of ratings, performance criteria, and explanations of status, is available on www.ed.sc.gov and www.eoc.sc.gov as well as school and school district websites.

Printed versions are available from school districts upon request.

Abbreviations Key

N/A Not Applicable N/AV Not Available N/C Not Collected N/R Not Reported I/S Insufficient Sample TBD To be determined

NI Newly Identified CSI Continuing School Improvement CA Corrective Action RP Plan to Restructure R Restructure DELAY School Improvement Status HOLD School Improvement Status