

SC Annual School Report Card Summary

RUDOLPH GORDON ELEMENTARY
Greenville
Grades: K-5 **Enrollment: 598**
Principal: Jackie Parker
Superintendent: Dr. Phinnize J. Fisher
Board Chair: Roger Meek

PERFORMANCE

Comprehensive detail, including definitions of ratings, performance criteria, and explanations of status, is available on www.ed.sc.gov and www.eoc.sc.gov as well as school and school district websites. Printed versions are available from school districts upon request.

YEAR	ABSOLUTE RATING	GROWTH RATING	PALMETTO GOLD AND SILVER AWARD		AYP STATUS	NCLB IMPROVEMENT STATUS
			General Performance	Closing the Gap		
2011	Good	Good	TBD	TBD	Not Met	N/A
2010	Average	Average	N/A	N/A	Met	N/A
2009	Average	Average	N/A	N/A	Met	N/A

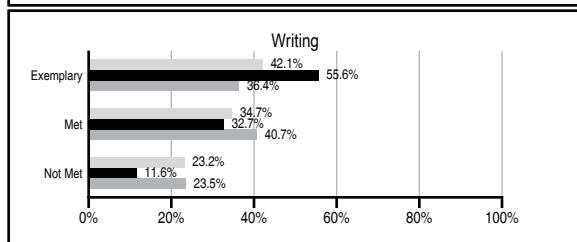
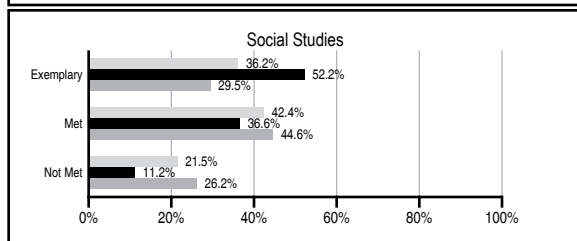
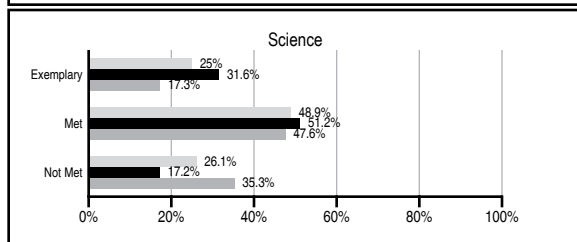
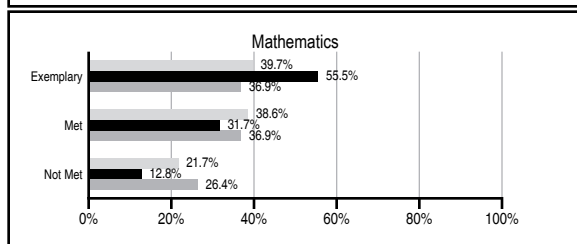
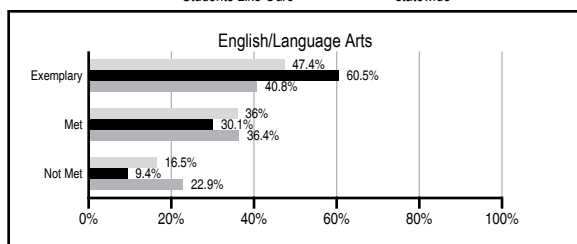
ABSOLUTE RATINGS OF ELEMENTARY SCHOOLS WITH STUDENTS LIKE OURS*

EXCELLENT	GOOD	AVERAGE	BELOW AVERAGE	AT-RISK
22	1	0	0	0

* Ratings are calculated with data available by 11/09/2011. Schools with Students Like Ours are Elementary Schools with Poverty Indices of no more than 5% above or below the index for this school.

PASS PERFORMANCE

Our School Elementary Schools with Students Like Ours Elementary schools statewide



NAEP PERFORMANCE*

* Performance reported for SC and nation, data not available at school level. Percentages at NAEP Achievement Levels.



SC PERFORMANCE VISION

By 2020 all students will graduate with the knowledge and skills necessary to compete successfully in the global economy, participate in a democratic society and contribute positively as members of families and communities.

Abbreviations Key

N/A Not Applicable N/AV Not Available N/C Not Collected N/R Not Reported I/S Insufficient Sample TBD To be determined

NI Newly Identified CSI Continuing School Improvement CA Corrective Action RP Plan to Restructure R Restructure DELAY School Improvement Status HOLD School Improvement Status

RUDOLPH GORDON ELEMENTARY [Greenville]

SCHOOL PROFILE

	Our School	Change from Last Year	Elementary Schools with Students Like Ours	Median Elementary School
Students (n=598)				
Retention rate	0.3%	Down from 0.6%	0.5%	1.1%
Attendance rate	96.6%	Up from 96.1%	96.7%	96.2%
Served by gifted and talented program	11.2%	Down from 13.8%	31.0%	13.4%
With disabilities other than speech	5.0%	Down from 7.4%	3.0%	4.1%
Older than usual for grade	0.2%	No Change	0.2%	0.3%
Out-of-school suspensions or expulsions for violent and/or criminal offenses	0.0%	No Change	0.0%	0.0%
Teachers (n=32)				
Teachers with advanced degrees	62.5%	Up from 55.6%	63.0%	62.5%
Continuing contract teachers	100.0%	Up from 81.5%	92.1%	88.2%
Teachers returning from previous year	N/A	N/A	91.0%	87.8%
Teacher attendance rate	92.6%	Down from 96.9%	95.2%	95.2%
Average teacher salary*	\$45,847	Up 0.5%	\$48,638	\$46,773
Classes not taught by highly qualified teachers	0.0%	No Change	0.0%	0.0%
Professional development days/teacher	11.7 days	Up from 11.3 days	9.8 days	10.5 days
School				
Principal's years at school	3.0	Up from 2.0	4.0	4.0
Student-teacher ratio in core subjects	23.6 to 1	Up from 22.6 to 1	21.4 to 1	19.9 to 1
Prime instructional time	90.2%	Down from 92.8%	91.2%	90.4%
Opportunities in the arts	Good	No Change	Good	Good
SACS accreditation	Yes	No Change	Yes	Yes
Parents attending conferences	100.0%	Up from 99.5%	100.0%	100.0%
Character development program	Excellent	No Change	Excellent	Excellent
Dollars spent per pupil**	\$5,895	Down 10.4%	\$6,424	\$7,447
Percent of expenditures for instruction**	61.2%	Down from 61.6%	69.9%	68.4%
Percent of expenditures for teacher salaries**	60.3%	Up from 58.9%	68.7%	65.8%
% of AYP objectives met	84.6%	Down from 100.0%	100.0%	90.5%

* Length of contract = 185+ days.

** Prior year audited financial data available.

EVALUATION RESULTS

	Teachers	Students*	Parents*
Number of surveys returned	34	90	49
Percent satisfied with learning environment	100.0%	93.2%	89.8%
Percent satisfied with social and physical environment	94.1%	95.5%	97.9%
Percent satisfied with school-home relations	94.1%	93.3%	87.8%

*Only students at the highest elementary school grade level at this school and their parents were included.

REPORT OF PRINCIPAL AND SCHOOL IMPROVEMENT COUNCIL

The mission of Rudolph G. Gordon Elementary, in cooperation with home and community, is to prepare children to become lifelong learners and responsible, productive citizens by creating meaningful learning experiences in a safe, nurturing environment. Our goal is to raise the academic challenge and performance of each student by utilizing data to make instructional decisions, implementing research-based "best practices", and integrating technology into classroom lessons.

Rudolph G. Gordon Elementary implements the Baldrige Model for Continuous Improvement sponsored by the Carolina First Center for Excellence. Teachers assist students in writing personal achievement and behavioral goals, tracking progress through data notebooks, and reporting goal attainment to parents through student led conferences. The Four Block Literacy Method for language arts instruction and Everyday Counts Math are taught in all classrooms, and the writing process is emphasized at all grade levels. A standards-based curriculum is presented using The Learning Focused Model for improving teaching and learning, and character education is integrated throughout units of study. Measures of Academic Progress (MAP) computerized assessments are used to evaluate student learning and plan individualized lessons in an effort to increase student achievement. Academic goals for PASS are established and aligned with district goals to improve the percentage of students scoring "exemplary" on the English/Language Arts and Math assessments. Our teachers and administrators engage yearly in numerous professional development opportunities designed to enhance the teaching and learning environment and support school goals outlined in our Strategic Plan.

Support from parents and community members has been vital in the successful operation of our school during our third year with over 18,000 volunteer hours recorded. The PTA raised over \$45,000 to purchase classroom materials, Promethean boards, student incentives, and a playground for our kindergarten students.

Rudolph G. Gordon Elementary attained Adequate Yearly Progress (AYP) for the second year by meeting the criteria for 13 categories. Our school received the Safe Kids Upstate Safe Schools Award for the third year in a row, and we were recognized as a Red Carpet School in May 2010.

Our commitment will be to continue to engage students in classroom activities that encourage problem solving, utilize cooperative learning strategies, and enhance teamwork.

Robin Marlar, SIC Chairperson
Jackie Parker, Principal

Comprehensive detail, including definitions of ratings, performance criteria, and explanations of status, is available on www.ed.sc.gov and www.eoc.sc.gov as well as school and school district websites.

Printed versions are available from school districts upon request.

Abbreviations Key

N/A Not Applicable N/AV Not Available N/C Not Collected N/R Not Reported I/S Insufficient Sample TBD To be determined
NI Newly Identified CSI Continuing School Improvement CA Corrective Action RP Plan to Restructure R Restructure DELAY School Improvement Status HOLD School Improvement Status