

SC Annual School Report Card Summary

STERLING ELEMENTARY
Greenville

Grades: PK-8

Enrollment: 659

Principal: David M. Johnstone

Superintendent: Dr. Phinnize J. Fisher

Board Chair: Roger Meek

PERFORMANCE

Comprehensive detail, including definitions of ratings, performance criteria, and explanations of status, is available on www.ed.sc.gov and www.eoc.sc.gov as well as school and school district websites. Printed versions are available from school districts upon request.

YEAR	ABSOLUTE RATING	GROWTH RATING	PALMETTO GOLD AND SILVER AWARD		AYP STATUS	NCLB IMPROVEMENT STATUS
			General Performance	Closing the Gap		
2011	Excellent	Excellent	TBD	TBD	Met	N/A
2010	Excellent	Excellent	Gold	N/A	Met	N/A
2009	Excellent	Excellent	Gold	N/A	Met	N/A

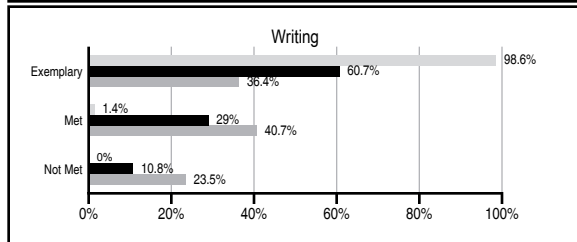
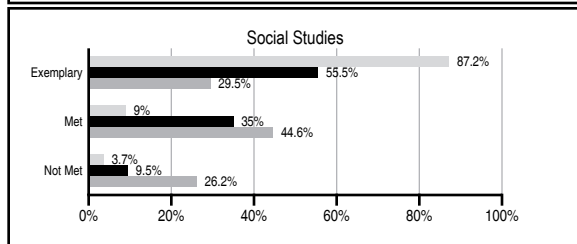
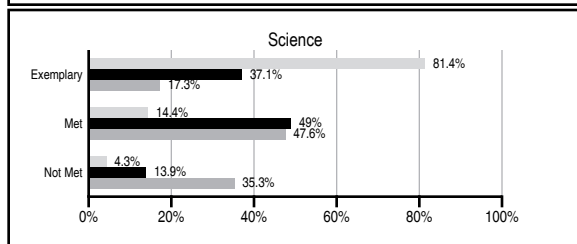
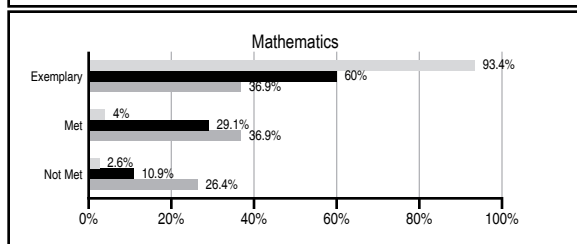
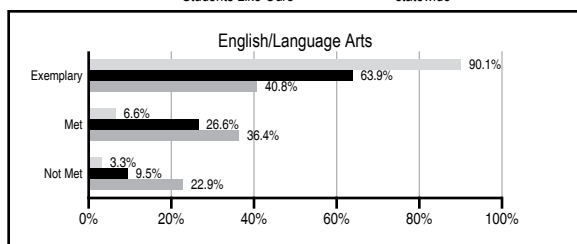
ABSOLUTE RATINGS OF ELEMENTARY SCHOOLS WITH STUDENTS LIKE OURS*

EXCELLENT	GOOD	AVERAGE	BELOW AVERAGE	AT-RISK
20	2	0	0	0

* Ratings are calculated with data available by 11/09/2011. Schools with Students Like Ours are Elementary Schools with Poverty Indices of no more than 5% above or below the index for this school.




PASS PERFORMANCE

Our School Elementary Schools with Students Like Ours Elementary schools statewide



NAEP PERFORMANCE*

* Performance reported for SC and nation, data not available at school level. Percentages at NAEP Achievement Levels.



SC PERFORMANCE VISION

By 2020 all students will graduate with the knowledge and skills necessary to compete successfully in the global economy, participate in a democratic society and contribute positively as members of families and communities.

Abbreviations Key

N/A Not Applicable N/AV Not Available N/C Not Collected N/R Not Reported I/S Insufficient Sample TBD To be determined

NI Newly Identified CSI Continuing School Improvement CA Corrective Action RP Plan to Restructure R Restructure DELAY School Improvement Status HOLD School Improvement Status

STERLING ELEMENTARY [Greenville]

SCHOOL PROFILE

	Our School	Change from Last Year	Elementary Schools with Students Like Ours	Median Elementary School
Students (n=659)				
Retention rate	1.1%	Up from 0.5%	0.5%	1.1%
Attendance rate	97.4%	Up from 97.3%	96.7%	96.2%
Served by gifted and talented program	92.7%	Up from 88.5%	32.7%	13.4%
With disabilities other than speech	1.2%	Down from 2.7%	3.0%	4.1%
Older than usual for grade	0.3%	Up from 0.0%	0.0%	0.3%
Out-of-school suspensions or expulsions for violent and/or criminal offenses	0.0%	No Change	0.0%	0.0%
Teachers (n=37)				
Teachers with advanced degrees	51.4%	Down from 59.0%	70.0%	62.5%
Continuing contract teachers	94.6%	Up from 74.4%	92.5%	88.2%
Teachers returning from previous year	91.6%	Up from 90.4%	89.7%	87.8%
Teacher attendance rate	94.7%	Down from 96.9%	95.3%	95.2%
Average teacher salary*	\$49,098	Up 3.5%	\$48,174	\$46,773
Classes not taught by highly qualified teachers	0.0%	No Change	0.0%	0.0%
Professional development days/teacher	6.2 days	Up from 5.7 days	10.4 days	10.5 days
School				
Principal's years at school	6.0	Up from 5.0	5.0	4.0
Student-teacher ratio in core subjects	23.3 to 1	Up from 22.2 to 1	21.4 to 1	19.9 to 1
Prime instructional time	92.1%	Down from 94.1%	91.3%	90.4%
Opportunities in the arts	Good	No Change	Good	Good
SACS accreditation	Yes	No Change	Yes	Yes
Parents attending conferences	100.0%	Up from 99.6%	100.0%	100.0%
Character development program	Excellent	No Change	Excellent	Excellent
Dollars spent per pupil**	\$6,605	Down 10.3%	\$6,655	\$7,447
Percent of expenditures for instruction**	62.0%	Down from 63.4%	68.8%	68.4%
Percent of expenditures for teacher salaries**	61.0%	Up from 60.9%	67.4%	65.8%
% of AYP objectives met	100.0%	No Change	100.0%	90.5%

* Length of contract = 185+ days.

** Prior year audited financial data available.

EVALUATION RESULTS

	Teachers	Students*	Parents*
Number of surveys returned	32	75	75
Percent satisfied with learning environment	96.9%	97.3%	93.2%
Percent satisfied with social and physical environment	100.0%	97.3%	92.0%
Percent satisfied with school-home relations	100.0%	96.0%	81.3%

*Only students at the highest elementary school grade level at this school and their parents were included.

REPORT OF PRINCIPAL AND SCHOOL IMPROVEMENT COUNCIL

Our School Improvement Council meets to review the school's performance based on goals and objectives found in the Sterling School Strategic Plan. This is a group of dedicated parents, teachers and community members who work together to ensure the highest levels of performance are realized by all members of the Sterling School Community.

Sterling School is home to two programs: Sterling Elementary, serving students 4K-4th grades, and the Charles Townes Center, a select program for highly gifted students (grades 3-8). The programs operate within a single school and are guided by unified beliefs, vision and mission. Across both programs, skills related to student collaboration and teamwork are developed by means of "hands-on", inquiry based instruction, integration of the arts, and intense focus on research and utilization of technology. Resources are shared between programs, and all students are offered opportunities to engage, challenge, and mentor each other in a manner that is culturally/personally affirming and academically rich. Our priority is to create a sense of community where each individual understands that he or she is respected and valued.

The School Improvement Council has guided and supported the school through strategies to support these programs. The goals included a focus on the following areas:

- Assessment
- Writing, English Language Arts, & Math
- Technology Integration
- Leadership
- Connection with the community

Sterling PTA concentrated efforts this year on reaching out - to the school community and the neighborhood community and the Greenville community. There was phenomenal success in the area of community involvement through our PTA Programs. In September, the League of Women Voters helped increase awareness about legislative issues through a voter registration drive. In January, we hosted our first ever Health Fair in an effort to support the health of our families and community. March brought the biggest community event of the year - the first ever Go Green with Sterling - with about 400 people coming out! The night was a culminating event for March Recycle Madness, a recycling drive that resulted in thousands of items and a ton of paper/cardboard. PTA conducted a book drive that brought nearly 1000 books to create summer reading collections for students in the surrounding community.

We are proud to announce for the third year in a row, Sterling has had our Teacher of the Year, Linda Reynolds, selected as one of the Top Ten in Greenville County. Lastly, our School Nurse, Maryanne Rapp was elected as the State LPN Nurse of the Year. Please check our website for additional information and our Strategic Plan.

Mike Strickland SIC Chair
David Johnstone Principal

Comprehensive detail, including definitions of ratings, performance criteria, and explanations of status, is available on www.ed.sc.gov and www.eoc.sc.gov as well as school and school district websites.

Printed versions are available from school districts upon request.

Abbreviations Key

N/A Not Applicable N/AV Not Available N/C Not Collected N/R Not Reported I/S Insufficient Sample TBD To be determined
NI Newly Identified CSI Continuing School Improvement CA Corrective Action RP Plan to Restructure R Restructure DELAY School Improvement Status HOLD School Improvement Status