

SC Annual School Report Card Summary

CHANDLER CREEK ELEMENTARY
Greenville
Grades: PK-5 **Enrollment: 912**
Principal: Katherine Bayne
Superintendent: Dr. Phinnize J. Fisher
Board Chair: Roger Meek

PERFORMANCE

Comprehensive detail, including definitions of ratings, performance criteria, and explanations of status, is available on www.ed.sc.gov and www.eoc.sc.gov as well as school and school district websites. Printed versions are available from school districts upon request.

YEAR	ABSOLUTE RATING	GROWTH RATING	PALMETTO GOLD AND SILVER AWARD		AYP STATUS	NCLB IMPROVEMENT STATUS
			General Performance	Closing the Gap		
2011	Average	Average	TBD	TBD	Not Met	N/A
2010	Average	Average	N/A	N/A	Met	N/A
2009	Average	Good	Silver	N/A	Not Met	N/A

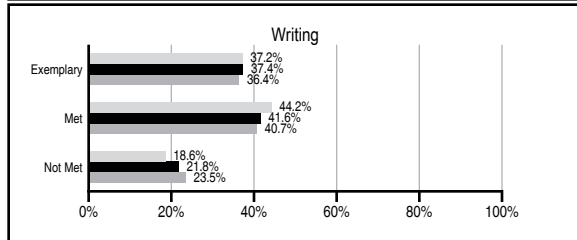
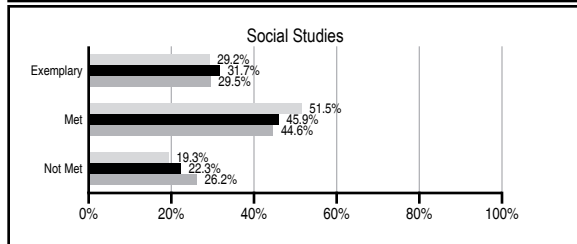
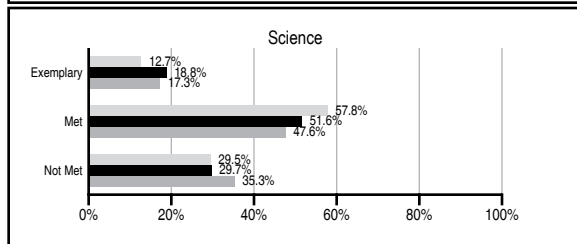
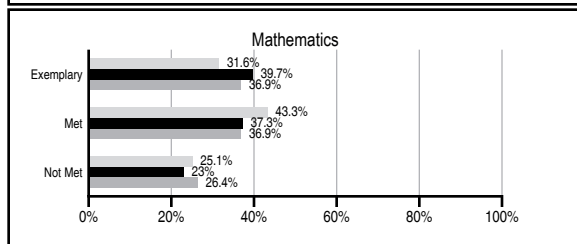
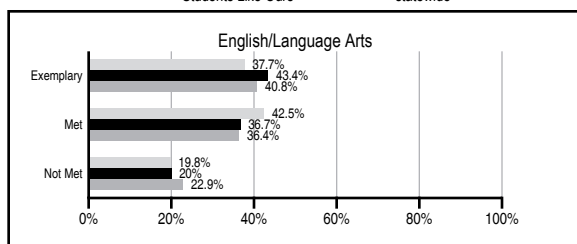
ABSOLUTE RATINGS OF ELEMENTARY SCHOOLS WITH STUDENTS LIKE OURS*

EXCELLENT	GOOD	AVERAGE	BELOW AVERAGE	AT-RISK
26	42	46	1	0

* Ratings are calculated with data available by 11/09/2011. Schools with Students Like Ours are Elementary Schools with Poverty Indices of no more than 5% above or below the index for this school.

PASS PERFORMANCE

Our School Elementary Schools with Students Like Ours Elementary schools statewide



NAEP PERFORMANCE*

* Performance reported for SC and nation, data not available at school level. Percentages at NAEP Achievement Levels.



SC PERFORMANCE VISION

By 2020 all students will graduate with the knowledge and skills necessary to compete successfully in the global economy, participate in a democratic society and contribute positively as members of families and communities.

Abbreviations Key

N/A Not Applicable N/AV Not Available N/C Not Collected N/R Not Reported I/S Insufficient Sample TBD To be determined

NI Newly Identified CSI Continuing School Improvement CA Corrective Action RP Plan to Restructure R Restructure DELAY School Improvement Status HOLD School Improvement Status

CHANDLER CREEK ELEMENTARY [Greenville]

SCHOOL PROFILE

	Our School	Change from Last Year	Elementary Schools with Students Like Ours	Median Elementary School
Students (n=912)				
Retention rate	2.3%	Up from 1.8%	1.1%	1.1%
Attendance rate	96.2%	Down from 96.3%	96.1%	96.2%
Served by gifted and talented program	9.2%	Up from 8.1%	14.4%	13.4%
With disabilities other than speech	7.9%	Down from 10.9%	4.5%	4.1%
Older than usual for grade	0.0%	No Change	0.2%	0.3%
Out-of-school suspensions or expulsions for violent and/or criminal offenses	0.0%	No Change	0.0%	0.0%
Teachers (n=49)				
Teachers with advanced degrees	67.3%	Up from 51.8%	60.7%	62.5%
Continuing contract teachers	81.6%	Up from 69.6%	90.0%	88.2%
Teachers returning from previous year	79.3%	Up from 71.3%	88.4%	87.8%
Teacher attendance rate	95.5%	Down from 97.5%	95.2%	95.2%
Average teacher salary*	\$42,744	Down 0.4%	\$46,534	\$46,773
Classes not taught by highly qualified teachers	0.0%	No Change	0.0%	0.0%
Professional development days/teacher	13.5 days	Down from 15.3 days	10.3 days	10.5 days
School				
Principal's years at school	14.0	Up from 12.0	4.0	4.0
Student-teacher ratio in core subjects	20.1 to 1	Up from 18.6 to 1	20.2 to 1	19.9 to 1
Prime instructional time	92.2%	Down from 94.2%	90.4%	90.4%
Opportunities in the arts	Good	No Change	Good	Good
SACS accreditation	Yes	No Change	Yes	Yes
Parents attending conferences	97.8%	Down from 100.0%	100.0%	100.0%
Character development program	Excellent	No Change	Excellent	Excellent
Dollars spent per pupil**	\$5,605	Up 0.7%	\$7,010	\$7,447
Percent of expenditures for instruction**	69.6%	Down from 71.1%	68.3%	68.4%
Percent of expenditures for teacher salaries**	68.5%	Down from 68.8%	65.7%	65.8%
% of AYP objectives met	86.2%	Down from 100.0%	93.8%	90.5%

* Length of contract = 185+ days.

** Prior year audited financial data available.

EVALUATION RESULTS

	Teachers	Students*	Parents*
Number of surveys returned	39	114	42
Percent satisfied with learning environment	92.3%	93.9%	88.1%
Percent satisfied with social and physical environment	97.4%	93.0%	95.2%
Percent satisfied with school-home relations	92.3%	88.6%	83.3%

*Only students at the highest elementary school grade level at this school and their parents were included.

REPORT OF PRINCIPAL AND SCHOOL IMPROVEMENT COUNCIL

The 2010 – 2011 school year at Chandler Creek is a year of establishing higher expectations and creating a professional community of learners with a framework to follow for everyone to work together to meet student achievement goals and to provide students with the best possible education possible. We continue to focus on early detection and assistance for children by providing all day Pre-K classes, Extended Day Programs, Response to Intervention Groups (RTI), computer lab time, RIT Band Groups, regular parent conferences, and staff development opportunities for our teachers. Teachers collaborate together to implement Balanced Literacy in all of the classrooms. Student Achievement Goals' Conferences are held where the teacher and administration discuss student data and ways to deliver differentiated instruction in each classroom to meet the individual needs of all students. Our data walls provide a visual that show we are rigorous and intentional about our instruction. The instructional coach stays abreast of effective research based approaches and models lessons for teachers along with frequent delivery of staff development. The SC Standards and district required initiatives such as Learning Focused are the guides for instructional planning and delivery. Teachers are expected to explain, model, demonstrate, guide, coach and inspire children daily. Academic interventions are monitored and adjusted to ensure academic growth and behavioral success. Parent are connected with a network of volunteers and professionals who problem solve and share guidelines to assist children in specific areas of need. We rely on the strong character development component of the International Baccalaureate Primary Years Programme along with the intervention systems to create well rounded students to become productive citizens. Our partnership with numerous business partners, Mental Health, Community in Schools, Visions of Excellence, mentors, volunteers, Kiwanis Club, teacher cadets, and local universities strengthens the continuum of services we offer our students and supports our instructional needs. Chandler Creek has made solid improvement in academic performances over the past few years despite many challenges. We are confident our student centered and data driven approach to student learning yields strong results as indicated by this year's MAP data. Receiving the Palmetto Silver/Gold Award from the State Department in 2010 reaffirms our approach is working. Students, faculty and staff members consistently strive for excellence in all facets of school life from academics to extra curricular activities. Extra opportunities we provide range from academic tutorial programs to the Spanish Club, the Champion Step Team, Chorus, the Mileage Club, the Art Club, technology initiatives, academic competitions, service learning, Student Council, Beta Club and to a strong focus on quality citizenship. Parent and community involvement has also been a vital part of our successful school year. We saw increased attendance and participation at School Improvement Council and PTA Meetings. Our school has always been committed to the students, families, and the community we serve. With growing and active parent organizations, we hope all of our stakeholders will continue to be involved in the lives of our students as they soar to new heights in the coming years at Chandler Creek, a school

Where Brainpower and Team work Make Champions.

Katherine Bayne, Principal
SIC Co- Chairs: Suzette Durre & Ray Carmichael

Comprehensive detail, including definitions of ratings, performance criteria, and explanations of status, is available on www.ed.sc.gov and www.eoc.sc.gov as well as school and school district websites.

Printed versions are available from school districts upon request.

Abbreviations Key

N/A Not Applicable N/AV Not Available N/C Not Collected N/R Not Reported I/S Insufficient Sample TBD To be determined
NI Newly Identified CSI Continuing School Improvement CA Corrective Action RP Plan to Restructure R Restructure DELAY School Improvement Status HOLD School Improvement Status