

SC Annual School Report Card Summary

OAKVIEW ELEMENTARY
Greenville
Grades: PK-5 **Enrollment: 1,244**
Principal: Dr. Phillip Reavis
Superintendent: Dr. Phinnize J. Fisher
Board Chair: Roger Meek

PERFORMANCE

Comprehensive detail, including definitions of ratings, performance criteria, and explanations of status, is available on www.ed.sc.gov and www.eoc.sc.gov as well as school and school district websites. Printed versions are available from school districts upon request.

YEAR	ABSOLUTE RATING	GROWTH RATING	PALMETTO GOLD AND SILVER AWARD		AYP STATUS	NCLB IMPROVEMENT STATUS
			General Performance	Closing the Gap		
2011	Excellent	Excellent	TBD	TBD	Met	N/A
2010	Excellent	Excellent	Gold	Silver	Met	N/A
2009	Excellent	Excellent	Gold	Silver	Met	N/A

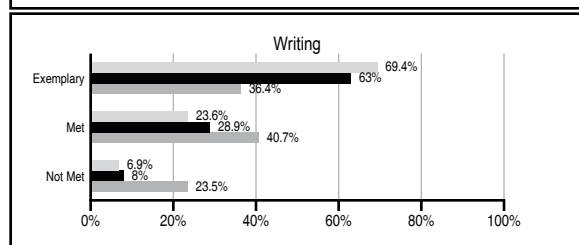
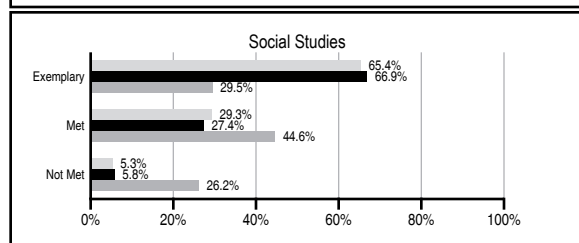
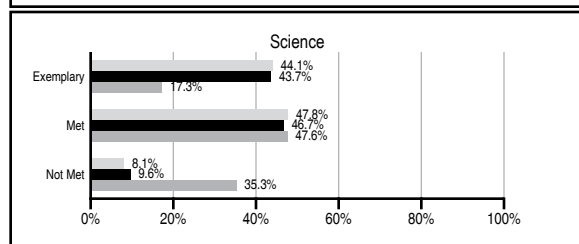
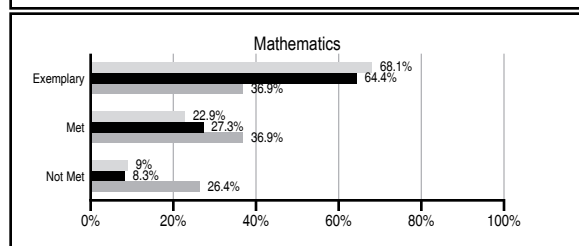
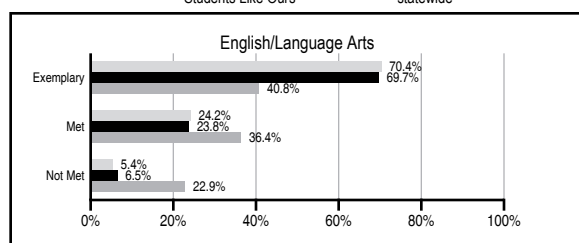
ABSOLUTE RATINGS OF ELEMENTARY SCHOOLS WITH STUDENTS LIKE OURS*

EXCELLENT	GOOD	AVERAGE	BELOW AVERAGE	AT-RISK
12	0	0	0	0

* Ratings are calculated with data available by 11/09/2011. Schools with Students Like Ours are Elementary Schools with Poverty Indices of no more than 5% above or below the index for this school.



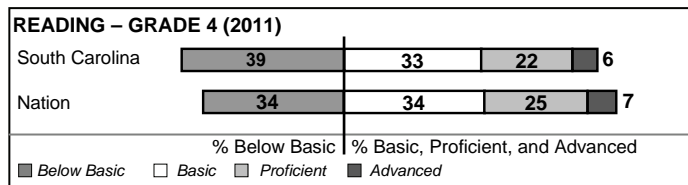
PASS PERFORMANCE

Our School Elementary Schools with Students Like Ours Elementary schools statewide



NAEP PERFORMANCE*

* Performance reported for SC and nation, data not available at school level. Percentages at NAEP Achievement Levels.



SC PERFORMANCE VISION

By 2020 all students will graduate with the knowledge and skills necessary to compete successfully in the global economy, participate in a democratic society and contribute positively as members of families and communities.

Abbreviations Key

N/A Not Applicable N/AV Not Available N/C Not Collected N/R Not Reported I/S Insufficient Sample TBD To be determined
 NI Newly Identified CSI Continuing School Improvement CA Corrective Action RP Plan to Restructure R Restructure DELAY School Improvement Status HOLD School Improvement Status

OAKVIEW ELEMENTARY [Greenville]

SCHOOL PROFILE

	Our School	Change from Last Year	Elementary Schools with Students Like Ours	Median Elementary School
Students (n=1,244)				
Retention rate	1.4%	No Change	0.4%	1.1%
Attendance rate	97.4%	Up from 97.2%	96.9%	96.2%
Served by gifted and talented program	47.8%	Up from 44.1%	40.6%	13.4%
With disabilities other than speech	1.8%	Down from 4.7%	2.5%	4.1%
Older than usual for grade	0.1%	Up from 0.0%	0.1%	0.3%
Out-of-school suspensions or expulsions for violent and/or criminal offenses	0.1%	Up from 0.0%	0.0%	0.0%
Teachers (n=66)				
Teachers with advanced degrees	69.7%	Up from 64.7%	67.0%	62.5%
Continuing contract teachers	95.5%	Up from 89.7%	88.6%	88.2%
Teachers returning from previous year	91.0%	Up from 88.9%	89.3%	87.8%
Teacher attendance rate	93.3%	Down from 97.2%	95.5%	95.2%
Average teacher salary*	\$48,202	Up 1.3%	\$49,242	\$46,773
Classes not taught by highly qualified teachers	0.0%	No Change	0.0%	0.0%
Professional development days/teacher	12.4 days	Up from 10.8 days	10.9 days	10.5 days
School				
Principal's years at school	10.0	Up from 9.0	5.0	4.0
Student-teacher ratio in core subjects	24.1 to 1	Up from 23.6 to 1	21.6 to 1	19.9 to 1
Prime instructional time	92.2%	Down from 94.1%	91.5%	90.4%
Opportunities in the arts	Good	No Change	Good	Good
SACS accreditation	Yes	No Change	Yes	Yes
Parents attending conferences	100.0%	No Change	99.9%	100.0%
Character development program	Excellent	No Change	Excellent	Excellent
Dollars spent per pupil**	\$5,077	Down 1.5%	\$6,894	\$7,447
Percent of expenditures for instruction**	70.4%	Down from 74.2%	71.3%	68.4%
Percent of expenditures for teacher salaries**	69.0%	Down from 70.5%	71.0%	65.8%
% of AYP objectives met	100.0%	No Change	100.0%	90.5%

* Length of contract = 185+ days.

** Prior year audited financial data available.

EVALUATION RESULTS

	Teachers	Students*	Parents*
Number of surveys returned	58	224	136
Percent satisfied with learning environment	94.8%	90.2%	91.0%
Percent satisfied with social and physical environment	98.3%	90.5%	94.0%
Percent satisfied with school-home relations	98.3%	90.1%	93.3%

*Only students at the highest elementary school grade level at this school and their parents were included.

REPORT OF PRINCIPAL AND SCHOOL IMPROVEMENT COUNCIL

Goals and Objectives

Faculty Council, School Improvement Council, PTA, and students worked together to establish a clear direction for the 2010-2011 school year. Using the Education Plan of Greenville County Schools as a framework, Oakview set goals for improvement. Increasing the number of students scoring Exemplary or Met on PASS Math, ELA, Science, and Social Studies represent just a few of the goal areas. Accomplishments for 2010-2011

Students continued to maintain a high level of achievement as measured by test scores. Data from curriculum based assessments were used to evaluate progress at K5 and 1st grade. First grade through fifth grade students were also assessed using a variety of instruments including AIMSWEB, ITBS, CogAT, MAP, and/or PASS. PASS results from prior years show Oakview to be performing near the top of the state when compared to schools like ours. In recognition of this continued high achievement, the school received its tenth consecutive Palmetto Gold Award. Oakview also received a Closing the Gap Silver Award in recognition of the performance levels of African American students and students on free and reduced meals. Teachers received over \$4,000 in grants to carry out innovative instructional strategies in their classrooms. Partnering with PTA, the school purchased wireless handheld devices which communicate with classroom interactive whiteboards! Oakview received a Safe Schools Award for the sixth consecutive year from Upstate Safe Kids. The school continued its service to the community by recycling aluminum cans, which has garnered over \$18,000 for the S.C. Burned Children's Fund over the years. PTA and community members logged over 22,000 volunteer hours to support school programs. Oakview's PTA was a state finalist for Unit of the Year by the South Carolina PTA and received numerous awards at this year's convention.

Plans for the Future

In preparation for 2011-2012, Oakview plans to expand its offerings related to student health and wellness. A "fun run," Fitness Night, and a new cafeteria menu are all in the works! With an established Strategic Plan, the school will continue to focus on goals for improved student performance, while at the same time, teaching the "whole child." Together, we anticipate success as we fulfill Oakview's mission!

Principal, Dr. Phillip Reavis and SIC Chair, Whitney Whitehill

Comprehensive detail, including definitions of ratings, performance criteria, and explanations of status, is available on www.ed.sc.gov and www.eoc.sc.gov as well as school and school district websites.

Printed versions are available from school districts upon request.

Abbreviations Key

N/A Not Applicable N/AV Not Available N/C Not Collected N/R Not Reported I/S Insufficient Sample TBD To be determined
NI Newly Identified CSI Continuing School Improvement CA Corrective Action RP Plan to Restructure R Restructure DELAY School Improvement Status HOLD School Improvement Status