

# SC Annual School Report Card Summary

GROVE ELEMENTARY  
Greenville

Grades: K-5

Enrollment: 602

Principal: Deborah Bauer

Superintendent: Dr. Phinnize J. Fisher

Board Chair: Roger Meek

## PERFORMANCE

Comprehensive detail, including definitions of ratings, performance criteria, and explanations of status, is available on [www.ed.sc.gov](http://www.ed.sc.gov) and [www.eoc.sc.gov](http://www.eoc.sc.gov) as well as school and school district websites. Printed versions are available from school districts upon request.

YEAR	ABSOLUTE RATING	GROWTH RATING	PALMETTO GOLD AND SILVER AWARD		AYP STATUS	NCLB IMPROVEMENT STATUS
			General Performance	Closing the Gap		
2011	Average	Average	TBD	TBD	Not Met	R
2010	Average	Average	N/A	N/A	Not Met	RP-HOLD
2009	Average	Average	N/A	N/A	Not Met	RP

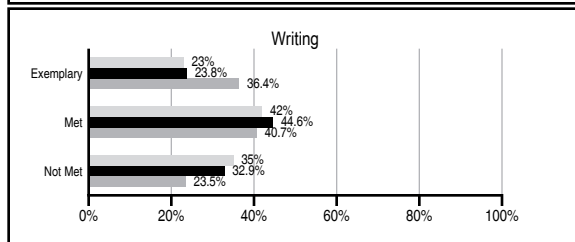
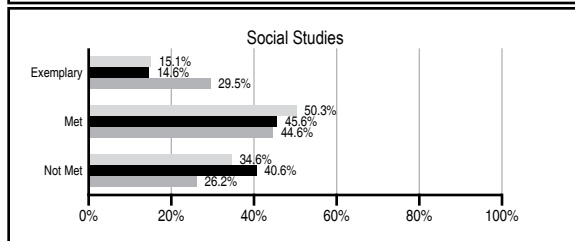
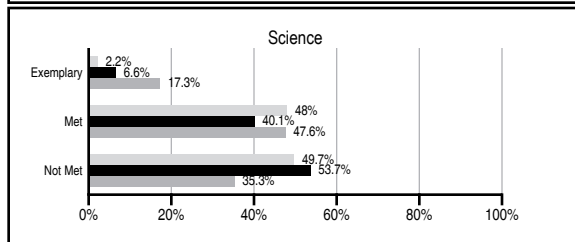
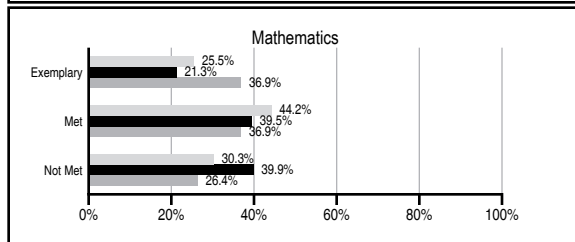
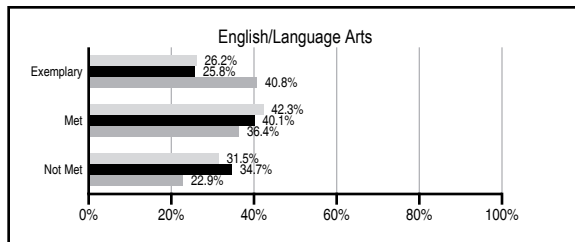
## ABSOLUTE RATINGS OF ELEMENTARY SCHOOLS WITH STUDENTS LIKE OURS\*

EXCELLENT	GOOD	AVERAGE	BELOW AVERAGE	AT-RISK
0	5	77	49	23

\* Ratings are calculated with data available by 11/09/2011. Schools with Students Like Ours are Elementary Schools with Poverty Indices of no more than 5% above or below the index for this school.

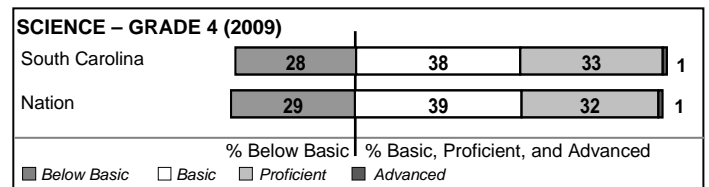

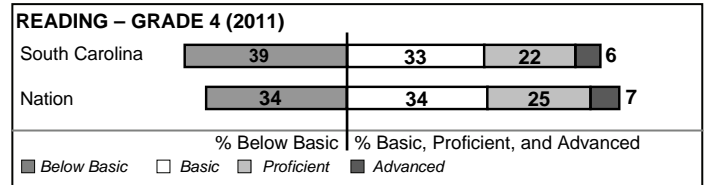
## PASS PERFORMANCE

Our School Elementary Schools with Students Like Ours Elementary schools statewide



## NAEP PERFORMANCE\*

\* Performance reported for SC and nation, data not available at school level. Percentages at NAEP Achievement Levels.



## SC PERFORMANCE VISION

By 2020 all students will graduate with the knowledge and skills necessary to compete successfully in the global economy, participate in a democratic society and contribute positively as members of families and communities.

### Abbreviations Key

N/A Not Applicable N/AV Not Available N/C Not Collected N/R Not Reported I/S Insufficient Sample TBD To be determined

NI Newly Identified CSI Continuing School Improvement CA Corrective Action RP Plan to Restructure R Restructure DELAY School Improvement Status HOLD School Improvement Status

# GROVE ELEMENTARY [Greenville]

## SCHOOL PROFILE

	Our School	Change from Last Year	Elementary Schools with Students Like Ours	Median Elementary School
<b>Students (n=602)</b>				
Retention rate	2.6%	Up from 0.8%	1.5%	1.1%
Attendance rate	96.5%	Up from 95.7%	96.1%	96.2%
Served by gifted and talented program	2.6%	Down from 3.9%	5.1%	13.4%
With disabilities other than speech	6.5%	Down from 6.8%	4.3%	4.1%
Older than usual for grade	1.0%	Up from 0.4%	0.6%	0.3%
Out-of-school suspensions or expulsions for violent and/or criminal offenses	0.2%	Up from 0.0%	0.0%	0.0%
<b>Teachers (n=44)</b>				
Teachers with advanced degrees	40.9%	Down from 41.3%	61.9%	62.5%
Continuing contract teachers	90.9%	Up from 80.4%	81.8%	88.2%
Teachers returning from previous year	82.9%	Up from 79.7%	84.3%	87.8%
Teacher attendance rate	92.5%	Down from 97.0%	95.2%	95.2%
Average teacher salary*	\$42,845	Down 0.8%	\$45,188	\$46,773
Classes not taught by highly qualified teachers	0.0%	No Change	0.0%	0.0%
Professional development days/teacher	12.1 days	Up from 6.1 days	10.6 days	10.5 days
<b>School</b>				
Principal's years at school	2.0	Up from 1.0	3.0	4.0
Student-teacher ratio in core subjects	19.5 to 1	Up from 18.2 to 1	17.5 to 1	19.9 to 1
Prime instructional time	90.1%	Down from 92.7%	90.4%	90.4%
Opportunities in the arts	Good	No Change	Good	Good
SACS accreditation	Yes	No Change	Yes	Yes
Parents attending conferences	100.0%	No Change	100.0%	100.0%
Character development program	Excellent	No Change	Excellent	Excellent
Dollars spent per pupil**	\$6,976	Down 11.0%	\$8,515	\$7,447
Percent of expenditures for instruction**	69.3%	Down from 71.8%	67.7%	68.4%
Percent of expenditures for teacher salaries**	67.0%	Down from 69.6%	64.0%	65.8%
% of AYP objectives met	92.6%	Down from 96.6%	76.9%	90.5%

\* Length of contract = 185+ days.

\*\* Prior year audited financial data available.

## EVALUATION RESULTS

	Teachers	Students*	Parents*
Number of surveys returned	42	102	47
Percent satisfied with learning environment	69.0%	79.4%	84.8%
Percent satisfied with social and physical environment	81.0%	80.2%	80.0%
Percent satisfied with school-home relations	64.3%	87.3%	87.0%

\*Only students at the highest elementary school grade level at this school and their parents were included.

## REPORT OF PRINCIPAL AND SCHOOL IMPROVEMENT COUNCIL

During the school year, Grove Elementary continued to develop collaborative teams with a dedicated focus on strengthening instructional strategies to promote student achievement. Located in rural Greenville County, Grove serves over 600 students in grades K5 through 5. As planned, the partnership with Michelin North America expanded to include student clubs, as well as tutoring, mentoring, and several improvement projects within our facility.

Grove continues to incorporate programs that will impact our children and families. In an effort to educate the whole child, Grove pursued and has been accepted into three exciting programs. The first is the CATCH program, which encourages physical activity in the classroom, in physical education, and at home. It also promotes wise food choices in the cafeteria and at home. The final component involves families in learning about nutritional foods and their impact on learning. Grove is also a part of the State of South Carolina Fresh Fruits and Vegetables Program (FFPV). The school provides students with a fresh fruit or vegetable snack 3-5 times per week. Students learn about the nutritional value and importance of food on growth and development. Finally, Grove has committed to healthy lunches. The cafeteria team will participate in 40 hours of culinary instruction to provide fresh lunches and eliminate pre-packaged foods. Parents will be encouraged to provide healthy snacks for birthdays and celebrations.

Grove teachers have also initiated a pilot program in literacy instruction. Teachers have adopted and support instruction in small group settings and with proven strategies that specifically address individual reading needs. Grove has also included the literacy intervention programs, Response to Intervention and Reading Recovery, in the school wide plan. Based on Measures of Academic Progress (MAP), students receive leveled math intervention a minimum of 3 times per week.

Students in grades 3-5 have the opportunity to participate in school based clubs such as taeko, book club, gardening, volleyball, writing club, and double dutch two times per month. Clubs, held during the school day, are led by teachers or community volunteers.

We continue to provide the highest quality instruction to each of our students and to promote programs that assist students in the fulfillment of individual potential through the positive, creative, and challenging instruction guided by South Carolina State Standards.

Deborah Bauer, Principal  
Andy Brewster, School Improvement Council Chair

Comprehensive detail, including definitions of ratings, performance criteria, and explanations of status, is available on [www.ed.sc.gov](http://www.ed.sc.gov) and [www.eoc.sc.gov](http://www.eoc.sc.gov) as well as school and school district websites.

Printed versions are available from school districts upon request.

### Abbreviations Key

N/A Not Applicable N/AV Not Available N/C Not Collected N/R Not Reported I/S Insufficient Sample TBD To be determined  
NI Newly Identified CSI Continuing School Improvement CA Corrective Action RP Plan to Restructure R Restructure DELAY School Improvement Status HOLD School Improvement Status