

# SC Annual School Report Card Summary

ELLEN WOODSIDE ELEMENTARY

Greenville

Grades: PK-5

Enrollment: 635

Principal: Stephanie B. Reese

Superintendent: Dr. Phinnize J. Fisher

Board Chair: Roger Meek

## PERFORMANCE

Comprehensive detail, including definitions of ratings, performance criteria, and explanations of status, is available on [www.ed.sc.gov](http://www.ed.sc.gov) and [www.eoc.sc.gov](http://www.eoc.sc.gov) as well as school and school district websites. Printed versions are available from school districts upon request.

YEAR	ABSOLUTE RATING	GROWTH RATING	PALMETTO GOLD AND SILVER AWARD		AYP STATUS	NCLB IMPROVEMENT STATUS
			General Performance	Closing the Gap		
2011	Average	Average	TBD	TBD	Not Met	N/A
2010	Average	Average	N/A	N/A	Not Met	N/A
2009	Average	Average	N/A	N/A	Met	N/A

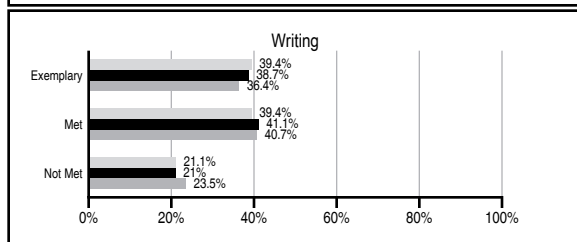
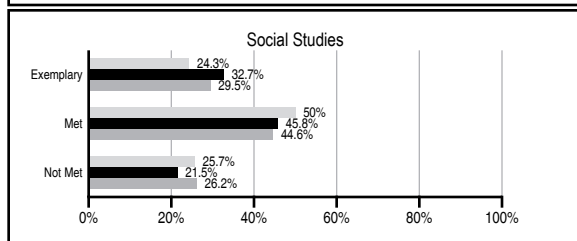
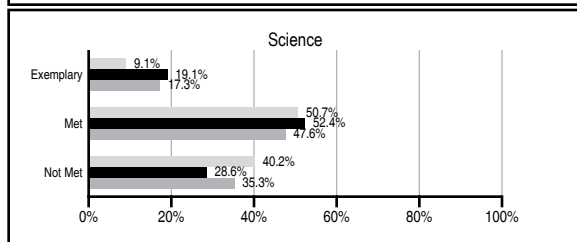
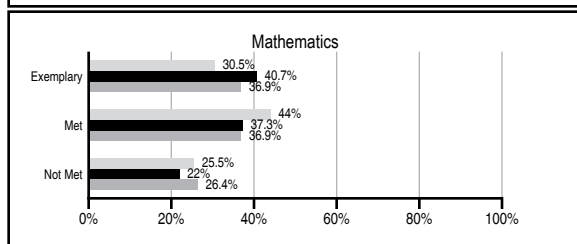
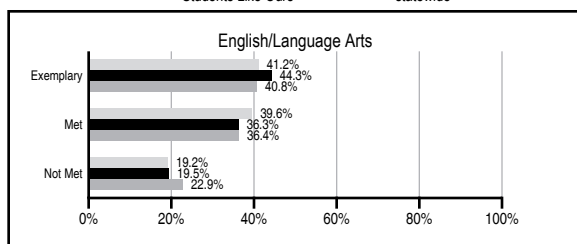
## ABSOLUTE RATINGS OF ELEMENTARY SCHOOLS WITH STUDENTS LIKE OURS\*

EXCELLENT	GOOD	AVERAGE	BELOW AVERAGE	AT-RISK
25	40	37	0	0

\* Ratings are calculated with data available by 11/09/2011. Schools with Students Like Ours are Elementary Schools with Poverty Indices of no more than 5% above or below the index for this school.




## PASS PERFORMANCE

Our School Elementary Schools with Students Like Ours Elementary schools statewide



## NAEP PERFORMANCE\*

\* Performance reported for SC and nation, data not available at school level. Percentages at NAEP Achievement Levels.



## SC PERFORMANCE VISION

By 2020 all students will graduate with the knowledge and skills necessary to compete successfully in the global economy, participate in a democratic society and contribute positively as members of families and communities.

### Abbreviations Key

N/A Not Applicable N/AV Not Available N/C Not Collected N/R Not Reported I/S Insufficient Sample TBD To be determined

NI Newly Identified CSI Continuing School Improvement CA Corrective Action RP Plan to Restructure R Restructure DELAY School Improvement Status HOLD School Improvement Status

# ELLEN WOODSIDE ELEMENTARY [Greenville]

## SCHOOL PROFILE

	Our School	Change from Last Year	Elementary Schools with Students Like Ours	Median Elementary School
<b>Students (n=635)</b>				
Retention rate	1.1%	Down from 2.4%	1.1%	1.1%
Attendance rate	96.0%	Up from 95.7%	96.1%	96.2%
Served by gifted and talented program	11.7%	Up from 10.9%	16.5%	13.4%
With disabilities other than speech	5.2%	Down from 8.2%	4.5%	4.1%
Older than usual for grade	0.2%	Up from 0.0%	0.2%	0.3%
Out-of-school suspensions or expulsions for violent and/or criminal offenses	0.0%	No Change	0.0%	0.0%
<b>Teachers (n=37)</b>				
Teachers with advanced degrees	40.5%	Down from 51.4%	60.8%	62.5%
Continuing contract teachers	91.9%	Up from 89.2%	89.8%	88.2%
Teachers returning from previous year	89.9%	Up from 87.0%	88.4%	87.8%
Teacher attendance rate	96.5%	Down from 97.1%	95.3%	95.2%
Average teacher salary*	\$41,780	Down 5.4%	\$46,395	\$46,773
Classes not taught by highly qualified teachers	0.0%	No Change	0.0%	0.0%
Professional development days/teacher	29.8 days	Up from 10.3 days	10.7 days	10.5 days
<b>School</b>				
Principal's years at school	5.0	Up from 4.0	5.0	4.0
Student-teacher ratio in core subjects	24.6 to 1	Up from 22.4 to 1	20.5 to 1	19.9 to 1
Prime instructional time	92.5%	Down from 92.7%	90.4%	90.4%
Opportunities in the arts	Good	No Change	Good	Good
SACS accreditation	Yes	No Change	Yes	Yes
Parents attending conferences	100.0%	No Change	100.0%	100.0%
Character development program	Excellent	No Change	Excellent	Excellent
Dollars spent per pupil**	\$5,681	Down 7.6%	\$6,810	\$7,447
Percent of expenditures for instruction**	66.3%	Down from 68.3%	68.4%	68.4%
Percent of expenditures for teacher salaries**	65.2%	Up from 65.1%	65.9%	65.8%
% of AYP objectives met	88.2%	Down from 95.2%	94.1%	90.5%

\* Length of contract = 185+ days.

\*\* Prior year audited financial data available.

## EVALUATION RESULTS

	Teachers	Students*	Parents*
Number of surveys returned	38	109	78
Percent satisfied with learning environment	94.7%	92.5%	92.1%
Percent satisfied with social and physical environment	97.4%	88.8%	90.9%
Percent satisfied with school-home relations	89.5%	91.6%	88.2%

\*Only students at the highest elementary school grade level at this school and their parents were included.

## REPORT OF PRINCIPAL AND SCHOOL IMPROVEMENT COUNCIL

Ellen Woodside Elementary School continues to create an educational environment driven by our mission statement: "Encourages Excellence in Everything We Do"!

Situated in rural southern Greenville County, the school serves approximately 635 students in grades 4K through 5th Grade. This year Michelin North America has been our primary business partner providing us with tutors, computer lab aides, mentors, and helping students with hands-on science projects. We continue to partner with the Chamber of Commerce/Carolina First Center for Excellence to enhance our use of "Quality Tools" throughout the school. This model places accountability for learning into the hands of the children as they develop academic and personal goals. Through the use of quality tools and data collection students are motivated to surpass their personal best in academic areas as well as promoting positive social interactions.

We at Ellen Woodside are a data-driven school in which results from assessments are used to analyze growth, set academic goals, and to create academic plans for all students. MAP (Measure of Academic Progress) results tell us the skills that individual students have mastered, skills that need more instruction, and the skills that should be taught next. Data from other nationally and regionally recognized tests (PASS, ITBS, CogAT) are also analyzed to improve teacher instruction and student learning. Grade level teams at Ellen Woodside administer Common Assessments created by the team, followed by item analysis to help teachers target specific skills that need re-teaching.

Through a standards-based curriculum, motivated teachers, and an innovative school district, Ellen Woodside Elementary School continues to provide each student with the highest quality instruction and the opportunity to fulfill their innate potential through positive, creative, and challenging curriculum presented in a manner that is meaningful to students of the 21st Century.

Stephanie B. Reese Principal  
Amy Fitzgerald SIC President

Comprehensive detail, including definitions of ratings, performance criteria, and explanations of status, is available on [www.ed.sc.gov](http://www.ed.sc.gov) and [www.eoc.sc.gov](http://www.eoc.sc.gov) as well as school and school district websites.

Printed versions are available from school districts upon request.

### Abbreviations Key

N/A Not Applicable N/AV Not Available N/C Not Collected N/R Not Reported I/S Insufficient Sample TBD To be determined

NI Newly Identified CSI Continuing School Improvement CA Corrective Action RP Plan to Restructure R Restructure DELAY School Improvement Status HOLD School Improvement Status